

Cambridge Waste Water Treatment Plant Relocation Project  
Anglian Water Services Limited

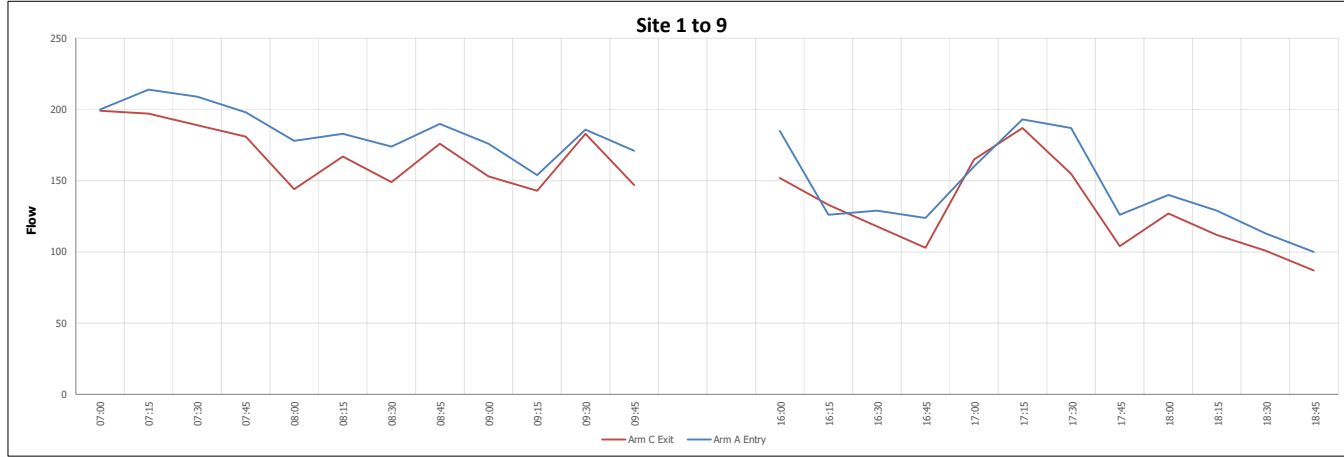
# Appendix 19.1: Baseline Traffic Surveys

Application Document Reference: 5.4.19.1  
PINS Project Reference: WW010003  
APFP Regulation No. 5(2)a

# Intelligent Data Collection Limited



Client: Mott McDonald  
 Project Number: ID06180  
 Site Comparison: Site 1 to 9  
 Date of Survey: 07.12.2021



**Additional Comments**  
 Junction and access roads between sites.

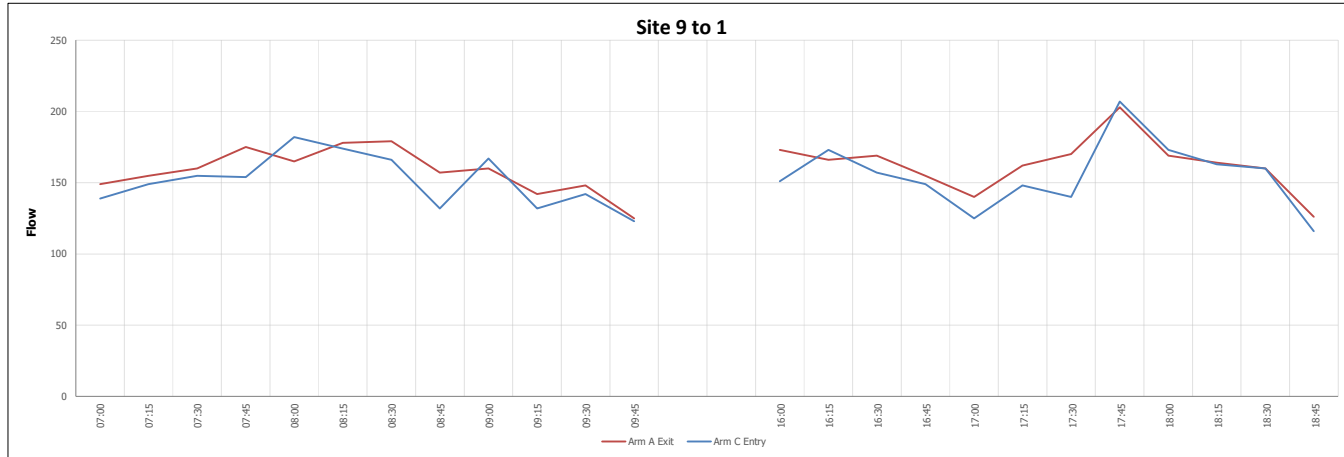
Time	Site 1								Site 9								Difference (Entry minus Exit)							Graph Data			
	Cars	LGV	OGV1	OGV2	Buses	M/C	Cycle	Total	Cars	LGV	OGV1	OGV2	Buses	M/C	Cycle	Total	Cars	LGV	OGV1	OGV2	Buses	M/C	Cycle	Total	Time	Exit	Entry
07:00	125	59	4	9	1	1	0	199	128	58	4	9	0	1	0	200	3	-1	0	0	-1	0	0	1	07:00	199	200
07:15	143	43	4	6	1	0	0	197	157	44	5	6	1	1	0	214	14	1	1	0	0	1	0	17	07:15	197	214
07:30	137	41	0	11	0	0	0	189	153	44	0	11	1	0	0	209	16	3	0	0	1	0	0	20	07:30	189	209
07:45	123	48	2	7	0	1	0	181	137	51	3	7	0	0	0	198	14	3	1	0	0	-1	0	17	07:45	181	198
08:00	99	31	4	8	1	1	0	144	123	37	4	11	0	2	1	178	24	6	0	3	-1	1	1	34	08:00	144	178
08:15	121	27	7	10	0	2	0	167	141	24	6	10	0	2	0	183	20	-3	-1	2	1	1	2	14	08:15	167	183
08:30	119	18	3	8	0	1	0	149	141	21	5	6	0	1	0	174	22	3	2	-2	0	0	0	25	08:30	149	174
08:45	123	36	8	8	0	1	0	176	129	39	7	10	1	2	2	190	6	3	-1	2	1	1	2	14	08:45	176	190
09:00	104	28	8	12	1	0	0	153	131	26	7	12	0	0	0	176	27	-2	-1	0	-1	0	0	23	09:00	153	176
09:15	104	17	8	10	3	1	0	143	111	20	10	9	4	0	0	154	7	3	2	-1	1	-1	0	11	09:15	143	154
09:30	123	37	6	16	1	0	0	183	124	38	5	16	2	1	0	186	1	1	-1	0	1	1	0	3	09:30	183	186
09:45	97	28	9	11	0	2	0	147	117	31	9	12	0	2	0	171	20	3	0	1	0	0	0	24	09:45	147	171
<b>Total</b>	<b>1418</b>	<b>413</b>	<b>63</b>	<b>116</b>	<b>8</b>	<b>10</b>	<b>0</b>	<b>2028</b>	<b>1592</b>	<b>433</b>	<b>65</b>	<b>119</b>	<b>9</b>	<b>12</b>	<b>3</b>	<b>2233</b>	<b>174</b>	<b>20</b>	<b>2</b>	<b>3</b>	<b>1</b>	<b>2</b>	<b>3</b>	<b>205</b>			
																	<b>12%</b>	<b>5%</b>	<b>3%</b>	<b>3%</b>	<b>13%</b>	<b>20%</b>	<b>0%</b>	<b>10%</b>			
16:00	122	20	2	7	0	0	1	152	144	29	2	8	0	1	1	185	22	9	0	1	0	1	0	33	16:00	152	185
16:15	96	31	0	5	1	0	0	133	94	24	1	5	2	0	0	126	-2	-7	1	0	1	0	0	-7	16:15	133	126
16:30	95	17	0	5	0	0	1	118	97	24	1	6	0	0	1	129	2	7	1	1	0	0	0	11	16:30	118	129
16:45	77	10	1	13	0	2	0	103	101	13	1	8	0	1	0	124	24	3	0	-5	0	-1	0	21	16:45	103	124
17:00	135	17	0	9	0	2	2	165	131	14	0	13	0	1	1	160	-4	-3	0	4	0	-1	-1	-5	17:00	165	160
17:15	159	17	2	7	0	1	1	187	167	13	1	8	1	1	2	193	8	-4	-1	1	1	0	1	6	17:15	187	193
17:30	130	19	1	2	1	1	1	155	159	20	2	3	1	2	0	187	29	1	1	1	0	1	-1	32	17:30	155	187
17:45	94	7	2	1	0	0	0	104	114	9	2	0	0	1	0	126	20	2	0	-1	0	1	0	22	17:45	104	126
18:00	116	6	0	3	0	1	1	127	125	8	0	4	1	1	1	140	9	2	0	1	1	0	0	13	18:00	127	140
18:15	90	14	2	1	1	2	2	112	111	10	2	1	1	3	1	129	21	-4	0	0	0	1	-1	17	18:15	112	129
18:30	86	13	0	1	1	0	0	101	91	19	0	1	1	0	1	113	5	6	0	0	0	0	1	12	18:30	101	113
18:45	73	7	2	2	1	0	2	87	88	7	2	2	1	0	0	100	15	0	0	0	0	0	-2	13	18:45	87	100
<b>Total</b>	<b>1273</b>	<b>178</b>	<b>12</b>	<b>56</b>	<b>5</b>	<b>9</b>	<b>11</b>	<b>1544</b>	<b>1422</b>	<b>190</b>	<b>14</b>	<b>59</b>	<b>8</b>	<b>11</b>	<b>8</b>	<b>1712</b>	<b>149</b>	<b>12</b>	<b>2</b>	<b>3</b>	<b>3</b>	<b>2</b>	<b>-3</b>	<b>168</b>			
																	<b>12%</b>	<b>7%</b>	<b>17%</b>	<b>5%</b>	<b>60%</b>	<b>22%</b>	<b>-27%</b>	<b>11%</b>			

Please note: A positive value above indicates that there is a gain in vehicles between the sites

# Intelligent Data Collection Limited



Client: Mott McDonald  
 Project Number: ID06180  
 Site Comparison: Site 9 to 1  
 Date of Survey: 07.12.2021



**Additional Comments**  
 Junction and access roads between sites.

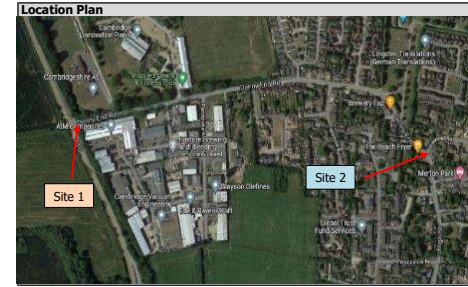
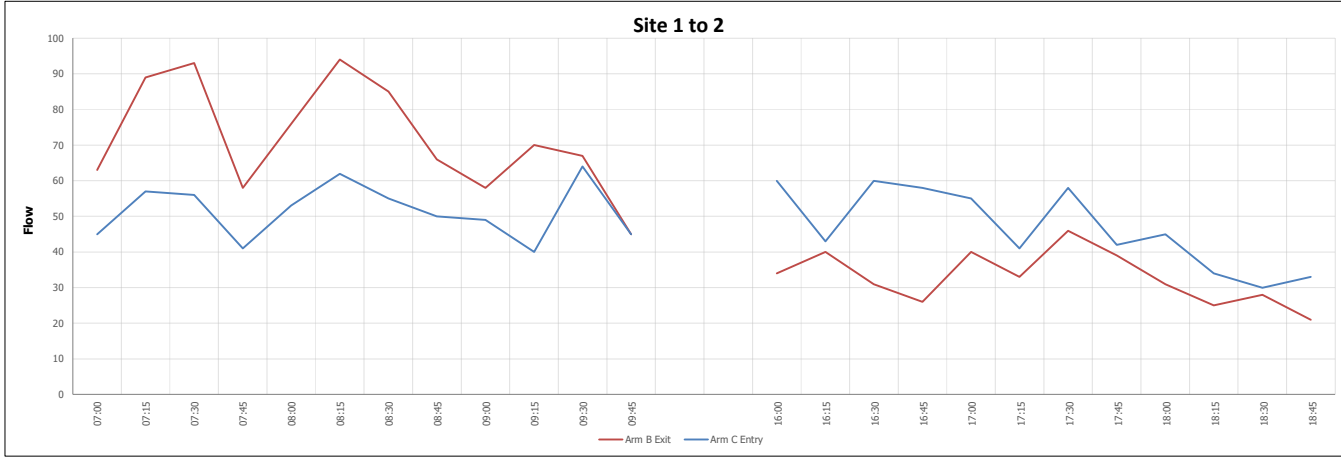
Time	Site 9								Site 1								Difference (Entry minus Exit)								Graph Data		
	Cars	LGV	OGV1	OGV2	Buses	M/C	Cycle	Total	Cars	LGV	OGV1	OGV2	Buses	M/C	Cycle	Total	Cars	LGV	OGV1	OGV2	Buses	M/C	Cycle	Total	Time	Exit	Entry
07:00	92	39	6	12	0	0	0	149	83	34	6	15	1	0	0	139	-9	-5	0	3	1	0	0	-10	07:00	149	139
07:15	98	41	2	11	1	2	0	155	95	40	2	12	0	0	0	149	-3	-1	0	1	-1	-2	0	-6	07:15	155	149
07:30	102	43	6	9	0	0	0	160	100	39	4	10	0	1	1	155	-2	-4	-2	1	0	1	1	-5	07:30	160	155
07:45	118	38	5	11	1	2	0	175	107	32	5	9	0	1	0	154	-11	-6	0	-2	-1	-1	0	-21	07:45	175	154
08:00	120	32	1	12	0	0	0	165	120	39	5	14	0	0	4	182	0	7	4	2	0	0	4	17	08:00	165	182
08:15	128	28	4	10	4	3	1	178	129	28	3	9	1	3	1	174	1	0	-1	-1	-3	0	0	-4	08:15	178	174
08:30	126	29	6	16	0	2	0	179	114	28	6	14	2	2	0	166	-12	-1	0	-2	2	0	0	-13	08:30	179	166
08:45	122	20	4	9	2	0	0	157	95	21	5	11	0	0	0	132	-27	1	1	2	-2	0	0	-25	08:45	157	132
09:00	109	35	5	11	0	0	0	160	109	36	4	13	2	0	3	167	0	1	-1	2	2	0	3	7	09:00	160	167
09:15	101	26	5	10	0	0	0	142	96	22	5	9	0	0	0	132	-5	-4	0	-1	0	0	0	-10	09:15	142	132
09:30	98	30	8	11	1	0	0	148	96	27	7	9	2	0	1	142	-2	-3	-1	-2	1	0	1	-6	09:30	148	142
09:45	73	26	11	15	0	0	0	125	77	24	9	13	0	0	0	123	4	-2	-2	-2	0	0	0	-2	09:45	125	123
<b>Total</b>	<b>1287</b>	<b>387</b>	<b>63</b>	<b>137</b>	<b>9</b>	<b>9</b>	<b>1</b>	<b>1893</b>	<b>1221</b>	<b>370</b>	<b>61</b>	<b>138</b>	<b>8</b>	<b>7</b>	<b>10</b>	<b>1815</b>	<b>-66</b>	<b>-17</b>	<b>-2</b>	<b>1</b>	<b>-1</b>	<b>-2</b>	<b>9</b>	<b>-78</b>			
																	<b>-5%</b>	<b>-4%</b>	<b>-3%</b>	<b>1%</b>	<b>-11%</b>	<b>-22%</b>	<b>900%</b>	<b>-4%</b>			
16:00	122	39	5	6	0	0	1	173	103	36	5	7	0	0	0	151	-19	-3	0	1	0	0	-1	-22	16:00	173	151
16:15	121	20	9	15	0	1	0	166	124	24	8	16	0	1	0	173	3	4	-1	1	0	0	0	7	16:15	166	173
16:30	127	30	4	7	1	0	0	169	122	22	5	7	1	0	0	157	-5	-8	1	0	0	0	0	-12	16:30	169	157
16:45	129	18	2	6	0	0	0	155	123	18	3	5	0	0	0	149	-6	0	1	-1	0	0	0	-6	16:45	155	149
17:00	108	25	2	5	0	0	0	140	98	20	2	5	0	0	0	125	-10	-5	0	0	0	0	0	-15	17:00	140	125
17:15	139	18	1	4	0	0	0	162	125	17	1	5	0	0	0	148	-14	-1	0	1	0	0	0	-14	17:15	162	148
17:30	141	23	1	3	1	1	0	170	114	22	1	1	1	1	0	140	-27	-1	0	-2	0	0	0	-30	17:30	170	140
17:45	172	24	1	5	0	0	1	203	182	17	1	7	0	0	0	207	10	-7	0	2	0	0	-1	4	17:45	203	207
18:00	147	15	0	4	1	1	1	169	148	20	1	3	1	0	0	173	1	5	1	-1	0	-1	-1	4	18:00	169	173
18:15	139	14	2	7	1	1	0	164	137	18	1	6	1	0	0	163	-2	4	-1	-1	0	-1	0	-1	18:15	164	163
18:30	133	18	1	4	3	1	0	160	138	12	2	5	2	1	0	160	5	-6	1	1	-1	0	0	0	18:30	160	160
18:45	107	9	0	8	1	1	0	126	97	9	0	7	1	2	0	116	-10	0	0	-1	0	1	0	-10	18:45	126	116
<b>Total</b>	<b>1585</b>	<b>253</b>	<b>28</b>	<b>74</b>	<b>8</b>	<b>6</b>	<b>3</b>	<b>1957</b>	<b>1511</b>	<b>235</b>	<b>30</b>	<b>74</b>	<b>7</b>	<b>5</b>	<b>0</b>	<b>1862</b>	<b>-74</b>	<b>-18</b>	<b>2</b>	<b>0</b>	<b>-1</b>	<b>-1</b>	<b>-3</b>	<b>-95</b>			
																	<b>-5%</b>	<b>-7%</b>	<b>7%</b>	<b>0%</b>	<b>-13%</b>	<b>-17%</b>	<b>-100%</b>	<b>-5%</b>			

Please note: A positive value above indicates that there is a gain in vehicles between the sites

# Intelligent Data Collection Limited



Client: Mott McDonald  
 Project Number: ID06180  
 Site Comparison: Site 1 to 2  
 Date of Survey: 07.12.2021



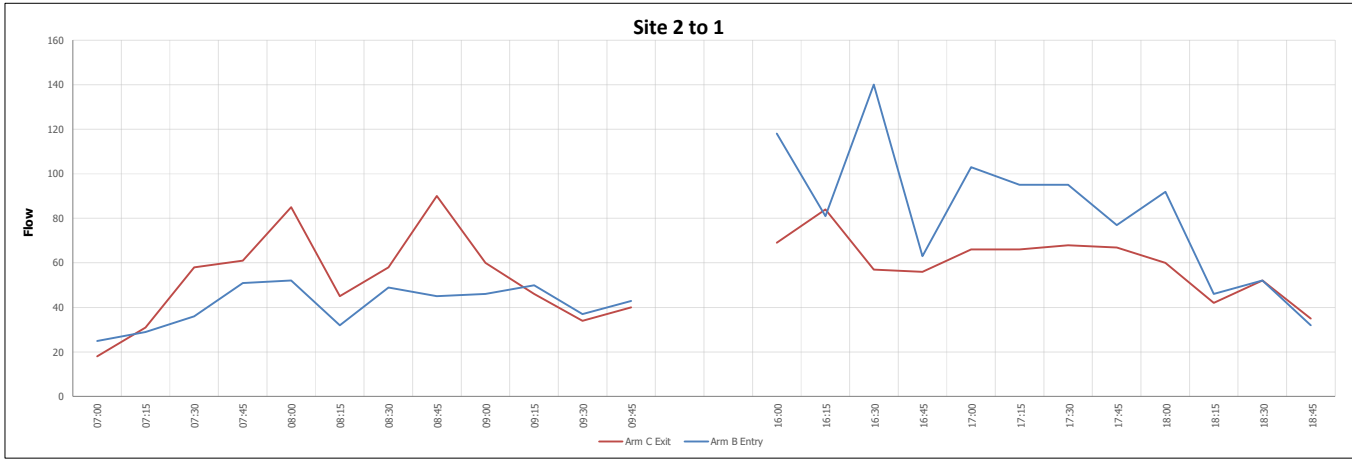
**Additional Comments**  
 Industrial and residential access roads between sites.

Time	Site 1								Site 2								Difference (Entry minus Exit)								Graph Data		
	Cars	LGV	OGV1	OGV2	Buses	M/C	Cycle	Total	Cars	LGV	OGV1	OGV2	Buses	M/C	Cycle	Total	Cars	LGV	OGV1	OGV2	Buses	M/C	Cycle	Total	Time	Exit	Entry
07:00	50	11	0	1	1	0	0	63	37	6	1	0	1	0	0	45	-13	-5	1	-1	0	0	0	-18	07:00	63	45
07:15	69	18	0	1	1	0	0	89	44	12	0	0	1	0	0	57	-25	-6	0	-1	0	0	0	-32	07:15	89	57
07:30	75	11	1	2	1	1	2	93	43	9	1	1	0	1	1	56	-32	-2	0	-1	-1	0	-1	-37	07:30	93	56
07:45	49	7	0	2	0	0	0	58	30	10	0	0	1	0	0	41	-19	3	0	-2	1	0	0	-17	07:45	58	41
08:00	55	13	0	2	1	0	5	76	43	8	0	1	1	0	0	53	-12	-5	0	-1	0	0	-5	-23	08:00	76	53
08:15	70	18	2	0	2	1	1	94	44	10	1	1	2	0	4	62	-26	-8	-1	1	0	-1	3	-32	08:15	94	62
08:30	70	10	2	1	2	0	0	85	46	8	0	0	1	0	0	55	-24	-2	-2	-1	-1	0	0	-30	08:30	85	55
08:45	54	12	0	0	0	0	0	66	34	11	0	0	0	0	5	50	-20	-1	0	0	0	0	5	-16	08:45	66	50
09:00	45	7	1	2	0	0	3	58	39	10	0	0	0	0	0	49	-6	3	-1	-2	0	0	-3	-9	09:00	58	49
09:15	62	7	1	0	0	0	0	70	35	4	0	0	0	0	1	40	-27	-3	-1	0	0	0	1	-30	09:15	70	40
09:30	54	9	2	0	1	0	1	67	52	11	0	0	1	0	0	64	-2	2	-2	0	0	0	-1	-3	09:30	67	64
09:45	33	1	0	0	1	0	0	45	36	7	0	0	1	0	1	45	3	-3	-1	0	0	0	1	0	09:45	45	45
<b>Total</b>	<b>686</b>	<b>133</b>	<b>10</b>	<b>11</b>	<b>10</b>	<b>2</b>	<b>12</b>	<b>864</b>	<b>483</b>	<b>106</b>	<b>3</b>	<b>3</b>	<b>9</b>	<b>1</b>	<b>12</b>	<b>617</b>	<b>-203</b>	<b>-27</b>	<b>-7</b>	<b>-8</b>	<b>-1</b>	<b>-1</b>	<b>0</b>	<b>-247</b>			
																	<b>-30%</b>	<b>-20%</b>	<b>-70%</b>	<b>-73%</b>	<b>-10%</b>	<b>-50%</b>	<b>0%</b>	<b>-29%</b>			
16:00	28	4	1	0	0	0	1	34	44	5	0	0	0	1	10	60	16	1	-1	0	0	1	9	26	16:00	34	60
16:15	26	11	2	0	0	0	1	40	31	11	0	0	0	0	1	43	5	0	-2	0	0	0	0	3	16:15	40	43
16:30	25	5	1	0	0	0	0	31	47	8	0	0	0	2	3	60	22	3	-1	0	0	2	3	29	16:30	31	60
16:45	22	3	0	0	1	0	0	26	51	6	0	0	0	1	0	58	29	3	0	0	-1	1	0	32	16:45	26	58
17:00	35	4	0	0	1	0	0	40	49	2	0	0	1	2	55	14	-2	0	0	0	1	2	2	15	17:00	40	55
17:15	27	6	0	0	0	0	0	33	34	6	0	0	0	0	1	41	7	0	0	0	0	0	1	8	17:15	33	41
17:30	34	12	0	0	0	0	0	46	47	9	0	0	0	0	2	58	13	-3	0	0	0	0	2	12	17:30	46	58
17:45	34	4	0	0	1	0	0	39	37	1	0	0	1	1	2	42	3	-3	0	0	0	1	2	3	17:45	39	42
18:00	29	2	0	0	0	0	0	31	39	4	0	0	0	0	2	45	10	2	0	0	0	0	2	14	18:00	31	45
18:15	24	1	0	0	0	0	0	25	29	3	0	0	0	0	2	34	5	2	0	0	0	0	2	9	18:15	25	34
18:30	25	3	0	0	0	0	0	28	27	2	0	0	0	0	1	30	2	-1	0	0	0	0	1	2	18:30	28	30
18:45	19	1	0	0	1	0	0	21	26	4	0	0	1	0	2	33	7	3	0	0	0	0	2	12	18:45	21	33
<b>Total</b>	<b>328</b>	<b>56</b>	<b>4</b>	<b>0</b>	<b>4</b>	<b>0</b>	<b>2</b>	<b>394</b>	<b>461</b>	<b>61</b>	<b>0</b>	<b>0</b>	<b>3</b>	<b>6</b>	<b>28</b>	<b>559</b>	<b>133</b>	<b>5</b>	<b>-4</b>	<b>0</b>	<b>-1</b>	<b>6</b>	<b>26</b>	<b>165</b>			
																	<b>41%</b>	<b>9%</b>	<b>-100%</b>	<b>0%</b>	<b>-25%</b>	<b>0%</b>	<b>1300%</b>	<b>42%</b>			

Please note: A positive value above indicates that there is a gain in vehicles between the sites



Client: Mott McDonald  
 Project Number: ID06180  
 Site Comparison: Site 2 to 1  
 Date of Survey: 07.12.2021



**Additional Comments**  
 Industrial and residential access roads between sites.

Time	Site 2								Site 1								Difference (Entry minus Exit)								Graph Data		
	Cars	LGV	OGV1	OGV2	Buses	M/C	Cycle	Total	Cars	LGV	OGV1	OGV2	Buses	M/C	Cycle	Total	Cars	LGV	OGV1	OGV2	Buses	M/C	Cycle	Total	Time	Exit	Entry
07:00	11	7	0	0	0	0	0	18	18	7	0	0	0	0	0	25	7	0	0	0	0	0	0	7	07:00	18	25
07:15	25	5	0	0	0	1	0	31	21	7	1	0	0	0	0	29	-4	2	1	0	0	-1	0	-2	07:15	31	29
07:30	42	12	1	0	0	2	1	58	27	7	1	0	0	1	0	36	-15	-5	0	0	0	-1	-1	-22	07:30	58	36
07:45	49	5	1	0	1	1	4	61	37	11	0	2	0	0	1	51	-12	6	-1	2	-1	-1	-3	-10	07:45	61	51
08:00	69	12	0	1	0	1	2	85	39	10	1	1	1	0	0	52	-30	-2	1	0	1	-1	-2	-33	08:00	85	52
08:15	32	8	1	1	1	0	2	45	23	6	0	2	1	0	0	32	-9	-2	-1	1	0	0	-2	-13	08:15	45	32
08:30	50	6	0	0	1	0	1	58	39	8	1	0	1	0	0	49	-11	2	1	0	0	0	-1	-9	08:30	58	49
08:45	71	9	1	0	0	1	8	90	36	7	2	0	0	0	0	45	-35	-2	1	0	0	-1	-8	-45	08:45	90	45
09:00	49	8	1	1	0	1	0	60	33	8	2	3	0	0	0	46	-16	0	1	2	0	-1	0	-14	09:00	60	46
09:15	39	5	0	0	0	0	2	46	39	7	2	1	0	0	1	50	0	2	2	1	0	0	-1	4	09:15	46	50
09:30	26	7	0	1	0	0	0	34	26	7	2	2	0	0	0	37	0	0	2	1	0	0	0	3	09:30	34	37
09:45	28	10	1	0	1	0	0	40	28	10	3	0	1	1	0	43	0	0	2	0	0	1	0	3	09:45	40	43
<b>Total</b>	<b>491</b>	<b>94</b>	<b>6</b>	<b>4</b>	<b>4</b>	<b>7</b>	<b>20</b>	<b>626</b>	<b>366</b>	<b>95</b>	<b>15</b>	<b>11</b>	<b>4</b>	<b>2</b>	<b>2</b>	<b>495</b>	<b>-125</b>	<b>1</b>	<b>9</b>	<b>7</b>	<b>0</b>	<b>-5</b>	<b>-18</b>	<b>-131</b>			
																	<b>-25%</b>	<b>1%</b>	<b>150%</b>	<b>175%</b>	<b>0%</b>	<b>-71%</b>	<b>-90%</b>	<b>-21%</b>			
16:00	60	7	1	0	1	0	0	69	99	13	2	1	1	1	1	118	39	6	1	1	0	1	1	49	16:00	69	118
16:15	63	17	1	0	1	0	2	84	61	19	1	0	0	0	0	81	-2	2	0	0	-1	0	-2	-3	16:15	84	81
16:30	45	9	0	0	1	0	2	57	115	21	1	0	1	1	1	140	70	12	1	0	0	1	-1	83	16:30	57	140
16:45	47	6	0	0	1	2	0	56	57	5	0	0	0	1	0	63	10	-1	0	0	-1	-1	0	7	16:45	56	63
17:00	58	6	0	0	0	0	2	66	92	6	0	0	2	1	2	103	34	0	0	0	2	1	0	37	17:00	66	103
17:15	58	8	0	0	0	0	0	66	85	7	1	0	0	1	1	95	27	-1	1	0	0	1	1	29	17:15	66	95
17:30	59	8	0	0	1	0	0	68	82	11	0	0	1	0	1	95	23	3	0	0	0	0	1	27	17:30	68	95
17:45	55	10	0	0	0	0	2	67	68	9	0	0	0	0	0	77	13	-1	0	0	0	0	-2	10	17:45	67	77
18:00	54	5	0	0	0	0	1	60	86	5	0	0	0	0	1	92	32	0	0	0	0	0	0	32	18:00	60	92
18:15	36	4	0	0	1	0	1	42	39	5	0	0	1	0	1	46	3	1	0	0	0	0	0	4	18:15	42	46
18:30	47	2	0	0	2	0	1	52	46	4	0	0	2	0	0	52	-1	2	0	0	0	0	-1	0	18:30	52	52
18:45	29	5	0	0	1	0	0	35	26	3	0	0	1	0	2	32	-3	-2	0	0	0	0	2	-3	18:45	35	32
<b>Total</b>	<b>611</b>	<b>87</b>	<b>2</b>	<b>0</b>	<b>9</b>	<b>2</b>	<b>11</b>	<b>722</b>	<b>856</b>	<b>108</b>	<b>5</b>	<b>1</b>	<b>9</b>	<b>5</b>	<b>10</b>	<b>994</b>	<b>245</b>	<b>21</b>	<b>3</b>	<b>1</b>	<b>0</b>	<b>3</b>	<b>-1</b>	<b>272</b>			
																	<b>40%</b>	<b>24%</b>	<b>150%</b>	<b>0%</b>	<b>0%</b>	<b>150%</b>	<b>-9%</b>	<b>38%</b>			

Please note: A positive value above indicates that there is a gain in vehicles between the sites

# Intelligent Data Collection Limited



Client: Mott McDonald  
 Project Number: ID06180  
 Site Comparison: Site 2 to 7  
 Date of Survey: 07.12.2021



**Additional Comments**  
 Multiple side roads and access roads between sites.

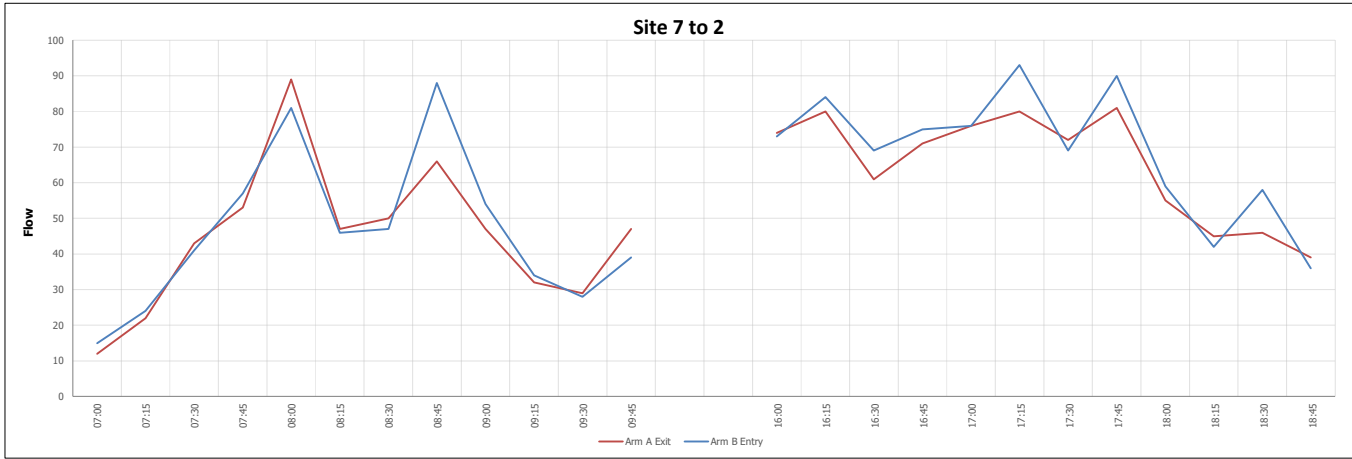
Time	Site 2								Site 7								Difference (Entry minus Exit)								Graph Data			
	Cars	LGV	OGV1	OGV2	Buses	M/C	Cycle	Total	Cars	LGV	OGV1	OGV2	Buses	M/C	Cycle	Total	Cars	LGV	OGV1	OGV2	Buses	M/C	Cycle	Total	Time	Exit	Entry	
07:00	46	8	1	0	1	0	1	57	16	4	0	0	0	0	0	20	-30	-4	-1	0	0	0	0	-37	07:00	57	20	
07:15	58	14	0	0	1	0	1	74	25	5	0	0	2	0	0	32	-33	-9	0	0	1	0	-1	-42	07:15	74	32	
07:30	65	11	0	0	0	1	2	79	33	7	0	0	0	0	0	40	-32	-4	0	0	0	-1	-2	-39	07:30	79	40	
07:45	60	11	0	0	1	0	0	72	27	7	0	0	1	0	0	35	-33	-4	0	0	0	0	0	-37	07:45	72	35	
08:00	54	8	0	0	2	1	0	65	27	3	0	0	1	1	0	32	-27	-5	0	0	-1	0	0	-33	08:00	65	32	
08:15	52	12	1	0	1	0	5	71	20	9	0	0	2	1	2	34	-32	-3	-1	0	1	1	-3	-37	08:15	71	34	
08:30	68	10	0	0	1	0	2	81	27	2	0	0	0	0	0	29	-41	-8	0	0	-1	0	-2	-52	08:30	81	29	
08:45	49	10	0	0	0	0	6	65	33	2	0	1	1	0	5	42	-16	-8	0	1	1	0	-1	-23	08:45	65	42	
09:00	38	8	0	1	0	0	1	48	18	3	0	0	0	0	1	22	-20	-5	0	-1	0	0	0	-26	09:00	48	22	
09:15	37	5	0	0	0	0	2	44	23	5	1	0	0	0	1	30	-14	0	1	0	0	0	-1	-14	09:15	44	30	
09:30	54	13	0	0	1	0	1	69	19	5	0	0	0	0	1	25	-35	-8	0	0	-1	0	0	-44	09:30	69	25	
09:45	40	8	0	0	1	0	0	49	24	8	0	0	2	0	0	34	-16	0	0	0	1	0	0	-15	09:45	49	34	
<b>Total</b>	<b>621</b>	<b>118</b>	<b>2</b>	<b>1</b>	<b>9</b>	<b>2</b>	<b>21</b>	<b>774</b>	<b>292</b>	<b>60</b>	<b>1</b>	<b>1</b>	<b>9</b>	<b>2</b>	<b>10</b>	<b>375</b>	<b>-329</b>	<b>-58</b>	<b>-1</b>	<b>0</b>	<b>0</b>	<b>0</b>	<b>-11</b>	<b>-399</b>				
																	<b>-53%</b>	<b>-49%</b>	<b>-50%</b>	<b>0%</b>	<b>0%</b>	<b>0%</b>	<b>0%</b>	<b>-52%</b>	<b>-52%</b>			
16:00	45	5	0	0	0	0	10	60	16	1	0	0	0	0	0	17	-29	-4	0	0	0	0	-10	-43	16:00	60	17	
16:15	32	11	0	0	0	0	1	44	16	2	1	0	0	0	0	19	-16	-9	1	0	0	0	-1	-25	16:15	44	19	
16:30	57	11	0	0	0	2	2	72	37	8	0	0	0	0	0	45	-20	-3	0	0	0	-2	-2	-27	16:30	72	45	
16:45	48	6	0	0	0	1	2	57	31	3	0	0	0	1	0	35	-17	-3	0	0	0	0	-2	-22	16:45	57	35	
17:00	55	4	0	0	1	1	2	63	34	3	0	0	1	1	0	39	-21	-1	0	0	0	0	-2	-24	17:00	63	39	
17:15	47	11	0	0	0	0	2	60	24	6	0	0	0	0	1	31	-23	-5	0	0	0	0	-1	-29	17:15	60	31	
17:30	57	8	0	0	0	0	2	67	39	10	0	0	0	0	0	49	-18	2	0	0	0	0	-2	-18	17:30	67	49	
17:45	38	2	0	0	1	1	2	44	23	3	0	0	1	0	1	28	-15	1	0	0	0	-1	-1	-16	17:45	44	28	
18:00	39	5	0	0	0	0	3	47	27	6	0	0	0	0	0	33	-12	1	0	0	0	0	-3	-14	18:00	47	33	
18:15	22	3	0	0	0	0	2	27	10	1	0	0	0	0	2	13	-12	-2	0	0	0	0	0	-14	18:15	27	13	
18:30	27	1	0	0	0	0	1	29	18	2	0	0	0	0	1	21	-9	1	0	0	0	0	0	-8	18:30	29	21	
18:45	22	2	0	0	1	0	1	26	16	2	0	0	1	0	0	19	-6	0	0	0	0	0	-1	-7	18:45	26	19	
<b>Total</b>	<b>489</b>	<b>69</b>	<b>0</b>	<b>0</b>	<b>3</b>	<b>5</b>	<b>30</b>	<b>596</b>	<b>291</b>	<b>47</b>	<b>1</b>	<b>0</b>	<b>3</b>	<b>2</b>	<b>5</b>	<b>349</b>	<b>-198</b>	<b>-22</b>	<b>1</b>	<b>0</b>	<b>0</b>	<b>-3</b>	<b>-25</b>	<b>-247</b>				
																	<b>-40%</b>	<b>-32%</b>	<b>0%</b>	<b>0%</b>	<b>0%</b>	<b>0%</b>	<b>-60%</b>	<b>-83%</b>	<b>-41%</b>			

Please note: A positive value above indicates that there is a gain in vehicles between the sites

# Intelligent Data Collection Limited



Client: Mott McDonald  
 Project Number: ID06180  
 Site Comparison: Site 7 to 2  
 Date of Survey: 07.12.2021



**Additional Comments**  
 Multiple side roads and access roads between sites.

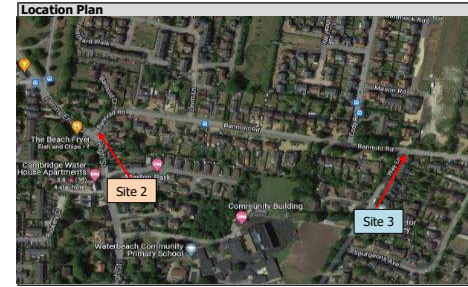
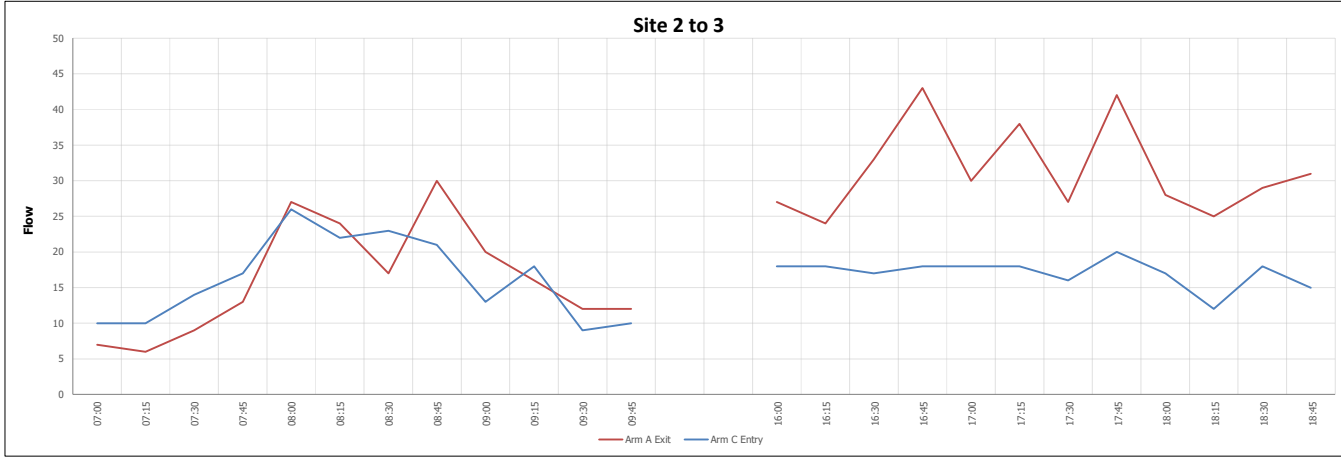
Time	Site 7								Site 2								Difference (Entry minus Exit)								Graph Data		
	Cars	LGV	OGV1	OGV2	Buses	M/C	Cycle	Total	Cars	LGV	OGV1	OGV2	Buses	M/C	Cycle	Total	Cars	LGV	OGV1	OGV2	Buses	M/C	Cycle	Total	Time	Exit	Entry
07:00	9	3	0	0	0	0	0	12	11	4	0	0	0	0	0	15	2	1	0	0	0	0	0	3	07:00	12	15
07:15	15	6	0	0	0	1	0	22	17	6	0	0	0	1	0	24	2	0	0	0	0	0	0	2	07:15	22	24
07:30	33	7	1	0	0	2	0	43	28	9	1	0	0	2	1	41	-5	2	0	0	0	0	1	-2	07:30	43	41
07:45	45	6	1	0	1	0	0	53	46	5	1	0	1	0	4	57	1	-1	0	0	0	0	4	4	07:45	53	57
08:00	73	14	0	0	0	1	1	89	68	11	0	0	0	1	1	81	-5	-3	0	0	0	0	0	-8	08:00	89	81
08:15	36	7	2	0	0	1	1	47	36	6	2	0	0	0	2	46	0	-1	0	0	0	-1	1	-1	08:15	47	46
08:30	38	6	1	0	1	0	4	50	36	7	0	0	1	1	2	47	-2	1	-1	0	0	1	-2	-3	08:30	50	47
08:45	55	9	1	0	0	0	1	66	66	11	2	0	0	1	8	88	11	2	1	0	0	1	7	22	08:45	66	88
09:00	36	9	0	1	0	0	1	47	44	8	0	0	0	1	1	54	8	-1	0	-1	0	1	0	7	09:00	47	54
09:15	23	8	0	0	0	0	1	32	28	4	0	0	0	0	2	34	5	-4	0	0	0	0	1	2	09:15	32	34
09:30	24	4	0	1	0	0	0	29	20	7	0	1	0	0	0	28	-4	3	0	0	0	0	0	-1	09:30	29	28
09:45	36	9	1	0	1	0	0	47	26	11	1	0	1	0	0	39	-10	2	0	0	0	0	0	-8	09:45	47	39
<b>Total</b>	<b>423</b>	<b>88</b>	<b>7</b>	<b>2</b>	<b>3</b>	<b>5</b>	<b>9</b>	<b>537</b>	<b>426</b>	<b>89</b>	<b>7</b>	<b>1</b>	<b>3</b>	<b>7</b>	<b>21</b>	<b>554</b>	<b>3</b>	<b>1</b>	<b>0</b>	<b>-1</b>	<b>0</b>	<b>2</b>	<b>12</b>	<b>17</b>			
																	<b>1%</b>	<b>1%</b>	<b>0%</b>	<b>-50%</b>	<b>0%</b>	<b>40%</b>	<b>133%</b>	<b>3%</b>			
16:00	64	8	1	0	1	0	0	74	63	7	1	0	2	0	0	73	-1	-1	0	0	1	0	0	-1	16:00	74	73
16:15	62	15	1	0	0	0	2	80	65	14	1	0	1	0	3	84	3	-1	0	0	1	0	1	4	16:15	80	84
16:30	51	8	0	0	1	0	1	61	56	10	0	0	1	0	2	69	5	2	0	0	0	0	1	8	16:30	61	69
16:45	57	8	0	0	1	4	1	71	63	8	0	0	1	2	1	75	6	0	0	0	0	-2	0	4	16:45	71	75
17:00	63	13	0	0	0	0	0	76	63	11	0	0	0	0	2	76	0	-2	0	0	0	0	2	0	17:00	76	76
17:15	69	9	0	0	1	1	0	80	79	14	0	0	0	0	0	93	10	5	0	0	-1	-1	0	13	17:15	80	93
17:30	60	11	0	0	0	0	1	72	59	9	0	0	1	0	0	69	-1	-2	0	0	1	0	-1	-3	17:30	72	69
17:45	68	12	0	0	0	0	1	81	77	12	0	0	0	0	1	90	9	0	0	0	0	0	0	9	17:45	81	90
18:00	52	2	0	0	1	0	0	55	56	3	0	0	0	0	0	59	4	1	0	0	-1	0	0	4	18:00	55	59
18:15	43	2	0	0	0	0	0	45	36	5	0	0	1	0	0	42	-7	3	0	0	1	0	0	-3	18:15	45	42
18:30	41	3	0	0	2	0	0	46	52	3	0	0	2	0	1	58	11	0	0	0	0	0	1	12	18:30	46	58
18:45	33	4	0	0	1	0	1	39	32	3	0	0	1	0	0	36	-1	-1	0	0	0	0	-1	-3	18:45	39	36
<b>Total</b>	<b>663</b>	<b>95</b>	<b>2</b>	<b>0</b>	<b>8</b>	<b>5</b>	<b>7</b>	<b>780</b>	<b>701</b>	<b>99</b>	<b>2</b>	<b>0</b>	<b>10</b>	<b>2</b>	<b>10</b>	<b>824</b>	<b>38</b>	<b>4</b>	<b>0</b>	<b>0</b>	<b>2</b>	<b>-3</b>	<b>3</b>	<b>44</b>			
																	<b>6%</b>	<b>4%</b>	<b>0%</b>	<b>0%</b>	<b>25%</b>	<b>-60%</b>	<b>43%</b>	<b>6%</b>			

Please note: A positive value above indicates that there is a gain in vehicles between the sites

# Intelligent Data Collection Limited



Client: Mott McDonald  
 Project Number: ID06180  
 Site Comparison: Site 2 to 3  
 Date of Survey: 07.12.2021



**Additional Comments**  
 Residential areas between sites.

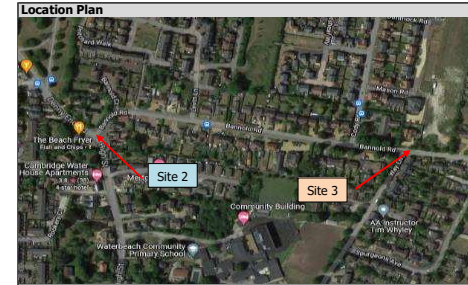
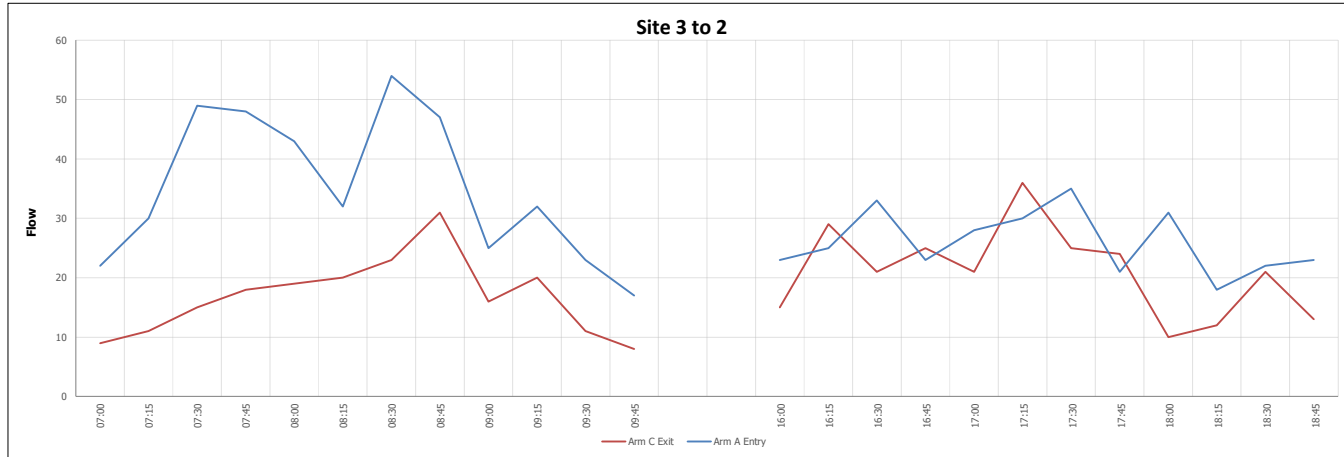
Time	Site 2								Site 3								Difference (Entry minus Exit)								Graph Data		
	Cars	LGV	OGV1	OGV2	Buses	M/C	Cycle	Total	Cars	LGV	OGV1	OGV2	Buses	M/C	Cycle	Total	Cars	LGV	OGV1	OGV2	Buses	M/C	Cycle	Total	Time	Exit	Entry
07:00	5	1	0	0	1	0	0	7	8	1	0	0	0	1	0	10	3	0	0	0	-1	1	0	3	07:00	7	10
07:15	3	3	0	0	0	0	0	6	7	1	0	0	0	0	2	10	4	-2	0	0	0	0	2	4	07:15	6	10
07:30	6	1	1	1	0	0	0	9	11	2	1	0	0	0	0	14	5	1	0	-1	0	0	0	5	07:30	9	14
07:45	11	2	0	0	0	0	0	13	12	3	0	0	0	0	2	17	1	1	0	0	0	0	2	4	07:45	13	17
08:00	20	5	0	1	1	0	0	27	17	5	0	0	1	0	3	26	-3	0	0	-1	0	0	3	-1	08:00	27	26
08:15	20	0	1	1	1	0	1	24	18	0	1	1	1	0	1	22	-2	0	0	0	0	0	0	-2	08:15	24	22
08:30	14	1	0	0	0	1	1	17	20	3	0	0	0	0	0	23	6	2	0	0	0	-1	-1	6	08:30	17	23
08:45	22	7	1	0	0	0	0	30	15	5	0	0	0	0	1	21	-7	-2	-1	0	0	0	1	-9	08:45	30	21
09:00	15	4	0	0	0	0	1	20	9	3	0	0	0	0	1	13	-6	-1	0	0	0	0	0	-7	09:00	20	13
09:15	12	3	0	0	0	0	1	16	15	3	0	0	0	0	0	18	3	0	0	0	0	0	-1	2	09:15	16	18
09:30	10	1	0	1	0	0	0	12	5	2	0	1	0	0	1	9	-5	1	0	0	0	0	1	-3	09:30	12	9
09:45	9	2	0	0	0	0	1	12	9	1	0	0	0	0	0	10	0	-1	0	0	0	0	-1	-2	09:45	12	10
<b>Total</b>	<b>147</b>	<b>30</b>	<b>3</b>	<b>4</b>	<b>3</b>	<b>1</b>	<b>5</b>	<b>193</b>	<b>146</b>	<b>29</b>	<b>2</b>	<b>2</b>	<b>2</b>	<b>1</b>	<b>11</b>	<b>193</b>	<b>-1</b>	<b>-3</b>	<b>-1</b>	<b>-2</b>	<b>-1</b>	<b>0</b>	<b>6</b>				
																	<b>-1%</b>	<b>-3%</b>	<b>-33%</b>	<b>-50%</b>	<b>-33%</b>	<b>0%</b>	<b>120%</b>	<b>0%</b>			
16:00	22	3	0	0	1	1	0	27	14	2	0	0	1	1	0	18	-8	-1	0	0	0	0	0	-9	16:00	27	18
16:15	20	3	0	0	0	0	1	24	17	1	0	0	0	0	0	18	-3	-2	0	0	0	0	-1	-6	16:15	24	18
16:30	27	5	0	0	0	0	1	33	14	3	0	0	0	0	0	17	-13	-2	0	0	0	0	-1	-16	16:30	33	17
16:45	36	6	0	0	0	0	1	43	14	3	1	0	0	0	0	18	-22	-3	1	0	0	0	-1	-25	16:45	43	18
17:00	24	6	0	0	0	0	0	30	15	3	0	0	0	0	0	18	-9	-3	0	0	0	0	0	-12	17:00	30	18
17:15	32	6	0	0	0	0	0	38	14	4	0	0	0	0	0	18	-18	-2	0	0	0	0	0	-20	17:15	38	18
17:30	21	6	0	0	0	0	0	27	12	3	0	0	0	0	1	16	-9	-3	0	0	0	0	1	-11	17:30	27	16
17:45	40	2	0	0	0	0	0	42	18	2	0	0	0	0	0	20	-22	0	0	0	0	0	0	-22	17:45	42	20
18:00	27	1	0	0	0	0	0	28	17	0	0	0	0	0	0	17	-10	-1	0	0	0	0	0	-11	18:00	28	17
18:15	23	2	0	0	0	0	0	25	12	0	0	0	0	0	0	12	-11	-2	0	0	0	0	0	-13	18:15	25	12
18:30	27	2	0	0	0	0	0	29	15	1	0	0	0	1	1	18	-12	-1	0	0	0	1	1	-11	18:30	29	18
18:45	27	3	0	0	0	0	1	31	14	0	0	0	0	0	1	15	-13	-3	0	0	0	0	0	-16	18:45	31	15
<b>Total</b>	<b>326</b>	<b>45</b>	<b>0</b>	<b>0</b>	<b>1</b>	<b>1</b>	<b>4</b>	<b>377</b>	<b>176</b>	<b>22</b>	<b>1</b>	<b>0</b>	<b>1</b>	<b>2</b>	<b>3</b>	<b>205</b>	<b>-150</b>	<b>-23</b>	<b>1</b>	<b>0</b>	<b>0</b>	<b>1</b>	<b>-1</b>	<b>-172</b>			
																	<b>-46%</b>	<b>-51%</b>	<b>0%</b>	<b>0%</b>	<b>0%</b>	<b>100%</b>	<b>-25%</b>	<b>-46%</b>			

Please note: A positive value above indicates that there is a gain in vehicles between the sites

# Intelligent Data Collection Limited



Client: Mott McDonald  
 Project Number: ID06180  
 Site Comparison: Site 3 to 2  
 Date of Survey: 07.12.2021



**Additional Comments**  
 Residential areas between sites.

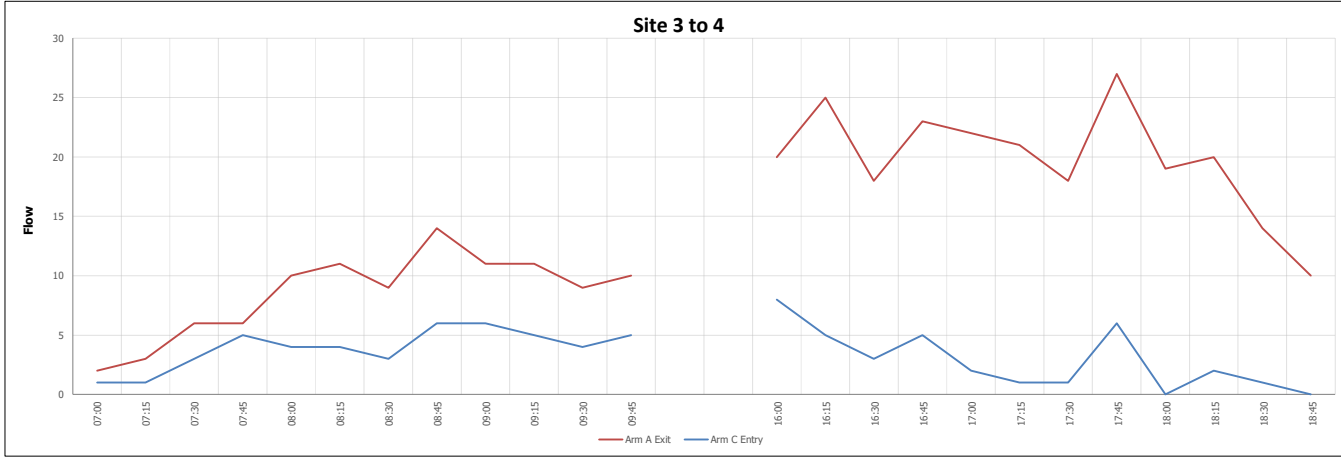
Time	Site 3								Site 2								Difference (Entry minus Exit)								Graph Data			
	Cars	LGV	OGV1	OGV2	Buses	M/C	Cycle	Total	Cars	LGV	OGV1	OGV2	Buses	M/C	Cycle	Total	Cars	LGV	OGV1	OGV2	Buses	M/C	Cycle	Total	Time	Exit	Entry	
07:00	5	4	0	0	0	0	0	9	14	6	0	0	1	0	0	22	9	2	0	0	1	0	0	13	07:00	9	22	
07:15	10	1	0	0	0	0	0	11	25	4	0	0	0	0	1	30	15	3	0	0	0	0	1	19	07:15	11	30	
07:30	11	4	0	0	0	0	0	15	42	6	0	0	0	0	1	49	31	2	0	0	0	0	1	34	07:30	15	49	
07:45	16	1	0	0	0	1	0	18	44	3	0	0	0	1	0	48	28	2	0	0	0	0	0	30	07:45	18	48	
08:00	15	2	0	0	1	0	1	19	32	6	0	1	2	1	1	43	17	4	0	1	1	1	0	24	08:00	19	43	
08:15	15	3	0	0	1	0	1	20	24	4	0	1	1	0	2	32	9	1	0	1	0	0	1	12	08:15	20	32	
08:30	22	1	0	0	0	0	0	23	50	2	0	0	0	0	2	54	28	1	0	0	0	0	2	31	08:30	23	54	
08:45	26	5	0	0	0	0	0	31	42	4	0	0	0	0	1	47	16	-1	0	0	0	0	1	16	08:45	31	47	
09:00	9	3	0	2	0	0	2	16	19	2	1	2	0	0	1	25	10	-1	1	0	0	0	-1	9	09:00	16	25	
09:15	15	4	0	0	0	0	1	20	25	5	0	0	0	0	2	32	10	1	0	0	0	0	1	12	09:15	20	32	
09:30	7	4	0	0	0	0	0	11	18	3	0	1	0	0	1	23	11	-1	0	1	0	0	1	12	09:30	11	23	
09:45	6	2	0	0	0	0	0	8	15	2	0	0	0	0	0	17	9	0	0	0	0	0	0	9	09:45	8	17	
<b>Total</b>	<b>157</b>	<b>34</b>	<b>0</b>	<b>2</b>	<b>2</b>	<b>1</b>	<b>5</b>	<b>201</b>	<b>350</b>	<b>47</b>	<b>1</b>	<b>5</b>	<b>4</b>	<b>2</b>	<b>13</b>	<b>422</b>	<b>193</b>	<b>13</b>	<b>1</b>	<b>3</b>	<b>2</b>	<b>1</b>	<b>8</b>	<b>221</b>				
																	<b>123%</b>	<b>38%</b>	<b>0%</b>	<b>150%</b>	<b>100%</b>	<b>100%</b>	<b>160%</b>	<b>110%</b>				
16:00	14	1	0	0	0	0	0	15	20	3	0	0	0	0	0	23	6	2	0	0	0	0	0	8	16:00	15	23	
16:15	25	3	0	0	0	0	1	29	19	6	0	0	0	0	0	25	-6	3	0	0	0	0	-1	-4	16:15	29	25	
16:30	14	5	0	0	0	0	2	21	26	7	0	0	0	0	0	33	12	2	0	0	0	0	-2	12	16:30	21	33	
16:45	18	6	0	0	0	0	1	25	17	4	0	0	0	0	2	23	-1	-2	0	0	0	0	1	-2	16:45	25	23	
17:00	18	3	0	0	0	0	0	21	25	3	0	0	0	0	0	28	7	0	0	0	0	0	0	7	17:00	21	28	
17:15	30	5	0	0	0	0	1	36	24	5	0	0	0	0	1	30	-6	0	0	0	0	0	0	-6	17:15	36	30	
17:30	21	2	0	0	0	0	2	25	31	4	0	0	0	0	0	35	10	2	0	0	0	0	-2	10	17:30	25	35	
17:45	22	0	0	0	0	0	2	24	19	1	0	0	0	0	1	21	-3	1	0	0	0	0	-1	-3	17:45	24	21	
18:00	9	1	0	0	0	0	0	10	25	4	0	0	0	0	2	31	16	3	0	0	0	0	2	21	18:00	10	31	
18:15	12	0	0	0	0	0	0	12	16	1	0	0	0	0	1	18	4	1	0	0	0	0	1	6	18:15	12	18	
18:30	19	0	0	0	0	1	1	21	22	0	0	0	0	0	0	22	3	0	0	0	0	-1	-1	1	18:30	21	22	
18:45	11	1	0	0	0	0	1	13	20	3	0	0	0	0	0	23	9	2	0	0	0	0	-1	10	18:45	13	23	
<b>Total</b>	<b>213</b>	<b>27</b>	<b>0</b>	<b>0</b>	<b>0</b>	<b>1</b>	<b>11</b>	<b>252</b>	<b>264</b>	<b>41</b>	<b>0</b>	<b>0</b>	<b>0</b>	<b>0</b>	<b>7</b>	<b>312</b>	<b>51</b>	<b>14</b>	<b>0</b>	<b>0</b>	<b>0</b>	<b>-1</b>	<b>-4</b>	<b>60</b>				
																	<b>24%</b>	<b>52%</b>	<b>0%</b>	<b>0%</b>	<b>0%</b>	<b>0%</b>	<b>-100%</b>	<b>-36%</b>	<b>24%</b>			

Please note: A positive value above indicates that there is a gain in vehicles between the sites

# Intelligent Data Collection Limited



Client: Mott McDonald  
 Project Number: ID06180  
 Site Comparison: Site 3 to 4  
 Date of Survey: 07.12.2021



**Additional Comments**  
 Residential areas between sites.

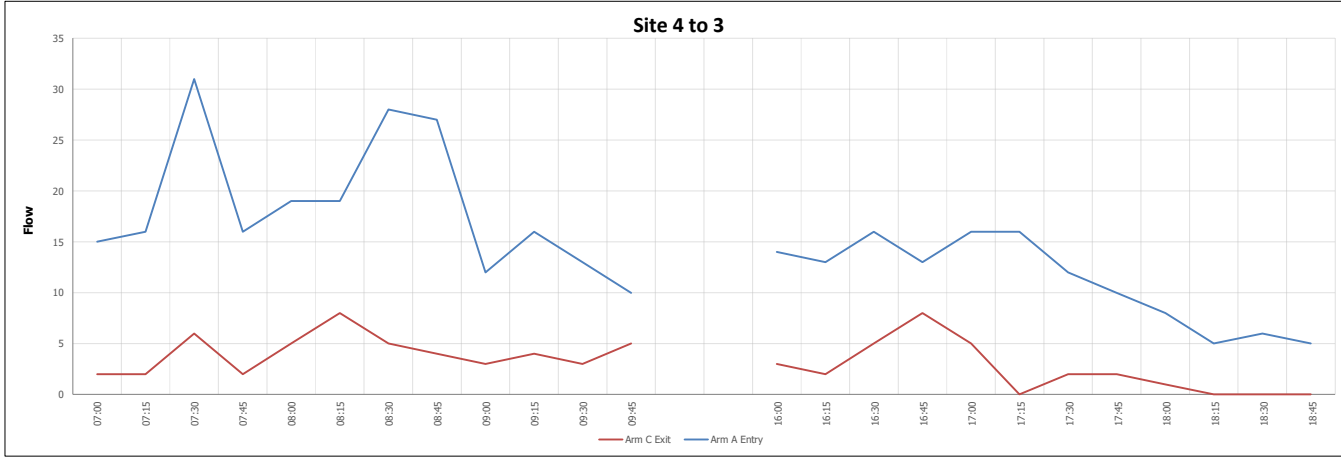
Time	Site 3								Site 4								Difference (Entry minus Exit)								Graph Data			
	Cars	LGV	OGV1	OGV2	Buses	M/C	Cycle	Total	Cars	LGV	OGV1	OGV2	Buses	M/C	Cycle	Total	Cars	LGV	OGV1	OGV2	Buses	M/C	Cycle	Total	Time	Exit	Entry	
07:00	2	0	0	0	0	0	0	2	0	0	0	0	0	0	1	1	-2	0	0	0	0	0	0	1	-1	07:00	2	1
07:15	2	1	0	0	0	0	0	3	1	0	0	0	0	0	0	1	-1	-1	0	0	0	0	0	0	-2	07:15	3	1
07:30	2	3	1	0	0	0	0	6	2	1	0	0	0	0	0	3	0	-2	-1	0	0	0	0	0	-3	07:30	6	3
07:45	5	1	0	0	0	0	0	6	3	2	0	0	0	0	0	5	-2	1	0	0	0	0	0	0	-1	07:45	6	5
08:00	7	3	0	0	0	0	0	10	3	1	0	0	0	0	0	4	-4	-2	0	0	0	0	0	0	-6	08:00	10	4
08:15	5	3	1	1	0	0	1	11	0	2	0	1	0	0	1	4	-5	-1	-1	0	0	0	0	0	-7	08:15	11	4
08:30	6	3	0	0	0	0	0	9	1	1	0	0	0	0	1	3	-5	-2	0	0	0	0	1	-6	08:30	9	3	
08:45	11	3	0	0	0	0	0	14	4	2	0	0	0	0	0	6	-7	-1	0	0	0	0	0	-8	08:45	14	6	
09:00	8	2	0	0	0	0	1	11	4	2	0	0	0	0	0	6	-4	0	0	0	0	0	-1	-5	09:00	11	6	
09:15	8	2	0	1	0	0	0	11	2	2	0	1	0	0	0	5	-6	0	0	0	0	0	0	-6	09:15	11	5	
09:30	5	3	0	1	0	0	0	9	1	2	0	1	0	0	0	4	-4	-1	0	0	0	0	0	-5	09:30	9	4	
09:45	8	2	0	0	0	0	0	10	2	3	0	0	0	0	0	5	-6	1	0	0	0	0	0	-5	09:45	10	5	
<b>Total</b>	<b>69</b>	<b>26</b>	<b>2</b>	<b>3</b>	<b>0</b>	<b>0</b>	<b>2</b>	<b>102</b>	<b>23</b>	<b>18</b>	<b>0</b>	<b>3</b>	<b>0</b>	<b>0</b>	<b>3</b>	<b>47</b>	<b>-46</b>	<b>-8</b>	<b>-2</b>	<b>0</b>	<b>0</b>	<b>0</b>	<b>1</b>	<b>-55</b>				
																	<b>-67%</b>	<b>-31%</b>	<b>-100%</b>	<b>0%</b>	<b>0%</b>	<b>0%</b>	<b>50%</b>	<b>-54%</b>				
16:00	15	2	0	0	0	1	2	20	4	2	0	0	0	1	1	8	-11	0	0	0	0	0	-1	-12	16:00	20	8	
16:15	21	3	1	0	0	0	0	25	3	1	1	0	0	0	0	5	-18	-2	0	0	0	0	0	-20	16:15	25	5	
16:30	13	4	0	0	0	0	1	18	3	0	0	0	0	0	0	3	-10	-4	0	0	0	0	-1	-15	16:30	18	3	
16:45	18	5	0	0	0	0	0	23	3	2	0	0	0	0	0	5	-15	-3	0	0	0	0	0	-18	16:45	23	5	
17:00	18	4	0	0	0	0	0	22	2	0	0	0	0	0	0	2	-16	-4	0	0	0	0	0	-20	17:00	22	2	
17:15	18	2	0	0	0	0	1	21	0	1	0	0	0	0	0	1	-18	-1	0	0	0	0	-1	-20	17:15	21	1	
17:30	15	2	0	0	0	1	0	18	0	1	0	0	0	0	0	1	-15	-1	0	0	0	-1	0	-17	17:30	18	1	
17:45	23	3	0	0	0	0	1	27	4	2	0	0	0	0	0	6	-19	-1	0	0	0	0	-1	-21	17:45	27	6	
18:00	17	2	0	0	0	0	0	19	0	0	0	0	0	0	0	0	-17	-2	0	0	0	0	0	-19	18:00	19	0	
18:15	19	0	0	0	0	0	1	20	2	0	0	0	0	0	0	2	-17	0	0	0	0	0	-1	-18	18:15	20	2	
18:30	14	0	0	0	0	0	0	14	1	0	0	0	0	0	0	1	-13	0	0	0	0	0	0	-13	18:30	14	1	
18:45	9	0	0	0	0	0	1	10	0	0	0	0	0	0	0	0	-9	0	0	0	0	0	-1	-10	18:45	10	0	
<b>Total</b>	<b>200</b>	<b>27</b>	<b>1</b>	<b>0</b>	<b>0</b>	<b>2</b>	<b>7</b>	<b>237</b>	<b>22</b>	<b>9</b>	<b>1</b>	<b>0</b>	<b>0</b>	<b>1</b>	<b>1</b>	<b>34</b>	<b>-178</b>	<b>-18</b>	<b>0</b>	<b>0</b>	<b>0</b>	<b>-1</b>	<b>-6</b>	<b>-203</b>				
																	<b>-89%</b>	<b>-67%</b>	<b>0%</b>	<b>0%</b>	<b>0%</b>	<b>-50%</b>	<b>-86%</b>	<b>-86%</b>				

Please note: A positive value above indicates that there is a gain in vehicles between the sites

# Intelligent Data Collection Limited



Client: Mott McDonald  
 Project Number: ID06180  
 Site Comparison: Site 4 to 3  
 Date of Survey: 07.12.2021



**Additional Comments**  
 Residential areas between sites.

Time	Site 4								Site 3								Difference (Entry minus Exit)								Graph Data		
	Cars	LGV	OGV1	OGV2	Buses	M/C	Cycle	Total	Cars	LGV	OGV1	OGV2	Buses	M/C	Cycle	Total	Cars	LGV	OGV1	OGV2	Buses	M/C	Cycle	Total	Time	Exit	Entry
07:00	1	1	0	0	0	0	0	2	10	5	0	0	0	0	0	15	9	4	0	0	0	0	0	13	07:00	2	15
07:15	2	0	0	0	0	0	0	2	14	2	0	0	0	0	0	16	12	2	0	0	0	0	0	14	07:15	2	16
07:30	6	0	0	0	0	0	0	6	26	5	0	0	0	0	0	31	20	5	0	0	0	0	0	25	07:30	6	31
07:45	0	1	0	0	0	1	0	2	13	2	0	0	0	1	0	16	13	1	0	0	0	0	0	14	07:45	2	16
08:00	5	0	0	0	0	0	0	5	18	1	0	0	0	0	0	19	13	1	0	0	0	0	0	14	08:00	5	19
08:15	6	1	0	0	0	0	1	8	12	2	0	0	0	0	5	19	6	1	0	0	0	0	4	11	08:15	8	19
08:30	5	0	0	0	0	0	0	5	26	2	0	0	0	0	0	28	21	2	0	0	0	0	0	23	08:30	5	28
08:45	3	1	0	0	0	0	0	4	24	3	0	0	0	0	0	27	21	2	0	0	0	0	0	23	08:45	4	27
09:00	0	0	0	2	0	0	1	3	6	2	0	2	0	0	2	12	6	2	0	0	0	0	1	9	09:00	3	12
09:15	2	1	0	0	0	0	1	4	12	2	0	0	0	0	2	16	10	1	0	0	0	0	1	12	09:15	4	16
09:30	2	1	0	0	0	0	0	3	10	3	0	0	0	0	0	13	8	2	0	0	0	0	0	10	09:30	3	13
09:45	2	3	0	0	0	0	0	5	7	3	0	0	0	0	0	10	5	0	0	0	0	0	0	5	09:45	5	10
<b>Total</b>	<b>34</b>	<b>9</b>	<b>0</b>	<b>2</b>	<b>0</b>	<b>1</b>	<b>3</b>	<b>49</b>	<b>178</b>	<b>32</b>	<b>0</b>	<b>2</b>	<b>0</b>	<b>1</b>	<b>9</b>	<b>222</b>	<b>144</b>	<b>23</b>	<b>0</b>	<b>0</b>	<b>0</b>	<b>0</b>	<b>6</b>	<b>173</b>			
																	<b>424%</b>	<b>256%</b>	<b>0%</b>	<b>0%</b>	<b>0%</b>	<b>0%</b>	<b>200%</b>	<b>353%</b>			
16:00	2	0	0	0	0	0	1	3	12	1	0	0	0	0	1	14	10	1	0	0	0	0	0	11	16:00	3	14
16:15	0	2	0	0	0	0	0	2	9	4	0	0	0	0	0	13	9	2	0	0	0	0	0	11	16:15	2	13
16:30	4	1	0	0	0	0	0	5	13	3	0	0	0	0	0	16	9	2	0	0	0	0	0	11	16:30	5	16
16:45	6	2	0	0	0	0	0	8	10	3	0	0	0	0	0	13	4	1	0	0	0	0	0	5	16:45	8	13
17:00	4	1	0	0	0	0	0	5	13	3	0	0	0	0	0	16	9	2	0	0	0	0	0	11	17:00	5	16
17:15	0	0	0	0	0	0	0	0	13	3	0	0	0	0	0	16	13	3	0	0	0	0	0	16	17:15	0	16
17:30	2	0	0	0	0	0	0	2	10	1	0	0	0	0	1	12	8	1	0	0	0	0	1	10	17:30	2	12
17:45	1	0	0	0	0	0	1	2	9	0	0	0	0	0	1	10	8	0	0	0	0	0	0	8	17:45	2	10
18:00	0	1	0	0	0	0	0	1	6	2	0	0	0	0	0	8	6	1	0	0	0	0	0	7	18:00	1	8
18:15	0	0	0	0	0	0	0	0	4	0	0	0	0	0	1	5	4	0	0	0	0	0	1	5	18:15	0	5
18:30	0	0	0	0	0	0	0	0	6	0	0	0	0	0	0	6	6	0	0	0	0	0	0	6	18:30	0	6
18:45	0	0	0	0	0	0	0	0	3	2	0	0	0	0	0	5	3	2	0	0	0	0	0	5	18:45	0	5
<b>Total</b>	<b>19</b>	<b>7</b>	<b>0</b>	<b>0</b>	<b>0</b>	<b>0</b>	<b>2</b>	<b>28</b>	<b>108</b>	<b>22</b>	<b>0</b>	<b>0</b>	<b>0</b>	<b>0</b>	<b>4</b>	<b>134</b>	<b>89</b>	<b>15</b>	<b>0</b>	<b>0</b>	<b>0</b>	<b>0</b>	<b>2</b>	<b>106</b>			
																	<b>468%</b>	<b>214%</b>	<b>0%</b>	<b>0%</b>	<b>0%</b>	<b>0%</b>	<b>100%</b>	<b>379%</b>			

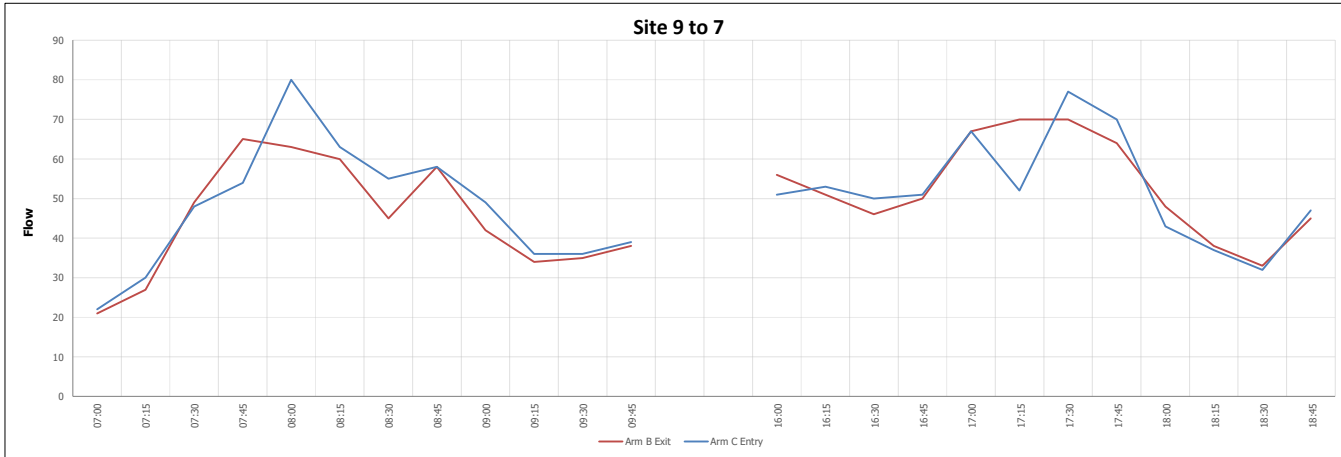
Please note: A positive value above indicates that there is a gain in vehicles between the sites



# Intelligent Data Collection Limited



Client: Mott McDonald  
 Project Number: ID06180  
 Site Comparison: Site 9 to 7  
 Date of Survey: 07.12.2021



**Additional Comments**  
 Residential area between sites.

Time	Site 9								Site 7								Difference (Entry minus Exit)								Graph Data		
	Cars	LGV	OGV1	OGV2	Buses	M/C	Cycle	Total	Cars	LGV	OGV1	OGV2	Buses	M/C	Cycle	Total	Cars	LGV	OGV1	OGV2	Buses	M/C	Cycle	Total	Time	Exit	Entry
07:00	16	5	0	0	0	0	0	21	15	6	0	0	0	0	0	22	-1	1	0	0	0	0	0	1	1	21	22
07:15	19	7	0	0	0	1	0	27	21	7	0	0	0	1	1	30	2	0	0	0	0	0	0	1	3	27	30
07:30	37	11	0	0	0	1	0	49	38	9	0	0	0	1	0	48	1	-2	0	0	0	0	0	0	-1	49	48
07:45	51	11	1	0	2	0	0	65	44	8	1	0	1	0	0	54	-7	-3	0	0	-1	0	0	0	-11	65	54
08:00	52	8	2	0	1	0	0	63	64	12	2	0	2	0	0	80	12	4	0	0	1	0	0	0	17	63	80
08:15	45	12	2	0	0	1	0	60	47	11	2	0	0	1	2	63	2	-1	0	0	0	0	2	3	60	63	
08:30	40	4	0	0	1	0	0	45	42	7	0	0	1	0	5	55	2	3	0	0	0	0	5	10	45	55	
08:45	48	8	1	0	0	0	1	58	47	8	1	0	0	0	2	58	-1	0	0	0	0	0	1	0	58	58	
09:00	31	10	0	1	0	0	0	42	36	11	0	1	0	0	1	49	5	1	0	0	0	0	1	7	42	49	
09:15	26	8	0	0	0	0	0	34	27	9	0	0	0	0	0	36	1	1	0	0	0	0	0	0	2	34	36
09:30	24	9	1	1	0	0	0	35	25	8	1	1	0	0	1	36	1	-1	0	0	0	0	1	1	1	35	36
09:45	32	5	0	0	1	0	0	38	33	5	0	0	1	0	0	39	1	0	0	0	0	0	0	0	1	39	38
<b>Total</b>	<b>421</b>	<b>98</b>	<b>7</b>	<b>2</b>	<b>5</b>	<b>3</b>	<b>1</b>	<b>537</b>	<b>439</b>	<b>101</b>	<b>7</b>	<b>2</b>	<b>5</b>	<b>3</b>	<b>13</b>	<b>570</b>	<b>18</b>	<b>3</b>	<b>0</b>	<b>0</b>	<b>0</b>	<b>0</b>	<b>0</b>	<b>12</b>	<b>33</b>		
																	<b>4%</b>	<b>3%</b>	<b>0%</b>	<b>0%</b>	<b>0%</b>	<b>0%</b>	<b>0%</b>	<b>1200%</b>	<b>6%</b>		
16:00	45	9	1	0	1	0	0	56	42	7	1	0	1	0	0	51	-3	-2	0	0	0	0	0	0	-5	56	51
16:15	39	9	1	0	2	0	0	51	43	6	1	0	0	0	3	53	4	-3	0	0	-2	0	3	2	51	53	
16:30	41	5	0	0	0	0	0	46	40	7	0	0	2	0	1	50	-1	2	0	0	2	0	1	4	46	50	
16:45	43	6	0	0	1	0	0	50	42	5	0	0	1	0	3	51	-1	-1	0	0	0	0	3	1	50	51	
17:00	59	8	0	0	0	0	0	67	58	8	0	0	0	0	1	67	-1	0	0	0	0	0	1	0	67	67	
17:15	54	14	0	0	1	1	0	70	43	7	0	0	1	1	0	52	-11	-7	0	0	0	0	0	0	-18	70	52
17:30	63	6	0	0	0	1	0	70	64	10	0	0	0	0	3	77	1	4	0	0	0	-1	3	7	70	77	
17:45	59	5	0	0	0	0	0	64	59	9	0	0	0	0	2	70	0	4	0	0	0	0	2	6	64	70	
18:00	44	3	0	0	1	0	0	48	38	3	0	0	1	0	1	43	-6	0	0	0	0	0	1	-5	48	43	
18:15	37	1	0	0	0	0	0	38	36	0	0	0	0	0	1	37	-1	-1	0	0	0	0	1	-1	38	37	
18:30	31	1	0	0	1	0	0	33	29	1	0	1	0	1	32	-2	0	0	0	0	0	1	1	-1	33	32	
18:45	41	1	0	0	1	2	0	45	43	2	0	0	1	1	0	47	2	1	0	0	0	-1	0	2	45	47	
<b>Total</b>	<b>556</b>	<b>68</b>	<b>2</b>	<b>0</b>	<b>8</b>	<b>4</b>	<b>0</b>	<b>638</b>	<b>537</b>	<b>65</b>	<b>2</b>	<b>0</b>	<b>8</b>	<b>2</b>	<b>16</b>	<b>470</b>	<b>-19</b>	<b>-3</b>	<b>0</b>	<b>0</b>	<b>0</b>	<b>-2</b>	<b>16</b>	<b>-8</b>			
																	<b>-3%</b>	<b>-4%</b>	<b>0%</b>	<b>0%</b>	<b>0%</b>	<b>0%</b>	<b>-50%</b>	<b>0%</b>	<b>-1%</b>		

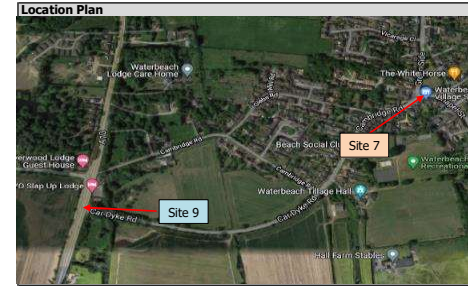
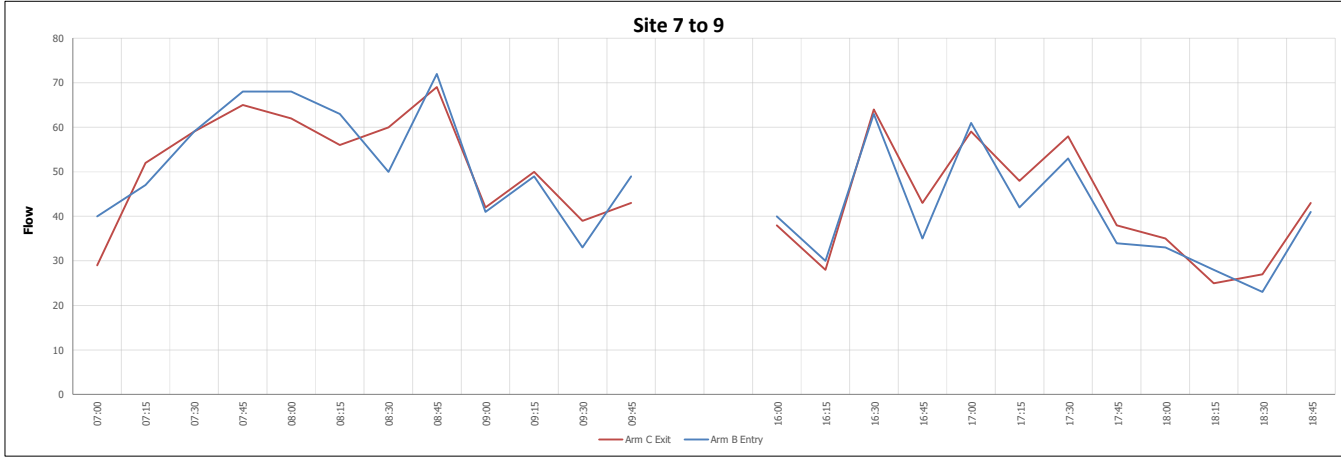
Please note: A positive value above indicates that there is a gain in vehicles between the sites



# Intelligent Data Collection Limited



Client: Mott McDonald  
 Project Number: ID06180  
 Site Comparison: Site 7 to 9  
 Date of Survey: 07.12.2021



**Additional Comments**  
 Residential area between sites.

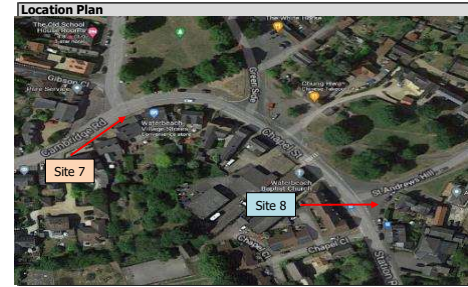
Time	Site 7								Site 9								Difference (Entry minus Exit)								Graph Data			
	Cars	LGV	OGV1	OGV2	Buses	M/C	Cycle	Total	Cars	LGV	OGV1	OGV2	Buses	M/C	Cycle	Total	Cars	LGV	OGV1	OGV2	Buses	M/C	Cycle	Total	Time	Exit	Entry	
07:00	22	7	0	0	0	0	0	29	32	7	0	0	0	1	0	0	40	10	0	0	0	0	1	0	11	07:00	29	40
07:15	43	7	0	0	1	0	1	52	39	7	0	0	1	0	0	0	47	-4	0	0	0	0	0	-1	-5	07:15	52	47
07:30	51	8	0	0	0	0	0	59	50	9	0	0	0	0	0	0	59	-1	1	0	0	0	0	0	0	07:30	59	59
07:45	51	11	0	0	1	0	2	65	53	14	0	0	1	0	0	0	68	2	3	0	0	0	0	-2	3	07:45	65	68
08:00	50	6	0	0	2	1	3	62	63	3	0	0	1	1	0	0	68	13	-3	0	0	-1	0	-3	6	08:00	62	68
08:15	36	11	0	0	2	1	6	56	47	10	0	0	3	1	2	63	11	-1	0	0	1	0	-4	7	08:15	56	63	
08:30	53	6	0	0	0	0	1	60	42	7	0	0	0	0	1	50	-11	1	0	0	0	0	0	-10	08:30	60	50	
08:45	52	6	0	1	1	0	9	69	59	9	0	1	1	1	1	72	7	3	0	0	0	1	-8	3	08:45	69	72	
09:00	32	5	0	0	0	0	5	42	37	3	0	0	0	0	1	41	5	-2	0	0	0	0	-4	-1	09:00	42	41	
09:15	40	7	2	0	0	0	1	50	38	9	2	0	0	0	0	49	-2	2	0	0	0	0	-1	-1	09:15	50	49	
09:30	31	6	0	1	0	0	1	39	26	6	0	1	0	0	0	33	-5	0	0	0	0	0	-1	-6	09:30	39	33	
09:45	32	10	0	0	1	0	0	43	38	10	0	0	1	0	0	49	6	0	0	0	0	0	0	6	09:45	43	49	
<b>Total</b>	<b>493</b>	<b>90</b>	<b>2</b>	<b>2</b>	<b>8</b>	<b>2</b>	<b>29</b>	<b>626</b>	<b>524</b>	<b>94</b>	<b>2</b>	<b>2</b>	<b>8</b>	<b>4</b>	<b>5</b>	<b>639</b>	<b>31</b>	<b>4</b>	<b>0</b>	<b>0</b>	<b>0</b>	<b>2</b>	<b>-24</b>	<b>13</b>				
																		<b>6%</b>	<b>4%</b>	<b>0%</b>	<b>0%</b>	<b>0%</b>	<b>100%</b>	<b>-83%</b>	<b>2%</b>			
16:00	34	3	0	0	1	0	0	38	35	4	0	0	0	0	1	40	1	1	0	0	-1	0	1	2	16:00	38	40	
16:15	23	5	0	0	0	0	0	28	22	7	0	0	1	0	0	30	-1	2	0	0	1	0	0	2	16:15	28	30	
16:30	50	11	0	0	1	0	2	64	50	12	0	0	1	0	0	63	0	1	0	0	0	0	-2	-1	16:30	64	63	
16:45	37	5	0	0	0	0	1	43	30	4	0	0	0	1	0	35	-7	-1	0	0	0	0	0	-8	16:45	43	35	
17:00	53	4	0	1	1	0	0	59	53	6	0	1	1	0	0	61	0	2	0	0	0	0	0	2	17:00	59	61	
17:15	35	11	0	0	0	0	2	48	34	8	0	0	0	0	0	42	-1	-3	0	0	0	0	-2	-6	17:15	48	42	
17:30	49	9	0	0	0	0	0	58	44	9	0	0	0	0	0	53	-5	0	0	0	0	0	0	-5	17:30	58	53	
17:45	33	2	0	0	1	0	2	38	29	3	0	0	1	0	1	34	-4	1	0	0	0	0	-1	-4	17:45	38	34	
18:00	30	5	0	0	0	0	0	35	27	5	0	0	0	0	1	33	-3	0	0	0	0	0	1	-2	18:00	35	33	
18:15	21	2	0	0	0	0	2	25	25	2	0	0	0	0	1	28	4	0	0	0	0	0	-1	3	18:15	25	28	
18:30	23	2	0	0	0	0	2	27	23	0	0	0	0	0	0	23	0	-2	0	0	0	0	-2	-4	18:30	27	23	
18:45	36	6	0	0	1	0	0	43	37	3	0	0	1	0	0	41	1	-3	0	0	0	0	0	-2	18:45	43	41	
<b>Total</b>	<b>424</b>	<b>65</b>	<b>0</b>	<b>1</b>	<b>5</b>	<b>1</b>	<b>10</b>	<b>506</b>	<b>409</b>	<b>63</b>	<b>0</b>	<b>1</b>	<b>5</b>	<b>1</b>	<b>4</b>	<b>483</b>	<b>-15</b>	<b>-2</b>	<b>0</b>	<b>0</b>	<b>0</b>	<b>0</b>	<b>-6</b>	<b>-23</b>				
																		<b>-4%</b>	<b>-3%</b>	<b>0%</b>	<b>0%</b>	<b>0%</b>	<b>0%</b>	<b>-60%</b>	<b>-5%</b>			

Please note: A positive value above indicates that there is a gain in vehicles between the sites

# Intelligent Data Collection Limited



Client: Mott McDonald  
 Project Number: ID06180  
 Site Comparison: Site 7 to 8  
 Date of Survey: 07.12.2021



**Additional Comments**  
 Side road with through access and access road between sites.

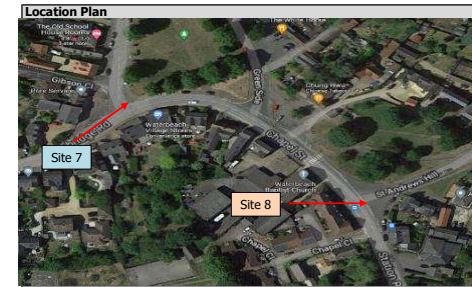
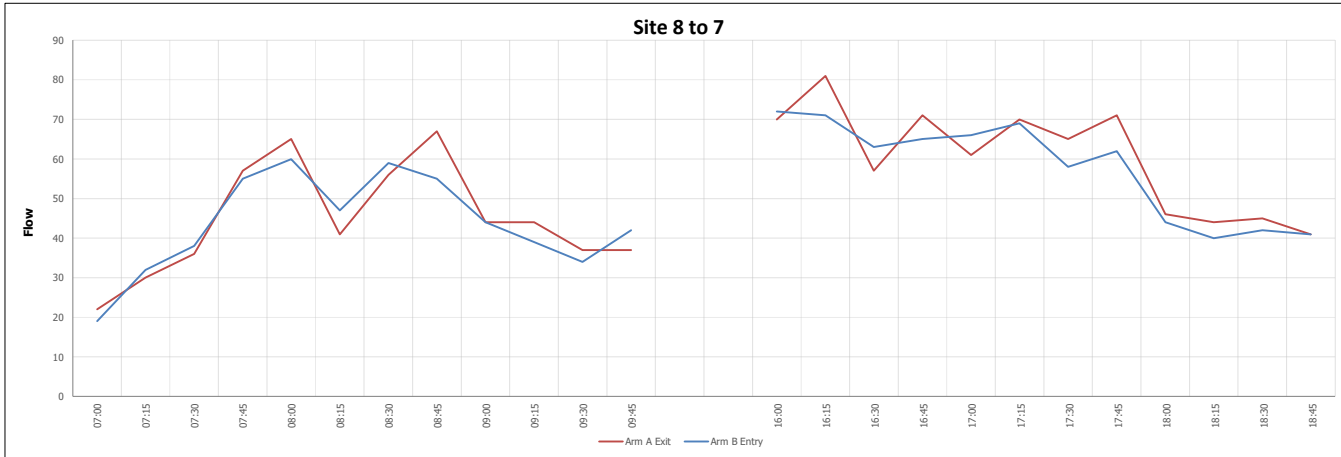
Time	Site 7								Site 8								Difference (Entry minus Exit)							Graph Data			
	Cars	LGV	OGV1	OGV2	Buses	M/C	Cycle	Total	Cars	LGV	OGV1	OGV2	Buses	M/C	Cycle	Total	Cars	LGV	OGV1	OGV2	Buses	M/C	Cycle	Total	Time	Exit	Entry
07:00	14	5	0	0	0	0	1	20	41	9	0	0	0	0	0	50	27	4	0	0	0	0	-1	30	07:00	20	50
07:15	13	5	0	0	0	1	0	20	61	12	0	0	0	1	0	76	48	7	0	0	0	0	1	56	07:15	20	76
07:30	19	5	0	0	0	0	0	24	52	10	0	0	0	0	1	63	33	5	0	0	0	1	0	39	07:30	24	63
07:45	18	8	0	0	0	0	0	26	44	11	0	0	0	0	0	57	26	3	0	0	0	0	2	31	07:45	26	57
08:00	15	2	2	0	2	0	0	21	48	7	1	0	2	0	0	58	33	5	-1	0	0	0	0	37	08:00	21	58
08:15	32	7	0	0	0	0	2	41	54	12	0	0	0	0	2	68	22	5	0	0	0	0	0	27	08:15	41	68
08:30	26	6	0	0	0	0	1	33	50	13	1	0	0	0	2	66	24	7	1	0	0	0	1	33	08:30	33	66
08:45	16	3	0	0	0	0	1	20	37	6	0	0	0	0	2	45	21	3	0	0	0	0	1	25	08:45	20	45
09:00	19	7	0	0	0	0	0	26	40	11	1	0	0	0	1	53	21	4	1	0	0	0	1	27	09:00	26	53
09:15	16	6	1	0	0	0	0	23	40	7	1	1	0	0	1	50	24	1	0	1	0	0	1	27	09:15	23	50
09:30	19	6	1	0	0	0	1	27	54	11	1	0	0	0	1	67	35	5	0	0	0	1	-1	40	09:30	27	67
09:45	23	1	0	0	1	0	0	25	40	4	0	0	1	0	2	47	17	3	0	0	0	0	2	22	09:45	25	47
<b>Total</b>	<b>230</b>	<b>61</b>	<b>4</b>	<b>0</b>	<b>4</b>	<b>0</b>	<b>7</b>	<b>306</b>	<b>561</b>	<b>113</b>	<b>5</b>	<b>1</b>	<b>4</b>	<b>2</b>	<b>14</b>	<b>700</b>	<b>331</b>	<b>52</b>	<b>1</b>	<b>1</b>	<b>0</b>	<b>2</b>	<b>7</b>	<b>394</b>			
																	<b>144%</b>	<b>85%</b>	<b>25%</b>	<b>0%</b>	<b>0%</b>	<b>0%</b>	<b>100%</b>	<b>129%</b>			
16:00	23	5	0	0	0	0	0	28	46	8	0	0	0	0	7	61	23	3	0	0	0	0	7	33	16:00	28	61
16:15	29	3	2	0	0	0	1	35	42	4	1	0	0	0	3	50	13	1	-1	0	0	0	2	15	16:15	35	50
16:30	27	5	0	0	1	0	0	33	44	8	0	0	1	1	1	55	17	3	0	0	0	1	1	22	16:30	33	55
16:45	32	3	0	0	0	0	2	37	48	5	0	0	0	1	1	55	16	2	0	0	0	1	-1	18	16:45	37	55
17:00	31	4	0	0	0	1	1	37	49	3	0	0	0	1	1	54	18	-1	0	0	0	0	0	17	17:00	37	54
17:15	20	4	0	0	0	0	0	24	45	5	0	0	0	0	2	52	25	1	0	0	0	0	2	28	17:15	24	52
17:30	47	5	0	0	0	0	2	54	68	5	0	0	0	1	4	78	21	0	0	0	0	1	2	24	17:30	54	78
17:45	38	2	0	0	0	0	1	41	59	2	0	0	0	1	1	63	21	0	0	0	0	1	0	22	17:45	41	63
18:00	27	2	0	0	0	0	1	30	44	4	0	0	0	0	3	51	17	2	0	0	0	0	2	21	18:00	30	51
18:15	19	0	0	0	0	0	1	20	33	2	0	0	0	1	0	36	14	2	0	0	0	1	-1	16	18:15	20	36
18:30	19	2	0	0	0	0	1	22	29	1	0	0	0	1	3	34	10	-1	0	0	0	1	2	12	18:30	22	34
18:45	22	2	0	0	0	1	0	25	25	2	0	0	0	1	0	28	3	0	0	0	0	0	0	3	18:45	25	28
<b>Total</b>	<b>334</b>	<b>37</b>	<b>2</b>	<b>0</b>	<b>1</b>	<b>2</b>	<b>10</b>	<b>386</b>	<b>532</b>	<b>49</b>	<b>1</b>	<b>0</b>	<b>1</b>	<b>8</b>	<b>26</b>	<b>617</b>	<b>198</b>	<b>12</b>	<b>-1</b>	<b>0</b>	<b>0</b>	<b>6</b>	<b>16</b>	<b>231</b>			
																	<b>59%</b>	<b>32%</b>	<b>-50%</b>	<b>0%</b>	<b>0%</b>	<b>300%</b>	<b>160%</b>	<b>60%</b>			

Please note: A positive value above indicates that there is a gain in vehicles between the sites

# Intelligent Data Collection Limited



Client: Mott McDonald  
 Project Number: ID06180  
 Site Comparison: Site 8 to 7  
 Date of Survey: 07.12.2021



**Additional Comments**  
 Side road with through access and access road between sites.

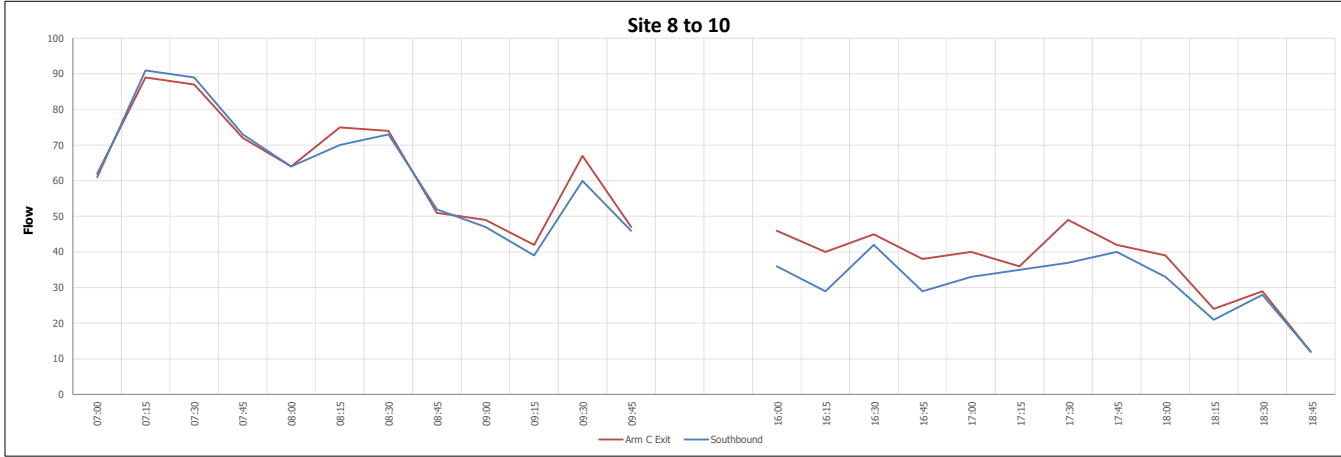
Time	Site 8								Site 7								Difference (Entry minus Exit)								Graph Data			
	Cars	LGV	OGV1	OGV2	Buses	M/C	Cycle	Total	Cars	LGV	OGV1	OGV2	Buses	M/C	Cycle	Total	Cars	LGV	OGV1	OGV2	Buses	M/C	Cycle	Total	Time	Exit	Entry	
07:00	14	8	0	0	0	0	0	22	14	5	0	0	0	0	0	19	0	-3	0	0	0	0	0	0	-3	07:00	22	19
07:15	25	2	1	0	0	0	2	30	25	6	0	0	0	0	1	32	0	4	-1	0	0	0	-1	2	07:15	30	32	
07:30	28	7	0	0	0	1	0	36	32	4	1	0	0	1	0	38	4	-3	1	0	0	0	0	2	07:30	36	38	
07:45	42	10	0	0	0	0	5	57	43	10	0	0	0	0	2	55	1	0	0	0	0	0	-3	-2	07:45	57	55	
08:00	53	6	0	0	1	1	4	65	47	7	0	0	1	1	4	60	-6	1	0	0	0	0	0	0	-5	08:00	65	60
08:15	31	5	1	0	0	0	4	41	37	5	0	0	0	0	5	47	6	0	-1	0	0	0	1	6	08:15	41	47	
08:30	46	8	0	0	0	0	2	56	48	9	1	0	0	0	1	59	2	1	1	0	0	0	-1	3	08:30	56	59	
08:45	47	9	0	0	0	2	9	67	43	8	0	0	0	0	4	55	-4	-1	0	0	0	-2	-5	-12	08:45	67	55	
09:00	34	6	0	0	0	0	4	44	33	7	0	0	0	0	4	44	-1	1	0	0	0	0	0	0	0	09:00	44	44
09:15	36	5	2	0	0	0	1	44	29	7	2	0	0	0	1	39	-7	2	0	0	0	0	0	-5	09:15	44	39	
09:30	32	5	0	0	0	0	0	37	30	3	0	1	0	0	0	34	-2	-2	0	1	0	0	0	-3	09:30	37	34	
09:45	29	7	1	0	0	0	0	37	34	7	1	0	0	0	0	42	5	0	0	0	0	0	0	5	09:45	37	42	
<b>Total</b>	<b>417</b>	<b>78</b>	<b>5</b>	<b>0</b>	<b>1</b>	<b>4</b>	<b>31</b>	<b>536</b>	<b>415</b>	<b>78</b>	<b>5</b>	<b>1</b>	<b>1</b>	<b>2</b>	<b>22</b>	<b>524</b>	<b>-2</b>	<b>0</b>	<b>0</b>	<b>1</b>	<b>0</b>	<b>-2</b>	<b>-9</b>	<b>-12</b>				
																	0%	0%	0%	0%	0%	0%	-50%	-29%	-2%			
16:00	60	8	0	0	1	0	1	70	63	8	0	0	1	0	0	72	3	0	0	0	0	0	-1	2	16:00	70	72	
16:15	61	19	1	0	0	0	0	81	55	15	1	0	0	0	0	71	-6	-4	0	0	0	0	0	-10	16:15	81	71	
16:30	48	7	0	0	1	0	1	57	51	9	0	0	1	0	2	63	3	2	0	0	0	0	1	6	16:30	57	63	
16:45	58	8	0	0	0	4	1	71	53	8	0	0	0	4	0	65	-5	0	0	0	0	0	-1	-6	16:45	71	65	
17:00	50	9	0	1	0	0	1	61	55	10	0	1	0	0	0	66	5	1	0	0	0	0	-1	5	17:00	61	66	
17:15	62	8	0	0	0	0	0	70	57	11	0	0	0	0	1	69	-5	3	0	0	0	0	1	-1	17:15	70	69	
17:30	58	5	1	0	0	0	1	65	53	5	0	0	0	0	0	58	-5	0	-1	0	0	0	-1	-7	17:30	65	58	
17:45	64	6	0	0	0	1	0	71	57	4	0	0	0	0	1	62	-7	-2	0	0	0	-1	-1	-9	17:45	71	62	
18:00	42	3	0	0	0	0	1	46	44	0	0	0	0	0	0	44	2	-3	0	0	0	0	-1	-2	18:00	46	44	
18:15	40	4	0	0	0	0	0	44	37	3	0	0	0	0	0	40	-3	-1	0	0	0	0	0	-4	18:15	44	40	
18:30	38	4	0	0	1	1	1	45	36	4	0	0	1	0	1	42	-2	0	0	0	0	-1	0	-3	18:30	45	42	
18:45	33	7	0	0	0	0	1	41	32	8	0	0	0	0	1	41	-1	1	0	0	0	0	0	0	0	18:45	41	41
<b>Total</b>	<b>614</b>	<b>88</b>	<b>2</b>	<b>1</b>	<b>3</b>	<b>6</b>	<b>8</b>	<b>722</b>	<b>593</b>	<b>85</b>	<b>1</b>	<b>1</b>	<b>3</b>	<b>4</b>	<b>6</b>	<b>693</b>	<b>-21</b>	<b>-3</b>	<b>-1</b>	<b>0</b>	<b>0</b>	<b>-2</b>	<b>-2</b>	<b>-29</b>				
																	-3%	-3%	-50%	0%	0%	0%	-33%	-25%	-4%			

Please note: A positive value above indicates that there is a gain in vehicles between the sites

# Intelligent Data Collection Limited



Client: Mott McDonald  
 Project Number: ID06180  
 Site Comparison: Site 8 to 10  
 Date of Survey: 07.12.2021



**Additional Comments**  
 Residential access roads between sites.

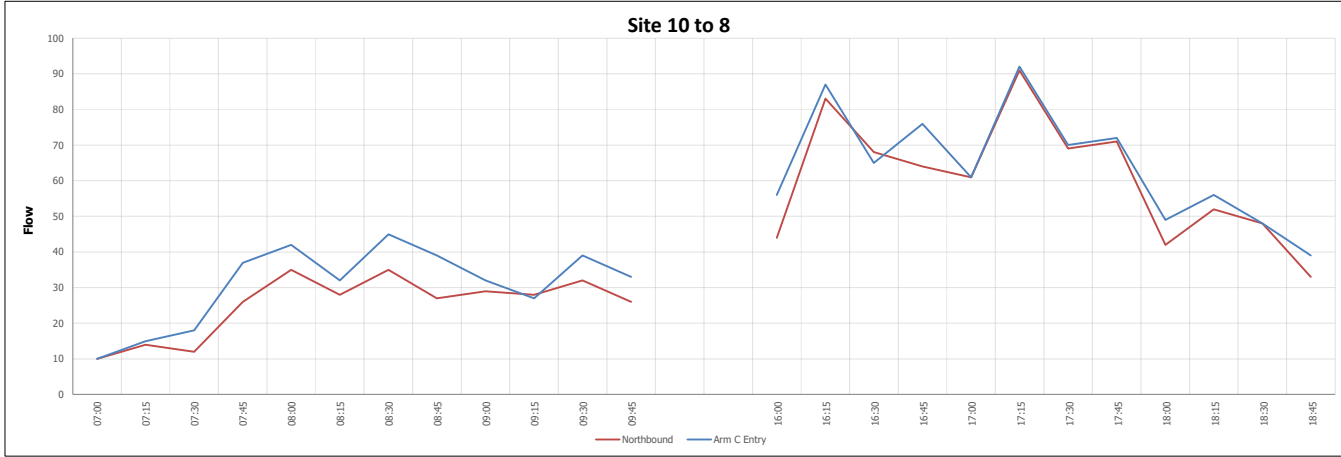
Time	Site 8							Site 10							Difference (Entry minus Exit)							Graph Data						
	Cars	LGV	OGV1	OGV2	Buses	M/C	Cycle	Total	Cars	LGV	OGV1	OGV2	Buses	M/C	Cycle	Total	Cars	LGV	OGV1	OGV2	Buses	M/C	Cycle	Total	Time	Exit	Entry	
07:00	49	10	0	0	0	1	2	62	49	9	0	0	0	1	2	61	0	-1	0	0	0	0	0	-1	07:00	62	61	
07:15	70	14	0	0	1	0	4	89	69	16	0	0	0	1	4	91	-1	2	0	0	0	1	0	2	07:15	89	91	
07:30	74	10	0	0	0	1	2	87	75	10	0	0	0	1	3	89	1	0	0	0	0	0	1	2	07:30	87	89	
07:45	55	11	0	0	0	0	6	72	55	11	0	0	0	0	7	73	0	0	0	0	0	0	1	1	07:45	72	73	
08:00	53	8	1	0	0	0	2	64	52	7	1	0	0	0	4	64	-1	-1	0	0	0	0	2	0	08:00	64	64	
08:15	57	12	0	0	0	1	5	75	57	11	0	0	0	1	1	70	0	-1	0	0	0	0	-4	-5	08:15	75	70	
08:30	62	8	1	0	0	0	3	74	61	8	1	0	0	0	3	73	-1	0	0	0	0	0	0	-1	08:30	74	73	
08:45	40	6	0	0	0	0	5	51	43	8	0	0	0	0	1	52	3	2	0	0	0	0	-4	1	08:45	51	52	
09:00	39	9	0	0	0	0	1	49	40	7	0	0	0	0	0	47	1	-2	0	0	0	0	-1	-2	09:00	49	47	
09:15	38	3	0	0	0	0	1	42	35	2	0	0	0	0	2	39	-3	-1	0	0	0	0	1	-3	09:15	42	39	
09:30	59	5	1	0	0	1	1	67	53	5	1	0	0	1	0	60	-6	0	0	0	0	0	-1	-7	09:30	67	60	
09:45	40	3	0	0	1	0	3	47	40	3	0	0	1	0	2	46	0	0	0	0	0	0	-1	-1	09:45	47	46	
<b>Total</b>	<b>636</b>	<b>99</b>	<b>3</b>	<b>0</b>	<b>2</b>	<b>4</b>	<b>35</b>	<b>779</b>	<b>629</b>	<b>97</b>	<b>3</b>	<b>0</b>	<b>2</b>	<b>5</b>	<b>29</b>	<b>765</b>	<b>-7</b>	<b>-2</b>	<b>0</b>	<b>0</b>	<b>0</b>	<b>1</b>	<b>-6</b>	<b>-14</b>				
																	<b>-1%</b>	<b>-2%</b>	<b>0%</b>	<b>0%</b>	<b>0%</b>	<b>0%</b>	<b>25%</b>	<b>-17%</b>	<b>-2%</b>			
16:00	34	5	0	0	0	0	7	46	27	5	0	0	0	0	4	36	-7	0	0	0	0	0	-3	-10	16:00	46	36	
16:15	34	3	0	0	0	0	3	40	24	3	0	0	0	0	2	29	-10	0	0	0	0	0	-1	-11	16:15	40	29	
16:30	35	7	0	0	1	1	1	45	33	8	0	0	0	1	0	42	-2	1	0	0	-1	0	-1	-3	16:30	45	42	
16:45	35	2	0	0	0	1	0	38	28	1	0	0	0	0	0	29	-7	-1	0	0	0	-1	0	-9	16:45	38	29	
17:00	35	3	0	0	0	1	1	40	27	3	0	0	0	2	1	33	-8	0	0	0	0	1	0	-7	17:00	40	33	
17:15	31	3	0	0	0	0	2	36	30	3	0	0	0	0	2	35	-1	0	0	0	0	0	0	-1	17:15	36	35	
17:30	39	6	0	0	0	0	4	49	32	4	0	0	0	0	1	37	-7	-2	0	0	0	0	-3	-12	17:30	49	37	
17:45	37	2	0	0	0	1	2	42	36	2	0	0	0	2	0	40	-1	0	0	0	0	1	-2	-2	17:45	42	40	
18:00	34	2	0	0	0	0	3	39	30	1	0	0	0	0	2	33	-4	-1	0	0	0	0	-1	-6	18:00	39	33	
18:15	21	2	0	0	0	0	1	24	19	1	0	0	0	0	1	21	-2	-1	0	0	0	0	0	-3	18:15	24	21	
18:30	24	2	0	0	0	1	2	29	23	2	0	0	0	1	2	28	-1	0	0	0	0	0	0	-1	-7	18:30	29	28
18:45	11	1	0	0	0	0	0	12	12	0	0	0	0	0	0	12	1	-1	0	0	0	0	0	0	0	18:45	12	12
<b>Total</b>	<b>370</b>	<b>38</b>	<b>0</b>	<b>0</b>	<b>1</b>	<b>5</b>	<b>26</b>	<b>440</b>	<b>321</b>	<b>33</b>	<b>0</b>	<b>0</b>	<b>0</b>	<b>6</b>	<b>15</b>	<b>375</b>	<b>-49</b>	<b>-5</b>	<b>0</b>	<b>0</b>	<b>-1</b>	<b>1</b>	<b>-11</b>	<b>-65</b>				
																	<b>-13%</b>	<b>-13%</b>	<b>0%</b>	<b>0%</b>	<b>-100%</b>	<b>20%</b>	<b>-42%</b>	<b>-15%</b>				

Please note: A positive value above indicates that there is a gain in vehicles between the sites

# Intelligent Data Collection Limited



Client: Mott McDonald  
 Project Number: ID06180  
 Site Comparison: Site 10 to 8  
 Date of Survey: 07.12.2021



**Additional Comments**  
 Residential access roads between sites.

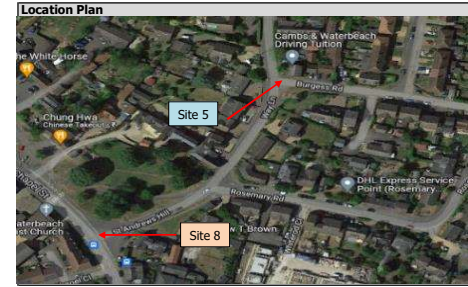
Time	Site 10 Northbound								Site 8 Arm C Entry								Difference (Entry minus Exit)								Graph Data			
	Cars	LGV	OGV1	OGV2	Buses	M/C	Cycle	Total	Cars	LGV	OGV1	OGV2	Buses	M/C	Cycle	Total	Cars	LGV	OGV1	OGV2	Buses	M/C	Cycle	Total	Time	Exit	Entry	
07:00	6	4	0	0	0	0	0	10	5	5	0	0	0	0	0	10	-1	1	0	0	0	0	0	0	0	10	10	10
07:15	12	1	0	0	0	0	1	14	12	1	0	0	0	0	2	15	0	0	0	0	0	0	1	1	07:15	14	15	
07:30	9	2	0	0	0	1	0	12	13	4	0	0	0	1	0	18	4	2	0	0	0	0	0	0	07:30	12	18	
07:45	21	4	0	0	0	0	1	26	27	5	0	0	0	0	5	37	6	1	0	0	0	0	4	11	07:45	26	37	
08:00	28	4	0	0	0	1	2	35	31	6	0	0	0	1	4	42	3	2	0	0	0	0	2	7	08:00	35	42	
08:15	23	4	1	0	0	0	0	28	24	5	1	0	0	0	2	32	1	1	0	0	0	0	2	4	08:15	28	32	
08:30	26	7	0	0	0	0	2	35	34	6	0	0	0	0	5	45	8	-1	0	0	0	0	3	10	08:30	35	45	
08:45	19	5	0	0	0	2	1	27	24	7	0	0	0	2	39	5	2	0	0	0	0	5	12	08:45	27	39		
09:00	22	6	0	0	0	0	1	29	27	4	0	0	0	0	1	32	5	-2	0	0	0	0	0	3	09:00	29	32	
09:15	23	2	2	0	0	0	1	28	22	2	2	0	0	0	1	27	-1	0	0	0	0	0	0	-1	09:15	28	27	
09:30	24	8	0	0	0	0	0	32	32	7	0	0	0	0	0	39	8	-1	0	0	0	0	0	7	09:30	32	39	
09:45	20	5	1	0	0	0	0	26	25	7	1	0	0	0	0	33	5	2	0	0	0	0	0	7	09:45	26	33	
<b>Total</b>	<b>233</b>	<b>52</b>	<b>4</b>	<b>0</b>	<b>0</b>	<b>4</b>	<b>9</b>	<b>302</b>	<b>276</b>	<b>59</b>	<b>4</b>	<b>0</b>	<b>0</b>	<b>4</b>	<b>26</b>	<b>369</b>	<b>43</b>	<b>7</b>	<b>0</b>	<b>0</b>	<b>0</b>	<b>0</b>	<b>0</b>	<b>17</b>	<b>67</b>			
																	<b>18%</b>	<b>13%</b>	<b>0%</b>	<b>0%</b>	<b>0%</b>	<b>0%</b>	<b>0%</b>	<b>189%</b>	<b>22%</b>			
16:00	37	7	0	0	0	0	0	44	47	7	0	0	0	0	2	56	10	0	0	0	0	0	2	12	16:00	44	56	
16:15	65	17	1	0	0	0	0	83	67	19	1	0	0	0	0	87	2	2	0	0	0	0	0	4	16:15	83	87	
16:30	55	10	0	0	0	0	3	68	53	8	0	0	1	0	3	65	-2	-2	0	0	1	0	0	-3	16:30	68	65	
16:45	55	5	0	0	0	4	0	64	64	7	0	0	0	4	1	76	9	2	0	0	0	0	1	12	16:45	64	76	
17:00	51	9	0	1	0	0	0	61	51	9	0	1	0	0	0	61	0	0	0	0	0	0	0	0	0	17:00	61	61
17:15	84	6	0	0	0	0	1	91	83	6	0	0	0	0	3	92	-1	0	0	0	0	0	2	1	17:15	91	92	
17:30	63	5	0	0	0	0	1	69	61	5	0	0	0	1	3	70	-2	0	0	0	0	1	2	1	17:30	69	70	
17:45	65	5	0	0	0	0	1	71	66	5	0	0	0	1	0	72	1	0	0	0	0	1	-1	1	17:45	71	72	
18:00	38	3	0	0	0	0	1	42	44	3	0	0	0	0	2	49	6	0	0	0	0	0	1	7	18:00	42	49	
18:15	46	4	0	0	0	1	1	52	48	5	0	0	0	1	2	56	2	1	0	0	0	0	1	4	18:15	52	56	
18:30	44	3	0	0	1	0	0	48	43	3	0	0	1	0	1	48	-1	0	0	0	0	0	1	0	18:30	48	48	
18:45	28	5	0	0	0	0	0	33	31	6	0	0	0	0	2	39	3	1	0	0	0	0	2	6	18:45	33	39	
<b>Total</b>	<b>631</b>	<b>79</b>	<b>1</b>	<b>1</b>	<b>1</b>	<b>5</b>	<b>8</b>	<b>726</b>	<b>658</b>	<b>83</b>	<b>1</b>	<b>1</b>	<b>2</b>	<b>7</b>	<b>19</b>	<b>771</b>	<b>27</b>	<b>4</b>	<b>0</b>	<b>0</b>	<b>1</b>	<b>2</b>	<b>11</b>	<b>45</b>				
																	<b>4%</b>	<b>5%</b>	<b>0%</b>	<b>0%</b>	<b>100%</b>	<b>40%</b>	<b>138%</b>	<b>6%</b>				

Please note: A positive value above indicates that there is a gain in vehicles between the sites

# Intelligent Data Collection Limited



Client: Mott McDonald  
 Project Number: ID06180  
 Site Comparison: Site 8 to 5  
 Date of Survey: 07.12.2021



**Additional Comments**  
 Side road with through access between sites.

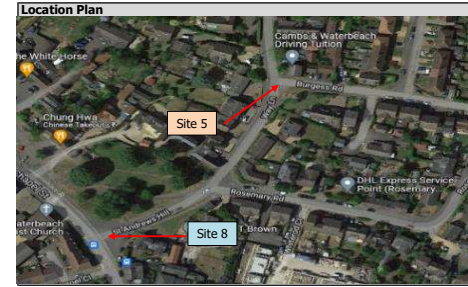
Time	Site 8								Site 5								Difference (Entry minus Exit)								Graph Data			
	Cars	LGV	OGV1	OGV2	Buses	M/C	Cycle	Total	Cars	LGV	OGV1	OGV2	Buses	M/C	Cycle	Total	Cars	LGV	OGV1	OGV2	Buses	M/C	Cycle	Total	Time	Exit	Entry	
07:00	7	2	0	0	0	0	0	9	6	0	1	0	0	0	0	7	-1	-2	0	0	0	0	0	-2	07:00	9	7	
07:15	12	0	0	0	0	0	1	13	6	1	0	0	0	0	0	7	-6	1	0	0	0	0	-1	-6	07:15	13	7	
07:30	7	5	0	0	0	0	0	12	7	1	0	0	0	0	0	8	0	-4	0	0	0	0	0	-4	07:30	12	8	
07:45	10	4	0	0	0	0	1	15	7	3	0	0	0	0	2	12	-3	-1	0	0	0	0	1	-3	07:45	15	12	
08:00	15	2	0	0	2	0	2	21	14	1	0	0	2	0	1	18	-1	-1	0	0	0	0	-1	-3	08:00	21	18	
08:15	17	3	0	0	0	0	0	20	14	2	0	0	0	0	1	17	-3	-1	0	0	0	0	1	-3	08:15	20	17	
08:30	15	6	0	0	0	0	3	24	15	4	0	0	0	0	3	22	0	-2	0	0	0	0	0	-2	08:30	24	22	
08:45	14	1	0	0	0	0	1	16	12	1	0	0	0	0	3	16	-2	0	0	0	0	0	2	0	08:45	16	16	
09:00	17	5	1	0	0	0	0	23	13	3	0	0	0	0	0	16	-4	-2	-1	0	0	0	0	-7	09:00	23	16	
09:15	17	4	1	1	0	0	0	23	17	5	1	1	0	0	1	25	0	1	0	0	0	0	1	2	09:15	23	25	
09:30	15	9	0	0	0	0	0	24	13	8	0	0	0	0	0	21	-2	-1	0	0	0	0	0	-3	09:30	24	21	
09:45	15	3	0	0	0	0	0	18	12	3	0	0	0	0	1	16	-3	0	0	0	0	0	1	-2	09:45	18	16	
<b>Total</b>	<b>161</b>	<b>44</b>	<b>2</b>	<b>1</b>	<b>2</b>	<b>0</b>	<b>8</b>	<b>218</b>	<b>136</b>	<b>32</b>	<b>2</b>	<b>1</b>	<b>2</b>	<b>0</b>	<b>12</b>	<b>185</b>	<b>-25</b>	<b>-12</b>	<b>0</b>	<b>0</b>	<b>0</b>	<b>0</b>	<b>4</b>	<b>-33</b>				
																	<b>-16%</b>	<b>-27%</b>	<b>0%</b>	<b>0%</b>	<b>0%</b>	<b>0%</b>	<b>50%</b>	<b>-15%</b>				
16:00	22	5	0	0	0	0	1	28	19	4	0	0	0	0	1	24	-3	-1	0	0	0	0	0	-4	16:00	28	24	
16:15	28	3	1	0	0	0	0	32	31	3	1	0	0	0	1	36	3	0	0	0	0	0	1	4	16:15	32	36	
16:30	35	6	0	0	0	0	2	43	27	4	0	0	0	0	2	33	-8	-2	0	0	0	0	0	-10	16:30	43	33	
16:45	40	3	0	0	0	0	1	44	43	1	0	0	0	0	1	45	3	-2	0	0	0	0	0	1	16:45	44	45	
17:00	33	3	0	0	0	0	0	36	27	2	0	0	0	0	0	29	-6	-1	0	0	0	0	0	-7	17:00	36	29	
17:15	50	4	0	0	0	0	3	57	45	4	0	0	0	0	1	50	-5	0	0	0	0	0	-2	-7	17:15	57	50	
17:30	52	2	0	0	0	2	3	59	42	4	0	0	0	1	2	49	-10	2	0	0	0	-1	-1	-10	17:30	59	49	
17:45	47	0	0	0	0	0	0	47	39	2	0	0	0	0	0	41	-8	2	0	0	0	0	0	-6	17:45	47	41	
18:00	27	3	0	0	0	0	1	31	22	2	0	0	0	0	1	25	-5	-1	0	0	0	0	0	-6	18:00	31	25	
18:15	35	1	0	0	0	2	2	40	31	1	0	0	0	1	2	35	-4	0	0	0	0	-1	0	-5	18:15	40	35	
18:30	28	0	0	0	0	0	1	29	22	0	0	0	0	0	0	22	-6	0	0	0	0	0	-1	-7	18:30	29	22	
18:45	26	2	0	0	0	1	1	30	21	1	0	0	0	0	1	23	-5	-1	0	0	0	-1	0	-7	18:45	30	23	
<b>Total</b>	<b>423</b>	<b>32</b>	<b>1</b>	<b>0</b>	<b>0</b>	<b>5</b>	<b>15</b>	<b>476</b>	<b>369</b>	<b>28</b>	<b>1</b>	<b>0</b>	<b>0</b>	<b>2</b>	<b>12</b>	<b>412</b>	<b>-54</b>	<b>-4</b>	<b>0</b>	<b>0</b>	<b>0</b>	<b>-3</b>	<b>-3</b>	<b>-64</b>				
																	<b>-13%</b>	<b>-13%</b>	<b>0%</b>	<b>0%</b>	<b>0%</b>	<b>0%</b>	<b>-60%</b>	<b>-20%</b>	<b>-13%</b>			

Please note: A positive value above indicates that there is a gain in vehicles between the sites

# Intelligent Data Collection Limited



Client: Mott McDonald  
 Project Number: ID06180  
 Site Comparison: Site 5 to 8  
 Date of Survey: 07.12.2021



**Additional Comments**  
 Side road with through access between sites.

Time	Site 5								Site 8								Difference (Entry minus Exit)								Graph Data				
	Arm C Exit								Arm B Entry								Cars	LGV	OGV1	OGV2	Buses	M/C	Cycle	Total	Time	Exit	Entry		
07:00	21	4	0	0	0	1	2	28	24	6	0	0	0	1	2	33	3	2	0	0	0	0	0	0	0	5	07:00	28	33
07:15	26	2	1	0	0	0	2	31	34	3	1	0	0	0	3	41	8	1	0	0	0	0	1	10	07:15	31	41		
07:30	40	6	0	0	0	0	1	47	44	8	0	0	0	0	2	54	4	2	0	0	0	0	2	7	07:30	47	54		
07:45	26	6	0	0	0	0	3	35	36	9	0	0	0	0	5	50	10	3	0	0	0	0	2	15	07:45	35	50		
08:00	35	2	0	0	1	0	5	43	42	3	0	0	1	0	4	50	7	1	0	0	0	0	-1	7	08:00	43	50		
08:15	26	3	0	0	0	1	4	34	27	3	0	0	0	1	5	36	1	0	0	0	0	0	1	2	08:15	34	36		
08:30	33	3	0	0	0	0	1	37	39	3	0	0	0	0	1	43	6	0	0	0	0	0	0	6	08:30	37	43		
08:45	39	1	0	0	0	0	6	46	40	3	0	0	0	0	7	50	1	2	0	0	0	0	1	4	08:45	46	50		
09:00	18	4	0	0	0	0	3	25	23	5	0	0	0	0	3	31	5	1	0	0	0	0	0	6	09:00	25	31		
09:15	26	2	0	0	0	0	1	29	29	3	0	0	0	0	0	32	3	1	0	0	0	0	-1	3	09:15	29	32		
09:30	15	1	0	0	0	0	2	18	20	1	0	0	0	0	1	22	5	0	0	0	0	0	-1	4	09:30	18	22		
09:45	19	3	0	0	0	0	0	22	19	2	0	0	0	0	1	22	0	-1	0	0	0	0	1	0	09:45	22	22		
<b>Total</b>	<b>324</b>	<b>37</b>	<b>1</b>	<b>0</b>	<b>1</b>	<b>2</b>	<b>30</b>	<b>395</b>	<b>377</b>	<b>49</b>	<b>1</b>	<b>0</b>	<b>1</b>	<b>2</b>	<b>34</b>	<b>464</b>	<b>53</b>	<b>12</b>	<b>0</b>	<b>0</b>	<b>0</b>	<b>0</b>	<b>4</b>	<b>69</b>					
																	<b>16%</b>	<b>32%</b>	<b>0%</b>	<b>0%</b>	<b>0%</b>	<b>0%</b>	<b>13%</b>	<b>17%</b>					
16:00	22	3	0	0	1	0	1	27	23	3	0	0	1	0	0	27	1	0	0	0	0	0	-1	0	16:00	27	27		
16:15	9	0	0	0	0	0	0	9	14	2	0	0	0	0	0	16	5	2	0	0	0	0	0	7	16:15	9	16		
16:30	20	2	0	0	0	0	0	22	21	4	0	0	0	0	0	25	1	2	0	0	0	0	0	3	16:30	22	25		
16:45	14	2	0	0	0	0	0	16	21	1	0	0	0	0	0	22	7	-1	0	0	0	0	0	6	16:45	16	22		
17:00	13	1	0	0	0	0	0	14	18	3	0	0	0	0	1	22	5	2	0	0	0	0	1	8	17:00	14	22		
17:15	18	4	0	0	0	0	0	22	15	4	0	0	0	0	0	19	-3	0	0	0	0	0	0	-3	17:15	22	19		
17:30	21	3	1	0	0	0	2	27	20	3	1	0	0	0	1	25	-1	0	0	0	0	0	-1	-2	17:30	27	25		
17:45	11	1	0	0	0	0	0	12	23	1	0	0	0	0	1	25	12	0	0	0	0	0	1	13	17:45	12	25		
18:00	10	1	0	0	0	0	0	11	15	1	0	0	0	0	0	16	5	0	0	0	0	0	0	5	18:00	11	16		
18:15	9	0	0	0	0	0	1	10	15	0	0	0	0	0	1	16	6	0	0	0	0	0	0	6	18:15	10	16		
18:30	15	1	0	0	0	1	1	18	18	2	0	0	0	1	0	21	3	1	0	0	0	0	-1	3	18:30	18	21		
18:45	11	1	0	0	0	0	0	12	14	2	0	0	0	0	0	16	3	1	0	0	0	0	0	4	18:45	12	16		
<b>Total</b>	<b>173</b>	<b>19</b>	<b>1</b>	<b>0</b>	<b>1</b>	<b>1</b>	<b>5</b>	<b>200</b>	<b>217</b>	<b>26</b>	<b>1</b>	<b>0</b>	<b>1</b>	<b>1</b>	<b>4</b>	<b>250</b>	<b>44</b>	<b>7</b>	<b>0</b>	<b>0</b>	<b>0</b>	<b>0</b>	<b>-1</b>	<b>50</b>					
																	<b>25%</b>	<b>37%</b>	<b>0%</b>	<b>0%</b>	<b>0%</b>	<b>0%</b>	<b>-20%</b>	<b>25%</b>					

Please note: A positive value above indicates that there is a gain in vehicles between the sites



# Intelligent Data Collection Limited



Client: Mott McDonald  
 Project Number: ID06180  
 Site Comparison: Site 5 to 3  
 Date of Survey: 07.12.2021



**Additional Comments**  
 Side roads with through access and access roads between sites.

Time	Site 5								Site 3								Difference (Entry minus Exit)								Graph Data			
	Cars	LGV	OGV1	OGV2	Buses	M/C	Cycle	Total	Cars	LGV	OGV1	OGV2	Buses	M/C	Cycle	Total	Cars	LGV	OGV1	OGV2	Buses	M/C	Cycle	Total	Time	Exit	Entry	
07:00	3	1	1	0	0	0	1	6	1	1	0	0	0	0	0	2	-2	0	-1	0	0	0	0	-1	-4	07:00	6	2
07:15	7	1	0	0	0	0	0	8	6	2	0	0	0	0	0	8	-1	1	0	0	0	0	0	0	0	07:15	8	8
07:30	6	0	0	0	0	0	0	6	3	3	0	0	0	0	0	6	-3	3	0	0	0	0	0	0	0	07:30	6	6
07:45	6	2	0	0	0	0	1	9	9	1	0	0	0	0	0	10	3	-1	0	0	0	0	-1	1	07:45	9	10	
08:00	13	1	0	0	2	0	1	17	11	1	0	0	1	0	14	-2	0	0	0	-1	0	0	0	-3	08:00	17	14	
08:15	11	3	0	0	0	0	1	15	14	4	0	0	1	0	20	3	1	0	0	1	0	0	0	5	08:15	15	20	
08:30	13	2	0	0	0	0	3	18	9	0	0	0	0	0	9	-4	-2	0	0	0	0	0	-3	-9	08:30	18	9	
08:45	8	1	0	0	0	0	3	12	16	3	0	0	0	0	19	8	2	0	0	0	0	0	-3	7	08:45	12	19	
09:00	12	2	0	0	0	0	0	14	12	1	0	0	0	0	15	0	-1	0	0	0	0	0	2	1	09:00	14	15	
09:15	15	4	1	1	0	0	0	21	11	3	0	1	0	0	15	-4	-1	-1	0	0	0	0	0	-6	09:15	21	15	
09:30	13	7	0	0	0	0	0	20	7	4	0	0	0	0	11	-6	-3	0	0	0	0	0	0	-9	09:30	20	11	
09:45	11	3	0	0	0	0	0	14	9	1	0	0	0	0	10	-2	-2	0	0	0	0	0	0	-4	09:45	14	10	
<b>Total</b>	<b>118</b>	<b>27</b>	<b>2</b>	<b>1</b>	<b>2</b>	<b>0</b>	<b>10</b>	<b>160</b>	<b>108</b>	<b>24</b>	<b>0</b>	<b>1</b>	<b>2</b>	<b>0</b>	<b>4</b>	<b>139</b>	<b>-10</b>	<b>-3</b>	<b>-2</b>	<b>0</b>	<b>0</b>	<b>0</b>	<b>0</b>	<b>-6</b>	<b>-21</b>			
																	<b>-8%</b>	<b>-11%</b>	<b>-100%</b>	<b>0%</b>	<b>0%</b>	<b>0%</b>	<b>0%</b>	<b>-60%</b>	<b>-13%</b>			
16:00	17	4	0	0	0	0	1	22	13	3	0	0	0	0	2	18	-4	-1	0	0	0	0	1	-4	16:00	22	18	
16:15	30	2	1	0	0	0	1	34	30	4	1	0	0	0	1	36	0	2	0	0	0	0	0	2	2	16:15	34	36
16:30	23	4	0	0	0	0	2	29	15	6	0	0	0	0	3	24	-8	2	0	0	0	0	1	-5	16:30	29	24	
16:45	38	2	0	0	0	0	1	41	21	5	0	0	0	0	1	27	-17	3	0	0	0	0	0	-14	16:45	41	27	
17:00	22	2	0	0	0	0	0	24	14	4	0	0	0	0	0	18	-8	2	0	0	0	0	0	-6	17:00	24	18	
17:15	40	3	0	0	0	0	1	44	33	3	0	0	0	0	2	38	-7	0	0	0	0	0	1	-6	17:15	44	38	
17:30	36	4	0	0	0	1	2	43	25	2	0	0	0	1	2	30	-11	-2	0	0	0	0	0	-13	17:30	43	30	
17:45	36	3	0	0	0	0	0	39	26	1	0	0	0	0	2	29	-10	-2	0	0	0	0	2	-10	17:45	39	29	
18:00	18	2	0	0	0	0	1	21	15	2	0	0	0	0	0	17	-3	0	0	0	0	0	-1	-4	18:00	21	17	
18:15	26	1	0	0	0	1	2	30	20	0	0	0	0	0	1	21	-6	-1	0	0	0	-1	-1	-9	18:15	30	21	
18:30	20	0	0	0	0	0	0	20	23	0	0	0	0	1	1	25	3	0	0	0	0	1	1	5	18:30	20	25	
18:45	20	1	0	0	0	0	1	22	14	0	0	0	0	0	1	15	-6	-1	0	0	0	0	0	-7	18:45	22	15	
<b>Total</b>	<b>326</b>	<b>28</b>	<b>1</b>	<b>0</b>	<b>0</b>	<b>2</b>	<b>12</b>	<b>369</b>	<b>249</b>	<b>30</b>	<b>1</b>	<b>0</b>	<b>0</b>	<b>2</b>	<b>16</b>	<b>298</b>	<b>-77</b>	<b>2</b>	<b>0</b>	<b>0</b>	<b>0</b>	<b>0</b>	<b>4</b>	<b>-71</b>				
																	<b>-24%</b>	<b>7%</b>	<b>0%</b>	<b>0%</b>	<b>0%</b>	<b>0%</b>	<b>33%</b>	<b>-19%</b>				

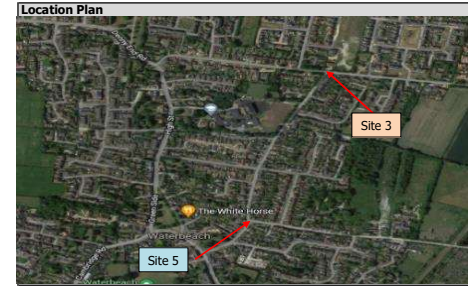
Please note: A positive value above indicates that there is a gain in vehicles between the sites



# Intelligent Data Collection Limited



Client: Mott McDonald  
 Project Number: ID06180  
 Site Comparison: Site 3 to 5  
 Date of Survey: 07.12.2021



**Additional Comments**  
 Side roads with through access and access roads between sites.

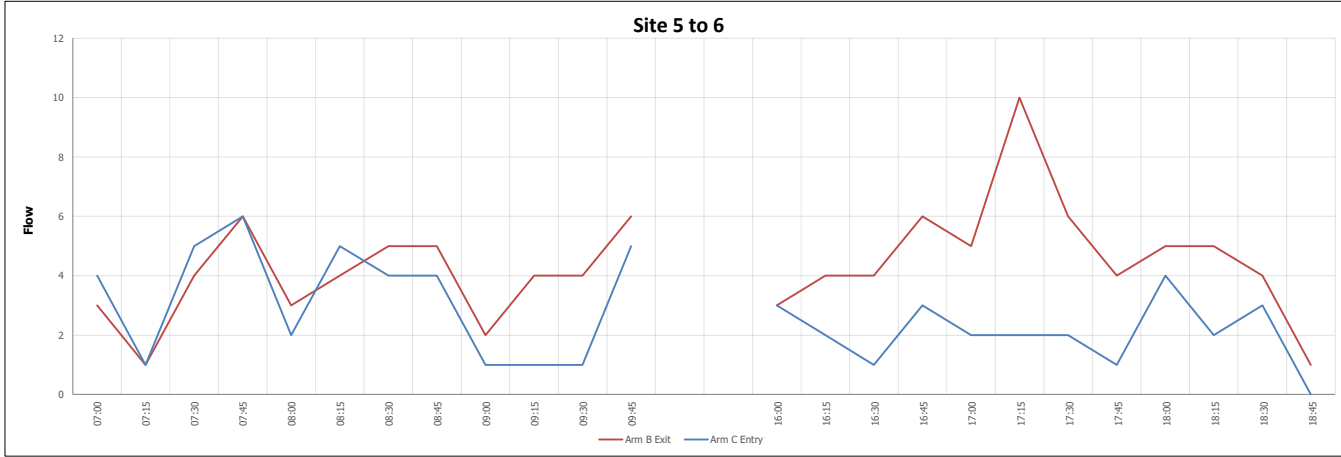
Time	Site 3								Site 5								Difference (Entry minus Exit)								Graph Data			
	Cars	LGV	OGV1	OGV2	Buses	M/C	Cycle	Total	Cars	LGV	OGV1	OGV2	Buses	M/C	Cycle	Total	Cars	LGV	OGV1	OGV2	Buses	M/C	Cycle	Total	Time	Exit	Entry	
07:00	12	3	0	0	0	1	0	16	20	4	0	0	0	1	2	27	8	1	0	0	0	0	2	11	07:00	16	27	
07:15	15	3	0	0	0	0	2	20	27	2	1	0	0	0	2	32	12	-1	1	0	0	0	0	12	07:15	20	32	
07:30	27	3	0	0	0	0	0	30	38	3	0	0	0	0	1	42	11	0	0	0	0	0	1	12	07:30	30	42	
07:45	13	4	0	0	0	0	2	19	25	5	0	0	0	0	3	33	12	1	0	0	0	0	1	14	07:45	19	33	
08:00	24	2	0	0	1	0	3	30	34	2	0	0	1	0	5	42	10	0	0	0	0	0	2	12	08:00	30	42	
08:15	24	0	0	0	1	0	5	30	25	3	0	0	0	1	4	33	1	3	0	0	-1	1	-1	3	08:15	30	33	
08:30	27	1	0	0	0	0	0	28	27	2	0	0	0	0	1	30	0	1	0	0	0	0	1	2	08:30	28	30	
08:45	18	3	0	0	0	0	1	22	35	1	0	0	0	0	5	41	17	-2	0	0	0	0	4	19	08:45	22	41	
09:00	10	1	0	0	0	0	2	13	16	3	0	0	0	2	21	6	2	0	0	0	0	0	0	8	09:00	13	21	
09:15	15	2	0	0	0	0	1	18	24	2	0	0	0	0	1	27	9	0	0	0	0	0	0	9	09:15	18	27	
09:30	10	2	0	0	0	0	1	13	14	2	0	0	0	0	1	17	4	0	0	0	0	0	0	4	09:30	13	17	
09:45	11	1	0	0	0	0	0	12	17	2	0	0	0	0	0	19	6	1	0	0	0	0	0	7	09:45	12	19	
<b>Total</b>	<b>206</b>	<b>25</b>	<b>0</b>	<b>0</b>	<b>2</b>	<b>1</b>	<b>17</b>	<b>251</b>	<b>302</b>	<b>31</b>	<b>1</b>	<b>0</b>	<b>1</b>	<b>2</b>	<b>27</b>	<b>364</b>	<b>96</b>	<b>6</b>	<b>1</b>	<b>0</b>	<b>-1</b>	<b>1</b>	<b>10</b>	<b>113</b>				
																	<b>47%</b>	<b>24%</b>	<b>0%</b>	<b>0%</b>	<b>-50%</b>	<b>100%</b>	<b>59%</b>	<b>45%</b>				
16:00	10	3	0	0	1	0	1	15	17	2	0	0	1	0	1	21	7	-1	0	0	0	0	0	6	16:00	15	21	
16:15	10	3	0	0	0	0	0	13	9	1	0	0	0	0	0	10	-1	-2	0	0	0	0	0	-3	16:15	13	10	
16:30	15	3	0	0	0	0	0	18	18	2	0	0	0	0	0	20	3	-1	0	0	0	0	0	2	16:30	18	20	
16:45	9	0	1	0	0	0	0	10	12	2	0	0	0	0	0	14	3	2	-1	0	0	0	0	4	16:45	10	14	
17:00	6	3	0	0	0	0	0	9	10	1	0	0	0	0	0	11	4	-2	0	0	0	0	0	2	17:00	9	11	
17:15	12	3	0	0	0	0	0	15	14	4	0	0	0	0	0	18	2	1	0	0	0	0	0	3	17:15	15	18	
17:30	11	2	0	0	0	0	2	15	19	2	1	0	0	0	2	24	8	0	1	0	0	0	0	9	17:30	15	24	
17:45	8	0	0	0	0	0	0	8	9	1	0	0	0	0	0	10	1	1	0	0	0	0	0	2	17:45	8	10	
18:00	12	1	0	0	0	0	0	13	11	1	0	0	0	0	0	12	-1	0	0	0	0	0	0	-1	18:00	13	12	
18:15	5	0	0	0	0	0	1	6	8	0	0	0	0	0	1	9	3	0	0	0	0	0	0	3	18:15	6	9	
18:30	11	1	0	0	0	1	1	14	14	1	0	0	0	1	1	17	3	0	0	0	0	0	0	3	18:30	14	17	
18:45	11	1	0	0	0	0	0	12	11	1	0	0	0	0	0	12	0	0	0	0	0	0	0	0	0	18:45	12	12
<b>Total</b>	<b>120</b>	<b>20</b>	<b>1</b>	<b>0</b>	<b>1</b>	<b>1</b>	<b>5</b>	<b>148</b>	<b>152</b>	<b>18</b>	<b>1</b>	<b>0</b>	<b>1</b>	<b>1</b>	<b>5</b>	<b>178</b>	<b>32</b>	<b>-2</b>	<b>0</b>	<b>0</b>	<b>0</b>	<b>0</b>	<b>0</b>	<b>30</b>				
																	<b>27%</b>	<b>-10%</b>	<b>0%</b>	<b>0%</b>	<b>0%</b>	<b>0%</b>	<b>0%</b>	<b>20%</b>				

Please note: A positive value above indicates that there is a gain in vehicles between the sites

# Intelligent Data Collection Limited



Client: Mott McDonald  
 Project Number: ID06180  
 Site Comparison: Site 5 to 6  
 Date of Survey: 07.12.2021



**Additional Comments**  
 Side road with through access and access roads between sites.

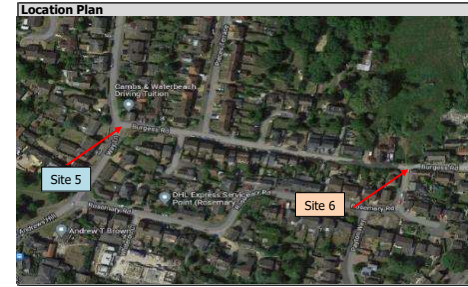
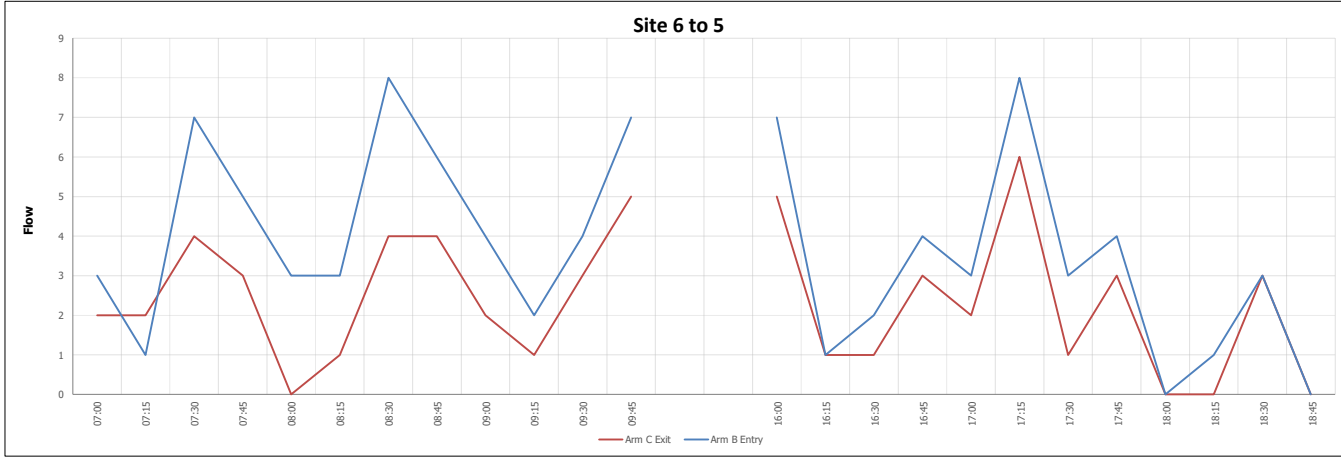
Time	Site 5								Site 6								Difference (Entry minus Exit)								Graph Data			
	Cars	LGV	OGV1	OGV2	Buses	M/C	Cycle	Total	Cars	LGV	OGV1	OGV2	Buses	M/C	Cycle	Total	Cars	LGV	OGV1	OGV2	Buses	M/C	Cycle	Total	Time	Exit	Entry	
07:00	3	0	0	0	0	0	0	3	4	0	0	0	0	0	0	4	1	0	0	0	0	0	0	1	07:00	3	4	
07:15	1	0	0	0	0	0	0	1	1	0	0	0	0	0	0	1	0	0	0	0	0	0	0	0	07:15	1	1	
07:30	3	1	0	0	0	0	0	4	3	2	0	0	0	0	0	5	0	1	0	0	0	0	0	1	07:30	4	5	
07:45	3	2	0	0	0	0	1	6	4	2	0	0	0	0	0	6	1	0	0	0	0	0	-1	0	07:45	6	6	
08:00	3	0	0	0	0	0	0	3	2	0	0	0	0	0	0	2	-1	0	0	0	0	0	0	-1	08:00	3	2	
08:15	4	0	0	0	0	0	0	4	5	0	0	0	0	0	0	5	1	0	0	0	0	0	0	1	08:15	4	5	
08:30	3	2	0	0	0	0	0	5	2	2	0	0	0	0	0	4	-1	0	0	0	0	0	0	-1	08:30	5	4	
08:45	5	0	0	0	0	0	0	5	4	0	0	0	0	0	0	4	-1	0	0	0	0	0	0	-1	08:45	5	4	
09:00	1	1	0	0	0	0	0	2	1	0	0	0	0	0	0	1	0	-1	0	0	0	0	0	-1	09:00	2	1	
09:15	2	1	0	0	0	0	1	4	0	1	0	0	0	0	0	1	-2	0	0	0	0	0	-1	-3	09:15	4	1	
09:30	2	2	0	0	0	0	0	4	1	0	0	0	0	0	0	1	-1	-2	0	0	0	0	0	-3	09:30	4	1	
09:45	3	2	0	0	0	0	1	6	1	4	0	0	0	0	0	5	-2	2	0	0	0	0	-1	-1	09:45	6	5	
<b>Total</b>	<b>33</b>	<b>11</b>	<b>0</b>	<b>0</b>	<b>0</b>	<b>0</b>	<b>3</b>	<b>47</b>	<b>28</b>	<b>11</b>	<b>0</b>	<b>0</b>	<b>0</b>	<b>0</b>	<b>0</b>	<b>39</b>	<b>-5</b>	<b>0</b>	<b>0</b>	<b>0</b>	<b>0</b>	<b>0</b>	<b>-3</b>	<b>-8</b>				
																	<b>-15%</b>	<b>0%</b>	<b>0%</b>	<b>0%</b>	<b>0%</b>	<b>0%</b>	<b>0%</b>	<b>-100%</b>	<b>-17%</b>			
16:00	3	0	0	0	0	0	0	3	3	0	0	0	0	0	0	3	0	0	0	0	0	0	0	0	16:00	3	3	
16:15	2	2	0	0	0	0	0	4	0	2	0	0	0	0	0	2	-2	0	0	0	0	0	0	-2	16:15	4	2	
16:30	4	0	0	0	0	0	0	4	1	0	0	0	0	0	0	1	-3	0	0	0	0	0	0	-3	16:30	4	1	
16:45	6	0	0	0	0	0	0	6	3	0	0	0	0	0	0	3	-3	0	0	0	0	0	0	-3	16:45	6	3	
17:00	5	0	0	0	0	0	0	5	2	0	0	0	0	0	0	2	-3	0	0	0	0	0	0	-3	17:00	5	2	
17:15	8	2	0	0	0	0	0	10	1	1	0	0	0	0	0	2	-7	-1	0	0	0	0	0	-8	17:15	10	2	
17:30	6	0	0	0	0	0	0	6	2	0	0	0	0	0	0	2	-4	0	0	0	0	0	0	-4	17:30	6	2	
17:45	4	0	0	0	0	0	0	4	1	0	0	0	0	0	0	1	-3	0	0	0	0	0	0	-3	17:45	4	1	
18:00	5	0	0	0	0	0	0	5	4	0	0	0	0	0	0	4	-1	0	0	0	0	0	0	-1	18:00	5	4	
18:15	5	0	0	0	0	0	0	5	2	0	0	0	0	0	0	2	-3	0	0	0	0	0	0	-3	18:15	5	2	
18:30	4	0	0	0	0	0	0	4	3	0	0	0	0	0	0	3	-1	0	0	0	0	0	0	-1	18:30	4	3	
18:45	1	0	0	0	0	0	0	1	0	0	0	0	0	0	0	0	-1	0	0	0	0	0	0	-1	18:45	1	0	
<b>Total</b>	<b>53</b>	<b>4</b>	<b>0</b>	<b>0</b>	<b>0</b>	<b>0</b>	<b>0</b>	<b>57</b>	<b>22</b>	<b>3</b>	<b>0</b>	<b>0</b>	<b>0</b>	<b>0</b>	<b>0</b>	<b>25</b>	<b>-31</b>	<b>-1</b>	<b>0</b>	<b>0</b>	<b>0</b>	<b>0</b>	<b>0</b>	<b>-32</b>				
																	<b>-58%</b>	<b>-25%</b>	<b>0%</b>	<b>0%</b>	<b>0%</b>	<b>0%</b>	<b>0%</b>	<b>0%</b>	<b>-56%</b>			

Please note: A positive value above indicates that there is a gain in vehicles between the sites

# Intelligent Data Collection Limited



Client: Mott McDonald  
 Project Number: ID06180  
 Site Comparison: Site 6 to 5  
 Date of Survey: 07.12.2021



**Additional Comments**  
 Side road with through access and access roads between sites.

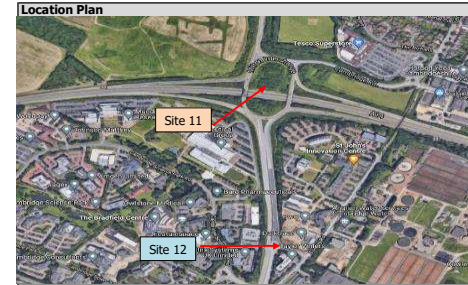
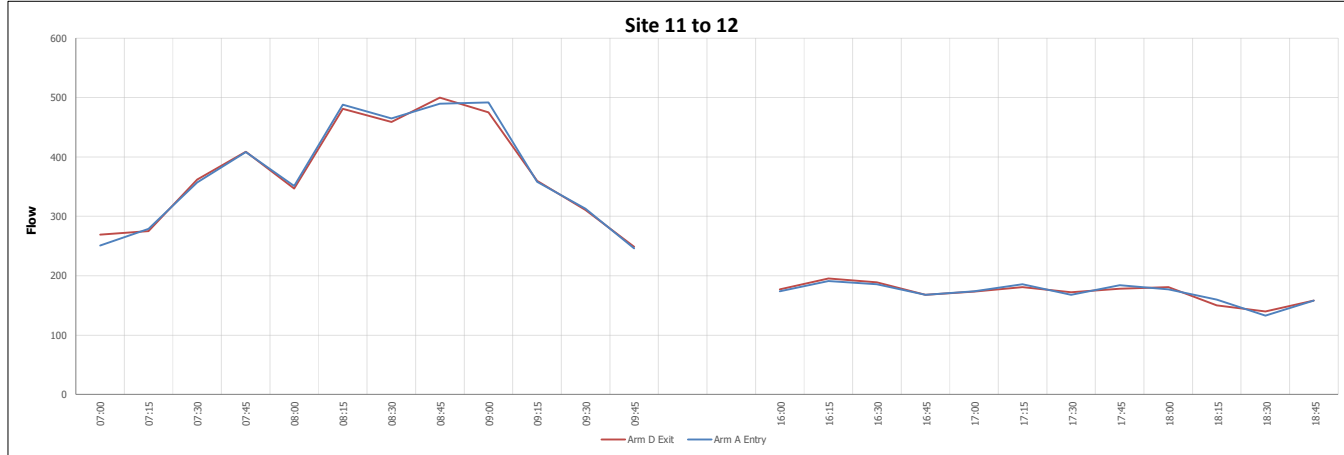
Time	Site 6								Site 5								Difference (Entry minus Exit)								Graph Data				
	Cars	LGV	OGV1	OGV2	Buses	M/C	Cycle	Total	Cars	LGV	OGV1	OGV2	Buses	M/C	Cycle	Total	Cars	LGV	OGV1	OGV2	Buses	M/C	Cycle	Total	Time	Exit	Entry		
07:00	1	1	0	0	0	0	0	2	1	1	0	0	0	0	0	1	3	0	0	0	0	0	0	1	1	2	3		
07:15	2	0	0	0	0	0	0	2	1	0	0	0	0	0	0	0	1	-1	0	0	0	0	0	0	-1	07:15	2	1	
07:30	3	1	0	0	0	0	0	4	4	3	0	0	0	0	0	0	7	1	2	0	0	0	0	0	3	07:30	4	7	
07:45	1	2	0	0	0	0	0	3	3	2	0	0	0	0	0	0	5	2	0	0	0	0	0	0	2	07:45	3	5	
08:00	0	0	0	0	0	0	0	0	0	0	0	0	0	0	0	0	3	3	0	0	0	0	0	0	3	08:00	0	3	
08:15	0	1	0	0	0	0	0	1	2	1	0	0	0	0	0	0	3	2	0	0	0	0	0	0	2	08:15	1	3	
08:30	3	1	0	0	0	0	0	4	7	1	0	0	0	0	0	0	8	4	0	0	0	0	0	0	4	08:30	4	8	
08:45	4	0	0	0	0	0	0	4	5	0	0	0	0	0	0	1	6	1	0	0	0	0	0	1	2	08:45	4	6	
09:00	1	1	0	0	0	0	0	2	2	1	0	0	0	0	0	1	4	1	0	0	0	0	0	1	2	09:00	2	4	
09:15	1	0	0	0	0	0	0	1	2	0	0	0	0	0	0	0	2	1	0	0	0	0	0	0	1	09:15	1	2	
09:30	3	0	0	0	0	0	0	3	3	0	0	0	0	0	0	1	4	0	0	0	0	0	0	1	1	09:30	3	4	
09:45	2	3	0	0	0	0	0	5	4	3	0	0	0	0	0	0	7	2	0	0	0	0	0	0	2	09:45	5	7	
<b>Total</b>	<b>21</b>	<b>10</b>	<b>0</b>	<b>0</b>	<b>0</b>	<b>0</b>	<b>0</b>	<b>31</b>	<b>37</b>	<b>12</b>	<b>0</b>	<b>0</b>	<b>0</b>	<b>0</b>	<b>0</b>	<b>4</b>	<b>53</b>	<b>16</b>	<b>2</b>	<b>0</b>	<b>0</b>	<b>0</b>	<b>0</b>	<b>0</b>	<b>4</b>	<b>22</b>			
																		<b>76%</b>	<b>20%</b>	<b>0%</b>	<b>0%</b>	<b>0%</b>	<b>0%</b>	<b>0%</b>	<b>0%</b>	<b>71%</b>			
16:00	3	2	0	0	0	0	0	5	6	1	0	0	0	0	0	0	7	3	-1	0	0	0	0	0	2	16:00	5	7	
16:15	1	0	0	0	0	0	0	1	1	0	0	0	0	0	0	0	1	0	0	0	0	0	0	0	0	0	16:15	1	1
16:30	1	0	0	0	0	0	0	1	2	0	0	0	0	0	0	0	2	1	0	0	0	0	0	0	1	16:30	1	2	
16:45	2	1	0	0	0	0	0	3	3	1	0	0	0	0	0	0	4	1	0	0	0	0	0	0	1	16:45	3	4	
17:00	2	0	0	0	0	0	0	2	3	0	0	0	0	0	0	0	3	1	0	0	0	0	0	0	1	17:00	2	3	
17:15	4	2	0	0	0	0	0	6	7	1	0	0	0	0	0	0	8	3	-1	0	0	0	0	0	2	17:15	6	8	
17:30	1	0	0	0	0	0	0	1	2	1	0	0	0	0	0	0	3	1	1	0	0	0	0	0	2	17:30	1	3	
17:45	3	0	0	0	0	0	0	3	3	1	0	0	0	0	0	0	4	0	1	0	0	0	0	0	1	17:45	3	4	
18:00	0	0	0	0	0	0	0	0	0	0	0	0	0	0	0	0	0	0	0	0	0	0	0	0	0	18:00	0	0	
18:15	0	0	0	0	0	0	0	0	1	0	0	0	0	0	0	0	1	1	0	0	0	0	0	0	1	18:15	0	1	
18:30	3	0	0	0	0	0	0	3	3	0	0	0	0	0	0	0	3	0	0	0	0	0	0	0	0	0	18:30	3	3
18:45	0	0	0	0	0	0	0	0	0	0	0	0	0	0	0	0	0	0	0	0	0	0	0	0	0	0	18:45	0	0
<b>Total</b>	<b>20</b>	<b>5</b>	<b>0</b>	<b>0</b>	<b>0</b>	<b>0</b>	<b>0</b>	<b>25</b>	<b>31</b>	<b>5</b>	<b>0</b>	<b>0</b>	<b>0</b>	<b>0</b>	<b>0</b>	<b>0</b>	<b>36</b>	<b>11</b>	<b>0</b>	<b>0</b>	<b>0</b>	<b>0</b>	<b>0</b>	<b>0</b>	<b>11</b>				
																		<b>55%</b>	<b>0%</b>	<b>0%</b>	<b>0%</b>	<b>0%</b>	<b>0%</b>	<b>0%</b>	<b>0%</b>	<b>44%</b>			

Please note: A positive value above indicates that there is a gain in vehicles between the sites

# Intelligent Data Collection Limited



Client: Mott McDonald  
 Project Number: ID06180  
 Site Comparison: Site 11 to 12  
 Date of Survey: 07.12.2021



**Additional Comments**  
 Sites adjacent.

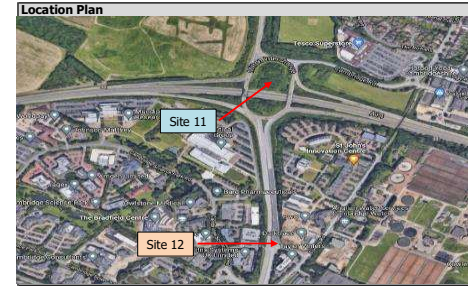
Time	Site 11 Arm D Exit								Site 12 Arm A Entry								Difference (Entry minus Exit)							Graph Data			
	Cars	LGV	OGV1	OGV2	Buses	M/C	Cycle	Total	Cars	LGV	OGV1	OGV2	Buses	M/C	Cycle	Total	Cars	LGV	OGV1	OGV2	Buses	M/C	Cycle	Total	Time	Exit	Entry
07:00	187	65	3	10	3	1	0	269	175	59	3	10	3	1	0	251	-12	-6	0	0	0	0	0	-18	07:00	269	251
07:15	198	66	6	0	3	2	0	275	199	66	7	2	3	2	0	279	1	0	1	2	0	0	0	4	07:15	275	279
07:30	265	80	5	7	3	2	0	362	261	80	5	6	3	2	0	357	-4	0	0	-1	0	0	0	-5	07:30	362	357
07:45	316	73	5	12	1	2	0	409	316	76	4	10	1	1	0	408	0	3	-1	-2	0	-1	0	-1	07:45	409	408
08:00	274	61	5	3	3	1	0	347	278	60	5	4	2	2	0	351	4	-1	0	1	-1	1	0	4	08:00	347	351
08:15	406	57	7	6	3	2	0	481	415	53	8	6	4	2	0	488	9	-4	1	0	1	0	0	7	08:15	481	488
08:30	395	48	6	7	2	1	0	459	395	53	6	9	2	0	0	465	0	5	0	2	0	-1	0	6	08:30	459	465
08:45	430	52	9	3	3	3	0	500	422	53	9	2	3	1	0	490	-8	1	0	-1	0	-2	0	-10	08:45	500	490
09:00	409	56	5	3	2	0	0	475	426	54	5	3	2	2	0	492	17	-2	0	0	0	2	0	17	09:00	475	492
09:15	299	41	7	8	3	2	0	360	292	46	6	8	3	3	0	358	-7	5	-1	0	0	1	0	-2	09:15	360	358
09:30	237	51	12	9	0	2	0	311	242	50	13	5	1	2	0	313	5	-1	1	-4	1	0	0	2	09:30	311	313
09:45	191	36	8	7	2	5	0	249	186	37	7	10	2	4	0	246	-5	1	-1	3	0	-1	0	-3	09:45	249	246
<b>Total</b>	<b>3607</b>	<b>686</b>	<b>78</b>	<b>75</b>	<b>28</b>	<b>23</b>	<b>0</b>	<b>4497</b>	<b>3607</b>	<b>687</b>	<b>78</b>	<b>75</b>	<b>29</b>	<b>22</b>	<b>0</b>	<b>4498</b>	<b>0</b>	<b>1</b>	<b>0</b>	<b>0</b>	<b>1</b>	<b>-1</b>	<b>0</b>	<b>-1</b>			
																	0%	0%	0%	0%	4%	-4%	0%	0%			
16:00	138	30	3	3	3	0	0	177	135	30	3	3	3	0	0	174	-3	0	0	0	0	0	0	-3	16:00	177	174
16:15	151	39	2	2	1	0	0	195	152	34	2	2	1	0	0	191	1	-5	0	0	0	0	0	-4	16:15	195	191
16:30	148	35	1	4	1	0	0	189	143	37	1	4	1	0	0	186	-5	2	0	0	0	0	0	-3	16:30	189	186
16:45	134	29	0	2	1	2	0	168	133	30	0	2	1	2	0	168	-1	1	0	0	0	0	0	0	16:45	168	168
17:00	144	22	1	4	1	1	0	173	148	19	1	4	1	1	0	174	4	-3	0	0	0	0	0	1	17:00	173	174
17:15	150	19	2	4	2	4	0	181	153	23	2	3	2	3	0	186	3	4	0	-1	0	-1	0	5	17:15	181	186
17:30	141	24	1	4	1	1	0	172	138	22	1	4	1	2	0	168	-3	-2	0	0	0	1	0	-4	17:30	172	168
17:45	150	14	2	7	3	1	1	178	155	16	1	8	3	0	1	184	5	2	-1	1	0	-1	0	6	17:45	178	184
18:00	161	11	0	4	3	2	0	181	155	13	1	3	3	2	0	177	-6	2	1	-1	0	0	0	-4	18:00	181	177
18:15	131	12	1	2	2	2	0	150	138	14	1	2	2	2	1	160	7	2	0	0	0	0	1	10	18:15	150	160
18:30	118	15	0	0	4	1	2	140	111	12	0	2	3	2	3	133	-7	-3	0	2	-1	1	1	-7	18:30	140	133
18:45	133	18	1	1	5	0	0	158	135	16	0	1	6	0	0	158	2	-2	-1	0	1	0	0	0	18:45	158	158
<b>Total</b>	<b>1699</b>	<b>268</b>	<b>14</b>	<b>37</b>	<b>27</b>	<b>14</b>	<b>3</b>	<b>2062</b>	<b>1696</b>	<b>266</b>	<b>13</b>	<b>38</b>	<b>27</b>	<b>14</b>	<b>5</b>	<b>2059</b>	<b>-3</b>	<b>-2</b>	<b>-1</b>	<b>1</b>	<b>0</b>	<b>0</b>	<b>2</b>	<b>-3</b>			
																	0%	-1%	-7%	3%	0%	0%	67%	0%			

Please note: A positive value above indicates that there is a gain in vehicles between the sites

# Intelligent Data Collection Limited



Client: Mott McDonald  
 Project Number: ID06180  
 Site Comparison: Site 12 to 11  
 Date of Survey: 07.12.2021



**Additional Comments**  
 Sites adjacent.

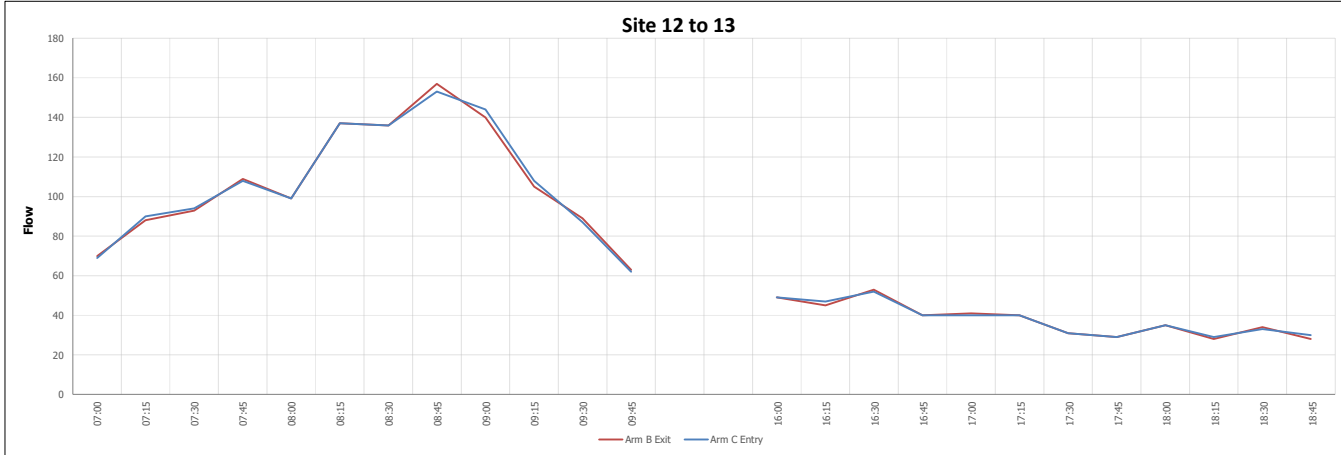
Time	Site 12								Site 11								Difference (Entry minus Exit)								Graph Data			
	Cars	LGV	OGV1	OGV2	Buses	M/C	Cycle	Total	Cars	LGV	OGV1	OGV2	Buses	M/C	Cycle	Total	Cars	LGV	OGV1	OGV2	Buses	M/C	Cycle	Total	Time	Exit	Entry	
07:00	66	22	5	6	3	0	2	104	67	24	4	5	3	0	3	106	1	2	-1	-1	0	0	1	2	07:00	104	106	
07:15	92	42	4	11	2	1	0	152	91	37	4	13	2	1	0	148	-1	-5	0	2	0	0	0	-4	07:15	152	148	
07:30	97	42	6	5	1	1	0	152	96	48	8	5	1	2	0	160	-1	6	2	0	0	1	0	8	07:30	152	160	
07:45	135	39	10	6	4	1	0	195	128	38	10	6	3	0	0	185	-7	-1	0	0	-1	-1	0	-10	07:45	195	185	
08:00	127	51	7	6	2	1	0	194	128	50	6	6	3	1	0	194	1	-1	-1	0	1	0	0	0	08:00	194	194	
08:15	157	31	6	8	6	0	0	208	153	36	7	6	6	0	0	208	-4	5	1	-2	0	0	0	0	08:15	208	208	
08:30	151	33	10	5	3	0	0	202	153	28	8	6	3	0	0	198	2	-5	-2	1	0	0	0	-4	08:30	202	198	
08:45	133	36	5	6	1	0	1	182	145	34	8	6	1	0	0	194	12	-2	3	0	0	0	-1	12	08:45	182	194	
09:00	145	42	11	7	2	0	1	208	132	42	10	6	2	0	0	192	-13	0	-1	-1	0	0	-1	-16	09:00	208	192	
09:15	114	44	7	4	3	1	0	173	124	43	7	5	3	1	0	183	10	-1	0	1	0	0	0	10	09:15	173	183	
09:30	108	38	9	7	3	0	0	165	102	40	9	4	3	0	0	158	-6	2	0	-3	0	0	0	-7	09:30	165	158	
09:45	103	35	7	5	1	1	0	152	104	35	6	8	1	1	0	155	1	0	-1	3	0	0	0	3	09:45	152	155	
<b>Total</b>	<b>1428</b>	<b>455</b>	<b>87</b>	<b>76</b>	<b>31</b>	<b>6</b>	<b>4</b>	<b>2087</b>	<b>1423</b>	<b>455</b>	<b>87</b>	<b>76</b>	<b>31</b>	<b>6</b>	<b>3</b>	<b>2081</b>	<b>-5</b>	<b>0</b>	<b>0</b>	<b>0</b>	<b>0</b>	<b>0</b>	<b>-1</b>	<b>-6</b>				
																		0%	0%	0%	0%	0%	0%	-25%	0%			
16:00	355	55	5	2	2	1	0	420	351	53	4	3	2	1	0	414	-4	-2	-1	1	0	0	0	-6	16:00	420	414	
16:15	280	50	4	4	3	1	1	343	299	50	4	4	3	2	1	363	19	0	0	0	0	1	0	20	16:15	343	363	
16:30	330	39	2	0	4	1	0	376	303	37	3	0	4	0	0	347	-27	-2	1	0	0	-1	0	-29	16:30	376	347	
16:45	315	50	4	1	0	0	0	370	305	50	4	0	0	1	0	360	-10	0	0	-1	0	1	0	-10	16:45	370	360	
17:00	368	39	1	0	2	2	0	412	380	41	0	0	0	1	0	423	12	2	-1	0	-1	-1	0	11	17:00	412	423	
17:15	346	25	1	3	2	4	0	381	369	23	1	3	2	2	0	400	23	-2	0	0	0	-2	0	19	17:15	381	400	
17:30	351	31	1	0	1	3	0	387	346	30	1	0	1	3	0	381	-5	-1	0	0	0	0	0	-6	17:30	387	381	
17:45	264	21	0	0	3	1	0	289	259	21	0	0	1	1	0	282	-5	0	0	0	-2	0	0	-7	17:45	289	282	
18:00	272	17	1	1	1	2	0	294	277	16	1	1	3	3	0	301	5	-1	0	0	2	1	0	7	18:00	294	301	
18:15	252	10	0	1	3	1	0	267	248	11	1	0	3	1	0	264	-4	1	1	-1	0	0	0	-3	18:15	267	264	
18:30	192	9	1	1	3	2	0	208	199	14	0	1	3	3	0	220	7	5	-1	0	0	1	0	12	18:30	208	220	
18:45	157	11	0	1	0	0	0	169	151	11	0	2	0	1	0	165	-6	0	0	1	0	1	0	-4	18:45	169	165	
<b>Total</b>	<b>3482</b>	<b>357</b>	<b>20</b>	<b>14</b>	<b>24</b>	<b>18</b>	<b>1</b>	<b>3916</b>	<b>3487</b>	<b>357</b>	<b>19</b>	<b>14</b>	<b>23</b>	<b>19</b>	<b>1</b>	<b>3920</b>	<b>5</b>	<b>0</b>	<b>-1</b>	<b>0</b>	<b>-1</b>	<b>1</b>	<b>0</b>	<b>4</b>				
																	0%	0%	-5%	0%	-4%	6%	0%	0%				

Please note: A positive value above indicates that there is a gain in vehicles between the sites

# Intelligent Data Collection Limited



Client: Mott McDonald  
 Project Number: ID06180  
 Site Comparison: Site 12 to 13  
 Date of Survey: 07.12.2021



**Additional Comments**  
 Sites adjacent.

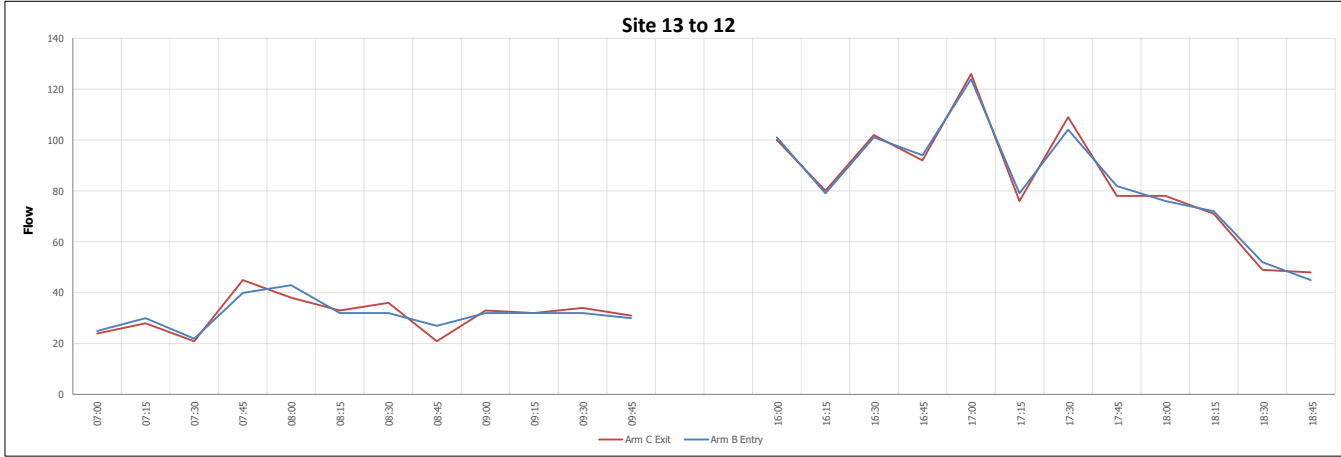
Time	Site 12 Arm B Exit								Site 13 Arm C Entry								Difference (Entry minus Exit)							Graph Data				
	Cars	LGV	OGV1	OGV2	Buses	M/C	Cycle	Total	Cars	LGV	OGV1	OGV2	Buses	M/C	Cycle	Total	Cars	LGV	OGV1	OGV2	Buses	M/C	Cycle	Total	Time	Exit	Entry	
07:00	44	18	2	6	0	0	0	70	43	18	2	6	0	0	0	69	-1	0	0	0	0	0	0	-1	07:00	70	69	
07:15	56	21	5	2	2	2	0	88	56	23	5	2	2	2	0	90	0	2	0	0	0	0	0	2	07:15	88	90	
07:30	60	20	5	5	2	1	0	93	61	20	5	5	2	1	0	94	1	0	0	0	0	0	0	1	07:30	93	94	
07:45	83	12	5	8	1	0	0	109	81	13	5	8	1	0	0	108	-2	1	0	0	0	0	0	-1	07:45	109	108	
08:00	72	19	4	3	1	0	0	99	74	17	4	3	1	0	0	99	2	-2	0	0	0	0	0	0	08:00	99	99	
08:15	112	14	5	4	1	0	1	137	111	15	5	4	1	0	1	137	-1	1	0	0	0	0	0	0	08:15	137	137	
08:30	118	12	3	2	1	0	0	136	118	12	3	2	1	0	0	136	0	0	0	0	0	0	0	0	08:30	136	136	
08:45	133	11	7	2	2	0	2	157	129	11	7	2	2	0	2	153	-4	0	0	0	0	0	0	-4	08:45	157	153	
09:00	116	15	4	3	2	0	0	140	120	15	4	3	2	0	0	144	4	0	0	0	0	0	0	4	09:00	140	144	
09:15	73	10	9	8	4	1	0	105	74	11	9	8	4	2	0	108	1	1	0	0	0	1	0	3	09:15	105	108	
09:30	52	27	5	3	1	1	0	89	51	26	5	3	1	1	0	87	-1	-1	0	0	0	0	0	-2	09:30	89	87	
09:45	38	13	4	5	2	1	0	63	38	12	4	5	2	1	0	62	0	-1	0	0	0	0	0	-1	09:45	63	62	
<b>Total</b>	<b>957</b>	<b>192</b>	<b>58</b>	<b>51</b>	<b>19</b>	<b>6</b>	<b>3</b>	<b>1286</b>	<b>956</b>	<b>193</b>	<b>58</b>	<b>51</b>	<b>19</b>	<b>7</b>	<b>3</b>	<b>1287</b>	<b>-1</b>	<b>1</b>	<b>0</b>	<b>0</b>	<b>0</b>	<b>1</b>	<b>0</b>	<b>1</b>				
																	0%	1%	0%	0%	0%	17%	0%	0%				
16:00	29	13	4	3	0	0	0	49	31	11	4	3	0	0	0	49	2	-2	0	0	0	0	0	0	0	16:00	49	49
16:15	32	6	1	2	4	0	0	45	31	9	1	2	4	0	0	47	-1	3	0	0	0	0	0	2	16:15	45	47	
16:30	40	8	2	2	1	0	0	53	39	8	2	2	1	0	0	52	-1	0	0	0	0	0	0	-1	16:30	53	52	
16:45	28	8	1	2	0	1	0	40	29	7	1	2	0	1	0	40	1	-1	0	0	0	0	0	0	16:45	40	40	
17:00	31	2	0	5	1	1	1	41	30	2	0	5	1	2	0	40	-1	0	0	0	0	1	-1	-1	17:00	41	40	
17:15	29	4	2	3	2	0	0	40	29	4	2	3	2	0	0	40	0	0	0	0	0	0	0	0	17:15	40	40	
17:30	23	3	0	3	1	0	1	31	23	4	0	3	0	0	1	31	0	1	0	0	-1	0	0	0	17:30	31	31	
17:45	19	2	1	5	2	0	0	29	18	2	1	5	3	0	0	29	-1	0	0	0	1	0	0	0	17:45	29	29	
18:00	26	4	0	2	2	0	1	35	28	4	0	1	1	0	1	35	2	0	0	-1	-1	0	0	0	18:00	35	35	
18:15	21	3	1	0	3	0	0	28	21	2	1	1	4	0	0	29	0	-1	0	1	1	0	0	1	18:15	28	29	
18:30	26	1	0	1	5	1	0	34	25	1	0	1	5	1	0	33	-1	0	0	0	0	0	0	-1	18:30	34	33	
18:45	17	3	0	0	8	0	0	28	19	3	0	0	8	0	0	30	2	0	0	0	0	0	0	2	18:45	28	30	
<b>Total</b>	<b>321</b>	<b>57</b>	<b>12</b>	<b>28</b>	<b>29</b>	<b>3</b>	<b>3</b>	<b>453</b>	<b>323</b>	<b>57</b>	<b>12</b>	<b>28</b>	<b>29</b>	<b>4</b>	<b>2</b>	<b>455</b>	<b>2</b>	<b>0</b>	<b>0</b>	<b>0</b>	<b>0</b>	<b>1</b>	<b>-1</b>	<b>2</b>				
																	1%	0%	0%	0%	0%	33%	-33%	0%				

Please note: A positive value above indicates that there is a gain in vehicles between the sites

# Intelligent Data Collection Limited



Client: Mott McDonald  
 Project Number: ID06180  
 Site Comparison: Site 13 to 12  
 Date of Survey: 07.12.2021



**Additional Comments**  
 Sites adjacent.

Site 13									Site 12							Difference (Entry minus Exit)							Graph Data				
Time	Cars	LGV	OGV1	OGV2	Buses	M/C	Cycle	Total	Arm B Entry							Cars	LGV	OGV1	OGV2	Buses	M/C	Cycle	Total	Time	Exit	Entry	
07:00	8	7	4	2	3	0	0	24	8	8	4	2	3	0	0	25	0	1	0	0	0	0	0	1	07:00	24	25
07:15	11	7	4	5	1	0	0	28	14	6	4	5	1	0	30	3	-1	0	0	0	0	0	2	07:15	28	30	
07:30	11	4	2	4	0	0	0	21	11	4	3	4	0	0	22	0	0	1	0	0	0	0	1	07:30	21	22	
07:45	21	10	7	5	2	0	0	45	17	9	7	5	2	0	40	-4	-1	0	0	0	0	0	-5	07:45	45	40	
08:00	15	13	6	4	0	0	0	38	18	16	5	4	0	0	43	3	3	-1	0	0	0	0	5	08:00	38	43	
08:15	13	7	7	6	0	0	0	33	14	5	7	6	0	0	32	1	-2	0	0	0	0	0	-1	08:15	33	32	
08:30	20	7	6	3	0	0	0	36	16	6	7	3	0	0	32	-4	-1	1	0	0	0	0	-4	08:30	36	32	
08:45	12	4	1	4	0	0	0	21	16	6	1	4	0	0	27	4	2	0	0	0	0	0	6	08:45	21	27	
09:00	17	7	5	4	0	0	0	33	18	5	5	4	0	0	32	1	-2	0	0	0	0	0	-1	09:00	33	32	
09:15	14	9	6	2	0	1	0	32	14	10	5	2	0	1	32	0	1	-1	0	0	0	0	0	09:15	32	32	
09:30	8	11	9	6	0	0	0	34	7	10	9	6	0	0	32	-1	-1	0	0	0	0	0	-2	09:30	34	32	
09:45	15	8	7	1	0	0	0	31	13	10	7	0	0	0	30	-2	2	0	-1	0	0	0	-1	09:45	31	30	
<b>Total</b>	<b>165</b>	<b>94</b>	<b>64</b>	<b>46</b>	<b>6</b>	<b>1</b>	<b>0</b>	<b>377</b>	<b>166</b>	<b>95</b>	<b>64</b>	<b>45</b>	<b>6</b>	<b>1</b>	<b>0</b>	<b>1%</b>	<b>1%</b>	<b>0%</b>	<b>-2%</b>	<b>0%</b>	<b>0%</b>	<b>0%</b>	<b>0%</b>	<b>0</b>			
16:00	82	13	3	1	0	1	0	100	84	13	3	0	0	1	101	2	0	0	-1	0	0	0	1	16:00	100	101	
16:15	58	16	4	2	0	0	0	80	56	16	4	3	0	0	79	-2	0	0	1	0	0	0	-1	16:15	80	79	
16:30	88	11	1	0	2	0	0	102	87	11	1	0	2	0	101	-1	0	0	0	0	0	0	-1	16:30	102	101	
16:45	80	10	1	0	0	0	1	92	82	10	1	0	0	1	94	2	0	0	0	0	0	0	2	16:45	92	94	
17:00	116	9	0	0	0	1	0	126	114	9	0	0	0	1	124	-2	0	0	0	0	0	0	-2	17:00	126	124	
17:15	71	3	0	2	0	0	0	76	73	4	0	2	0	0	79	2	1	0	0	0	0	0	3	17:15	76	79	
17:30	99	9	1	0	0	0	0	109	95	8	1	0	0	0	104	-4	-1	0	0	0	0	0	-5	17:30	109	104	
17:45	70	7	0	0	1	0	0	78	73	8	0	0	1	0	82	3	1	0	0	0	0	0	4	17:45	78	82	
18:00	73	4	0	1	0	0	0	78	71	4	0	1	0	0	76	-2	0	0	0	0	0	0	-2	18:00	78	76	
18:15	66	2	0	1	0	2	0	71	67	2	0	1	0	2	72	1	0	0	0	0	0	0	1	18:15	71	72	
18:30	47	0	0	1	0	1	0	49	50	0	0	1	0	1	52	3	0	0	0	0	0	0	3	18:30	49	52	
18:45	44	3	0	1	0	0	0	48	41	3	0	1	0	0	45	-3	0	0	0	0	0	0	-3	18:45	48	45	
<b>Total</b>	<b>894</b>	<b>87</b>	<b>10</b>	<b>9</b>	<b>3</b>	<b>5</b>	<b>1</b>	<b>1009</b>	<b>893</b>	<b>88</b>	<b>10</b>	<b>9</b>	<b>3</b>	<b>5</b>	<b>1</b>	<b>0%</b>	<b>-1%</b>	<b>0%</b>	<b>0%</b>	<b>0%</b>	<b>0%</b>	<b>0%</b>	<b>0%</b>	<b>0</b>			

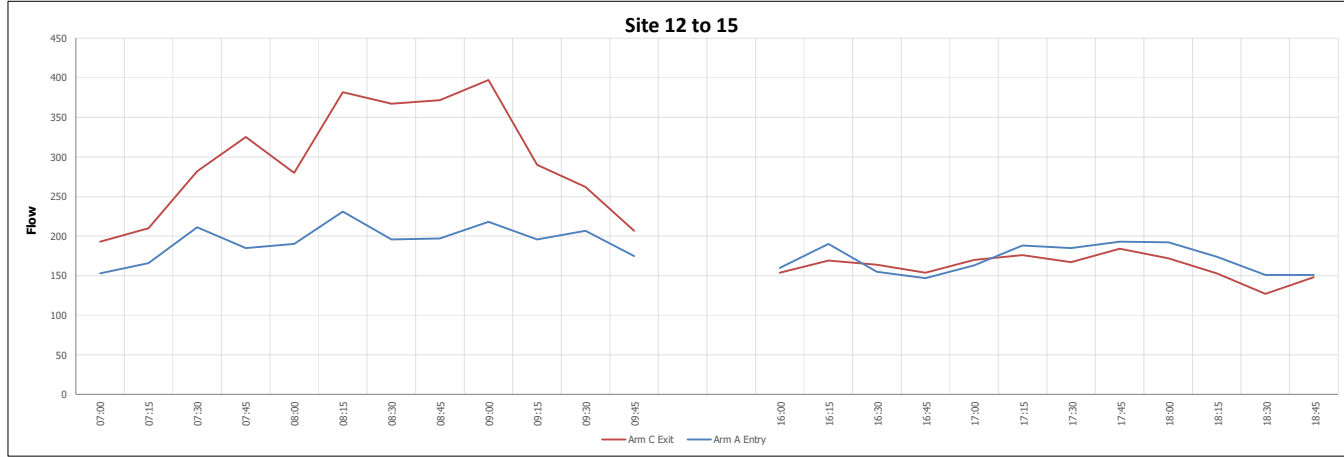
Please note: A positive value above indicates that there is a gain in vehicles between the sites



# Intelligent Data Collection Limited



Client: Mott McDonald  
 Project Number: ID06180  
 Site Comparison: Site 12 to 15  
 Date of Survey: 07.12.2021



**Additional Comments**  
 Junction between sites.

Time	Site 12 Arm C Exit								Site 15 Arm A Entry								Difference (Entry minus Exit)							Graph Data				
	Cars	LGV	OGV1	OGV2	Buses	M/C	Cycle	Total	Cars	LGV	OGV1	OGV2	Buses	M/C	Cycle	Total	Cars	LGV	OGV1	OGV2	Buses	M/C	Cycle	Total	Time	Exit	Entry	
07:00	139	45	1	4	3	1	0	193	92	44	3	3	10	1	0	153	-47	-1	2	-1	7	0	0	-40	07:00	193	153	
07:15	157	47	3	0	2	1	0	210	106	45	6	3	4	1	1	166	-51	-2	3	3	2	0	1	-44	07:15	210	166	
07:30	213	62	2	1	3	1	0	282	150	54	2	0	4	1	0	211	-63	-8	0	-1	1	0	0	-71	07:30	282	211	
07:45	249	66	5	3	1	1	0	325	133	45	3	2	2	0	0	185	-116	-21	-2	-1	1	-1	0	-140	07:45	325	185	
08:00	224	48	3	1	2	2	0	280	122	56	5	2	4	1	0	190	-102	8	2	1	2	-1	0	-90	08:00	280	190	
08:15	321	46	7	2	4	2	0	382	179	42	5	2	3	0	0	231	-142	-4	-2	0	-1	-2	0	-151	08:15	382	231	
08:30	309	44	5	7	2	2	0	367	144	37	4	4	5	1	1	196	-165	-7	-1	-3	3	1	1	-171	08:30	367	196	
08:45	319	46	5	0	1	1	0	372	151	37	4	0	2	0	3	197	-168	-9	-1	0	1	-1	3	-175	08:45	372	197	
09:00	346	42	5	0	2	2	0	397	178	32	3	1	3	0	1	218	-168	-10	-2	1	1	-2	1	-179	09:00	397	218	
09:15	242	41	2	0	3	2	0	290	149	39	4	0	4	0	0	196	-93	-2	2	0	1	-2	0	-94	09:15	290	196	
09:30	204	39	15	2	1	1	0	262	155	35	11	2	3	1	0	207	-49	-4	-4	0	2	0	0	-55	09:30	262	207	
09:45	162	29	6	5	1	4	0	207	126	30	6	6	4	3	0	175	-36	1	0	1	3	-1	0	-32	09:45	207	175	
<b>Total</b>	<b>2885</b>	<b>555</b>	<b>59</b>	<b>25</b>	<b>25</b>	<b>18</b>	<b>0</b>	<b>3567</b>	<b>1685</b>	<b>496</b>	<b>56</b>	<b>25</b>	<b>48</b>	<b>9</b>	<b>6</b>	<b>2325</b>	<b>-1200</b>	<b>-59</b>	<b>-3</b>	<b>0</b>	<b>23</b>	<b>-9</b>	<b>6</b>	<b>-1242</b>				
																		<b>-42%</b>	<b>-11%</b>	<b>-5%</b>	<b>0%</b>	<b>92%</b>	<b>-50%</b>	<b>0%</b>	<b>-35%</b>			
16:00	126	25	0	0	3	0	0	154	130	23	1	0	3	0	3	160	4	-2	1	0	0	0	3	6	16:00	154	160	
16:15	137	31	1	0	0	0	0	169	157	30	0	0	2	1	0	190	20	-1	-1	0	2	1	0	21	16:15	169	190	
16:30	128	33	0	2	1	0	0	164	122	27	0	1	3	0	2	155	-6	-6	0	-1	2	0	2	-9	16:30	164	155	
16:45	127	23	0	0	1	2	1	154	120	21	0	0	1	2	3	147	-7	-2	0	0	0	0	2	-7	16:45	154	147	
17:00	149	19	1	0	1	1	0	170	135	23	0	0	2	1	2	163	-14	4	-1	0	1	1	2	-7	17:00	170	163	
17:15	151	20	0	0	2	3	0	176	157	20	0	1	4	2	4	188	6	0	0	1	2	-1	4	12	17:15	176	188	
17:30	141	21	1	1	1	2	0	167	154	21	1	0	1	3	5	185	13	0	0	-1	0	1	5	18	17:30	167	185	
17:45	162	16	0	3	2	0	1	184	165	17	1	2	5	0	3	193	3	1	1	-1	3	0	2	9	17:45	184	193	
18:00	156	10	1	1	2	2	0	172	164	15	0	1	3	2	7	192	8	5	-1	0	1	0	7	20	18:00	172	192	
18:15	132	13	1	2	1	3	1	153	152	12	1	2	1	3	3	174	20	-1	0	0	0	0	2	21	18:15	153	174	
18:30	111	11	0	1	0	1	3	127	128	12	0	0	4	2	5	151	17	1	0	-1	4	1	2	24	18:30	127	151	
18:45	131	14	0	1	2	0	0	148	132	14	0	1	1	0	3	151	1	0	0	0	-1	0	3	3	18:45	148	151	
<b>Total</b>	<b>1651</b>	<b>236</b>	<b>5</b>	<b>11</b>	<b>16</b>	<b>13</b>	<b>6</b>	<b>1938</b>	<b>1716</b>	<b>235</b>	<b>4</b>	<b>8</b>	<b>30</b>	<b>16</b>	<b>40</b>	<b>2049</b>	<b>65</b>	<b>-1</b>	<b>-1</b>	<b>-3</b>	<b>14</b>	<b>3</b>	<b>34</b>	<b>11</b>				
																		<b>4%</b>	<b>0%</b>	<b>-20%</b>	<b>-27%</b>	<b>88%</b>	<b>23%</b>	<b>567%</b>	<b>6%</b>			

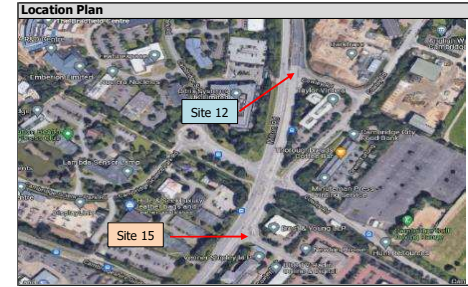
Please note: A positive value above indicates that there is a gain in vehicles between the sites



# Intelligent Data Collection Limited



Client: Mott McDonald  
 Project Number: ID06180  
 Site Comparison: Site 15 to 12  
 Date of Survey: 07.12.2021



**Additional Comments**  
 Junction between sites.

Time	Site 15								Site 12								Difference (Entry minus Exit)								Graph Data		
	Cars	LGV	OGV1	OGV2	Buses	M/C	Cycle	Total	Cars	LGV	OGV1	OGV2	Buses	M/C	Cycle	Total	Cars	LGV	OGV1	OGV2	Buses	M/C	Cycle	Total	Time	Exit	Entry
07:00	73	17	1	1	1	0	5	98	66	18	1	4	0	0	2	91	-7	1	0	3	-1	0	-3	-7	07:00	98	91
07:15	90	37	2	3	2	2	0	136	92	38	1	6	2	2	0	141	2	1	-1	3	0	0	0	5	07:15	136	141
07:30	93	43	8	5	3	3	1	156	98	40	5	1	3	1	0	148	5	-3	-3	-4	0	-2	-1	-8	07:30	156	148
07:45	154	39	9	2	4	0	5	213	134	32	9	2	3	1	0	181	-20	-7	0	0	-1	1	-5	-32	07:45	213	181
08:00	165	50	6	5	4	2	5	237	127	42	4	2	3	1	0	179	-38	-8	-2	-3	-1	-1	-5	-58	08:00	237	179
08:15	162	34	2	2	5	1	4	210	161	33	3	2	7	0	1	207	-1	-1	1	0	2	-1	-3	-3	08:15	210	207
08:30	163	28	4	0	4	0	6	205	167	30	5	2	4	0	0	208	4	2	1	2	0	0	-6	3	08:30	205	208
08:45	148	33	8	2	0	0	15	206	147	34	7	2	1	0	3	194	-1	1	-1	0	1	0	-12	-12	08:45	206	194
09:00	163	39	8	4	4	0	16	234	163	40	10	3	4	0	1	221	0	1	2	-1	0	0	-15	-13	09:00	234	221
09:15	142	40	6	4	8	1	2	203	123	39	7	2	7	0	0	178	-19	-1	1	-2	-1	-1	-2	-25	09:15	203	178
09:30	118	40	4	1	3	0	2	168	115	44	7	1	4	0	0	171	-3	4	3	0	1	0	-2	3	09:30	168	171
09:45	107	31	4	2	3	2	2	151	104	30	3	5	2	2	0	146	-3	-1	-1	3	-1	0	-2	-5	09:45	151	146
<b>Total</b>	<b>1578</b>	<b>431</b>	<b>62</b>	<b>31</b>	<b>41</b>	<b>11</b>	<b>63</b>	<b>2217</b>	<b>1497</b>	<b>420</b>	<b>62</b>	<b>32</b>	<b>40</b>	<b>7</b>	<b>7</b>	<b>2065</b>	<b>-81</b>	<b>-11</b>	<b>0</b>	<b>1</b>	<b>-1</b>	<b>-4</b>	<b>-56</b>	<b>-152</b>			
																	<b>-5%</b>	<b>-3%</b>	<b>0%</b>	<b>3%</b>	<b>-2%</b>	<b>-36%</b>	<b>-89%</b>	<b>-7%</b>			
16:00	166	37	2	3	2	0	1	211	291	50	3	2	2	0	0	348	125	13	1	-1	0	0	-1	137	16:00	211	348
16:15	152	32	0	0	4	1	0	189	241	37	0	1	6	1	1	287	89	5	0	1	2	0	1	98	16:15	189	287
16:30	172	33	4	0	3	0	0	212	268	32	2	0	3	1	0	306	96	-1	-2	0	0	1	0	94	16:30	212	306
16:45	138	38	3	1	2	3	0	185	255	41	4	1	0	1	0	302	117	3	1	0	-2	-2	0	117	16:45	185	302
17:00	189	28	2	0	3	2	1	225	286	32	1	1	3	1	1	325	97	4	-1	1	0	-1	0	100	17:00	225	325
17:15	173	19	0	0	3	1	3	199	300	22	1	1	4	4	0	332	127	3	1	1	1	3	-3	133	17:15	199	332
17:30	132	20	0	0	2	2	2	158	282	25	0	0	2	3	1	313	150	5	0	0	0	1	-1	155	17:30	158	313
17:45	126	11	0	0	3	1	1	142	217	15	0	0	3	1	0	236	91	4	0	0	0	0	-1	94	17:45	142	236
18:00	144	6	1	0	2	0	1	154	228	14	1	0	2	2	1	248	84	8	0	0	0	2	0	94	18:00	154	248
18:15	137	9	1	0	5	0	0	152	200	10	1	0	5	0	0	216	63	1	0	0	0	0	0	64	18:15	152	216
18:30	125	9	0	1	5	5	0	145	168	9	1	0	5	1	0	184	43	0	1	-1	0	-4	0	39	18:30	145	184
18:45	96	9	0	0	4	1	1	111	129	9	0	0	4	0	0	142	33	0	0	0	0	-1	-1	31	18:45	111	142
<b>Total</b>	<b>1750</b>	<b>251</b>	<b>13</b>	<b>5</b>	<b>38</b>	<b>16</b>	<b>10</b>	<b>2083</b>	<b>2865</b>	<b>296</b>	<b>14</b>	<b>6</b>	<b>39</b>	<b>15</b>	<b>4</b>	<b>3239</b>	<b>1115</b>	<b>45</b>	<b>1</b>	<b>1</b>	<b>1</b>	<b>-1</b>	<b>-6</b>	<b>1156</b>			
																	<b>64%</b>	<b>18%</b>	<b>8%</b>	<b>20%</b>	<b>3%</b>	<b>-6%</b>	<b>-60%</b>	<b>55%</b>			

Please note: A positive value above indicates that there is a gain in vehicles between the sites

# Intelligent Data Collection Limited



Client: Mott McDonald  
 Project Number: ID06180  
 Site Comparison: Site 15 to 18  
 Date of Survey: 07.12.2021



**Additional Comments**  
 Junction, side road and access roads between sites.

Time	Site 15								Site 18								Difference (Entry minus Exit)								Graph Data		
	Cars	LGV	OGV1	OGV2	Buses	M/C	Cycle	Total	Cars	LGV	OGV1	OGV2	Buses	M/C	Cycle	Total	Cars	LGV	OGV1	OGV2	Buses	M/C	Cycle	Total	Time	Exit	Entry
07:00	89	43	3	3	10	1	0	149	89	41	2	2	9	1	5	149	0	-2	-1	-1	-1	0	5	0	07:00	149	149
07:15	95	45	6	3	4	1	1	155	85	44	4	4	6	1	4	148	-10	-1	-2	1	2	0	3	-7	07:15	155	148
07:30	145	52	2	0	4	1	0	204	139	55	3	0	5	1	6	209	-6	3	1	0	1	0	6	5	07:30	204	209
07:45	127	45	3	2	2	0	0	179	120	51	4	3	5	1	8	192	-7	6	1	1	3	1	8	13	07:45	179	192
08:00	110	54	5	2	4	1	0	176	99	40	7	2	5	1	6	160	-11	-14	2	0	1	0	6	-16	08:00	176	160
08:15	141	40	5	2	3	0	0	191	155	50	5	3	6	1	8	228	14	10	0	1	3	1	8	37	08:15	191	228
08:30	115	37	4	4	5	1	1	167	112	35	3	3	6	1	13	173	-3	-2	-1	-1	1	0	12	6	08:30	167	173
08:45	119	36	4	0	2	0	3	164	116	35	4	0	2	1	11	169	-3	-1	0	0	0	1	8	5	08:45	164	169
09:00	148	32	3	1	3	0	1	188	136	31	2	1	4	0	3	177	-12	-1	-1	0	1	0	2	-11	09:00	188	177
09:15	128	41	4	0	4	0	0	177	122	34	4	0	4	0	5	169	-6	-7	0	0	0	0	5	-8	09:15	177	169
09:30	142	34	11	2	3	1	0	193	127	36	8	3	5	1	6	186	-15	2	-3	1	2	0	6	-7	09:30	193	186
09:45	117	30	6	6	4	3	0	166	139	32	8	5	4	2	3	193	22	2	2	-1	0	-1	3	27	09:45	166	193
<b>Total</b>	<b>1476</b>	<b>489</b>	<b>56</b>	<b>25</b>	<b>48</b>	<b>9</b>	<b>6</b>	<b>2109</b>	<b>1439</b>	<b>484</b>	<b>54</b>	<b>26</b>	<b>61</b>	<b>11</b>	<b>78</b>	<b>2153</b>	<b>-37</b>	<b>-5</b>	<b>-2</b>	<b>1</b>	<b>13</b>	<b>2</b>	<b>72</b>	<b>44</b>			
																	<b>-3%</b>	<b>-1%</b>	<b>-4%</b>	<b>4%</b>	<b>27%</b>	<b>22%</b>	<b>1200%</b>	<b>2%</b>			
16:00	135	23	1	0	3	0	3	165	129	22	0	0	3	0	6	160	-6	-1	-1	0	0	0	3	-5	16:00	165	160
16:15	158	29	0	0	2	1	1	191	142	24	1	0	3	0	6	176	-16	-5	1	0	1	-1	5	-15	16:15	191	176
16:30	122	27	0	1	3	0	2	155	138	25	0	1	3	0	12	179	16	-2	0	0	0	0	10	24	16:30	155	179
16:45	124	21	0	0	1	2	2	150	127	19	0	0	5	2	0	153	3	-2	0	0	4	0	-2	3	16:45	150	153
17:00	136	22	0	0	2	1	4	165	131	23	0	0	2	1	12	169	-5	1	0	0	0	0	8	4	17:00	165	169
17:15	166	20	0	1	4	2	4	197	161	19	0	0	3	2	19	204	-5	-1	0	-1	-1	0	15	7	17:15	197	204
17:30	152	21	1	0	1	3	6	184	152	18	0	1	3	2	19	195	0	-3	-1	1	2	-1	13	11	17:30	184	195
17:45	168	17	1	2	5	0	7	200	168	21	1	1	6	0	17	214	0	4	0	-1	1	0	10	14	17:45	200	214
18:00	171	15	0	1	3	2	7	199	165	15	0	1	3	2	26	212	-6	0	0	0	0	0	19	13	18:00	199	212
18:15	153	13	1	2	1	3	3	176	146	13	1	2	3	4	15	184	-7	0	0	0	2	1	12	8	18:15	176	184
18:30	128	12	0	0	4	2	8	154	133	14	0	0	5	2	17	171	5	2	0	0	1	0	9	17	18:30	154	171
18:45	136	14	0	1	1	0	3	155	133	16	0	1	1	0	7	158	-3	2	0	0	0	0	4	3	18:45	155	158
<b>Total</b>	<b>1749</b>	<b>234</b>	<b>4</b>	<b>8</b>	<b>30</b>	<b>16</b>	<b>50</b>	<b>2091</b>	<b>1725</b>	<b>229</b>	<b>3</b>	<b>7</b>	<b>40</b>	<b>15</b>	<b>156</b>	<b>2175</b>	<b>-24</b>	<b>-5</b>	<b>-1</b>	<b>-1</b>	<b>10</b>	<b>-1</b>	<b>106</b>	<b>84</b>			
																	<b>-1%</b>	<b>-2%</b>	<b>-25%</b>	<b>-13%</b>	<b>33%</b>	<b>-6%</b>	<b>212%</b>	<b>4%</b>			

Please note: A positive value above indicates that there is a gain in vehicles between the sites

# Intelligent Data Collection Limited



Client: Mott McDonald  
 Project Number: ID06180  
 Site Comparison: Site 18 to 15  
 Date of Survey: 07.12.2021



**Additional Comments**  
 Junction, side road and access roads between sites.

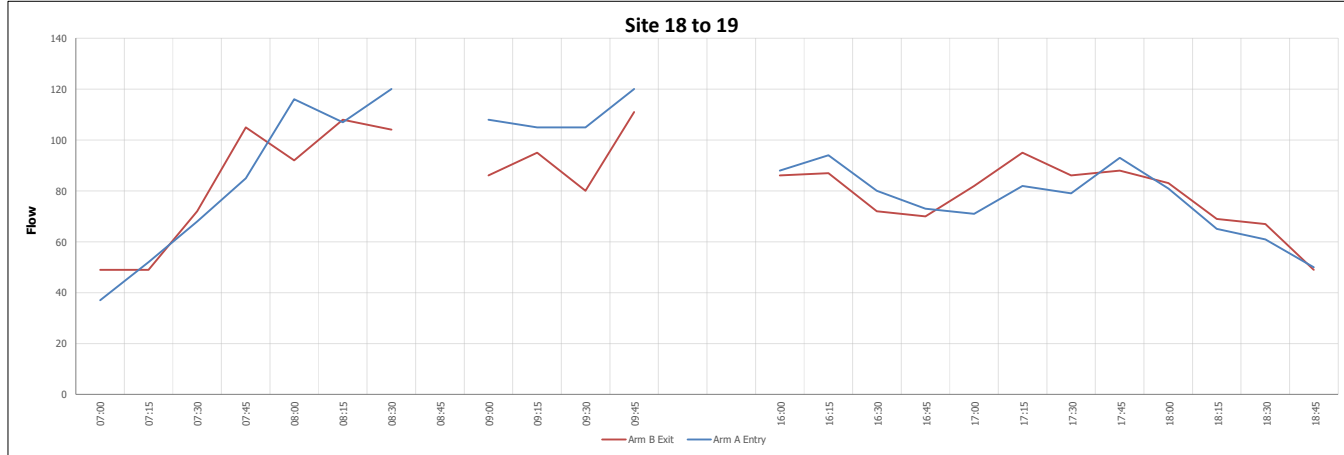
Time	Site 18 Arm A Exit								Site 15 Arm C Entry								Difference (Entry minus Exit)							Graph Data			
	Cars	LGV	OGV1	OGV2	Buses	M/C	Cycle	Total	Cars	LGV	OGV1	OGV2	Buses	M/C	Cycle	Total	Cars	LGV	OGV1	OGV2	Buses	M/C	Cycle	Total	Time	Exit	Entry
07:00	63	18	1	1	3	0	1	87	71	17	1	1	1	0	5	96	8	-1	0	0	-2	0	4	9	07:00	87	96
07:15	107	35	2	1	1	3	2	151	92	37	3	3	2	2	0	139	-15	2	1	2	1	-1	-2	-12	07:15	151	139
07:30	93	41	8	4	5	2	1	154	93	43	8	5	3	3	1	156	0	2	0	1	-2	1	0	2	07:30	154	156
07:45	119	34	7	1	4	0	15	180	153	38	8	2	4	0	5	210	34	4	1	1	0	0	-10	30	07:45	180	210
08:00	131	42	5	4	5	0	9	196	166	50	6	5	4	2	6	239	35	8	1	1	-1	2	-3	43	08:00	196	239
08:15	147	30	2	2	4	1	17	203	164	33	2	2	5	1	4	211	17	3	0	0	1	0	-13	8	08:15	203	211
08:30	168	28	4	0	5	1	24	230	169	28	4	0	4	0	11	216	1	0	0	0	-1	-1	-13	-14	08:30	230	216
08:45	148	36	8	4	2	1	34	233	152	35	8	2	0	0	21	218	4	-1	0	-2	-2	-1	-13	-15	08:45	233	218
09:00	162	38	6	2	4	0	47	259	164	38	8	4	4	0	21	239	2	0	2	2	0	0	-26	-20	09:00	259	239
09:15	140	37	5	3	9	1	13	208	150	40	6	4	8	1	2	211	10	3	1	1	-1	0	-11	3	09:15	208	211
09:30	126	37	4	0	5	0	8	180	118	40	4	1	3	0	5	171	-8	3	0	1	-2	0	-3	-9	09:30	180	171
09:45	113	30	5	2	4	3	11	168	109	30	4	2	3	2	4	154	-4	0	-1	0	-1	-1	-7	-14	09:45	168	154
<b>Total</b>	<b>1517</b>	<b>406</b>	<b>57</b>	<b>24</b>	<b>51</b>	<b>12</b>	<b>182</b>	<b>2249</b>	<b>1601</b>	<b>429</b>	<b>62</b>	<b>31</b>	<b>41</b>	<b>11</b>	<b>85</b>	<b>2260</b>	<b>84</b>	<b>23</b>	<b>5</b>	<b>7</b>	<b>-10</b>	<b>-1</b>	<b>-97</b>	<b>11</b>			
																	<b>6%</b>	<b>6%</b>	<b>9%</b>	<b>29%</b>	<b>-20%</b>	<b>-8%</b>	<b>-53%</b>	<b>0%</b>			
16:00	148	37	4	1	4	1	5	200	158	37	2	3	2	0	1	203	10	0	-2	2	-2	-1	-4	3	16:00	200	203
16:15	136	27	0	0	4	1	3	171	137	31	0	0	4	1	1	174	1	4	0	0	0	0	-2	3	16:15	171	174
16:30	145	29	4	0	4	0	0	182	162	31	4	0	3	0	0	200	17	2	0	0	-1	0	0	18	16:30	182	200
16:45	134	34	1	1	4	2	1	177	127	37	3	1	2	3	0	173	-7	3	2	0	-2	1	-1	-4	16:45	177	173
17:00	169	24	0	1	3	1	5	203	163	28	2	0	3	2	1	199	-6	4	2	-1	0	1	-4	-4	17:00	203	199
17:15	152	21	0	0	4	0	3	180	150	19	0	0	3	1	3	176	-2	-2	0	0	-1	1	0	-4	17:15	180	176
17:30	123	16	0	0	4	2	6	151	120	20	0	0	2	2	2	146	-3	4	0	0	-2	0	-4	-5	17:30	151	146
17:45	109	12	0	0	4	2	2	129	112	11	0	0	3	1	1	128	3	-1	0	0	-1	-1	-1	-1	17:45	129	128
18:00	123	9	0	0	2	1	2	137	127	6	1	0	2	0	1	137	4	-3	1	0	0	-1	-1	0	18:00	137	137
18:15	128	8	1	0	8	0	1	146	125	9	1	0	5	0	0	140	-3	1	0	0	-3	0	-1	-6	18:15	146	140
18:30	111	14	0	0	6	2	2	135	122	9	0	1	5	5	0	142	11	-5	0	1	-1	3	-2	7	18:30	135	142
18:45	88	8	0	0	5	1	3	105	85	9	0	0	4	1	1	100	-3	1	0	0	-1	0	-2	-5	18:45	105	100
<b>Total</b>	<b>1566</b>	<b>239</b>	<b>10</b>	<b>3</b>	<b>52</b>	<b>13</b>	<b>33</b>	<b>1916</b>	<b>1588</b>	<b>247</b>	<b>13</b>	<b>5</b>	<b>38</b>	<b>16</b>	<b>11</b>	<b>1918</b>	<b>22</b>	<b>8</b>	<b>3</b>	<b>2</b>	<b>-14</b>	<b>3</b>	<b>-22</b>	<b>2</b>			
																	<b>1%</b>	<b>3%</b>	<b>30%</b>	<b>67%</b>	<b>-27%</b>	<b>23%</b>	<b>-67%</b>	<b>0%</b>			

Please note: A positive value above indicates that there is a gain in vehicles between the sites

# Intelligent Data Collection Limited



Client: Mott McDonald  
 Project Number: ID06180  
 Site Comparison: Site 18 to 19  
 Date of Survey: 07.12.2021



**Additional Comments**  
 Multiple side roads with through access between sites.

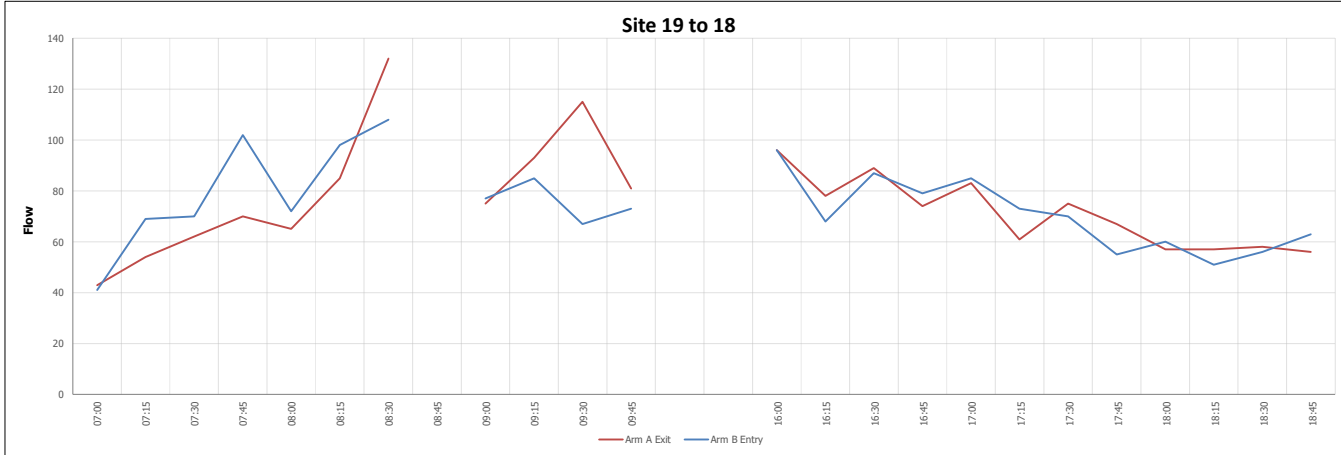
Time	Site 18								Site 19								Difference (Entry minus Exit)								Graph Data			
	Cars	LGV	OGV1	OGV2	Buses	M/C	Cycle	Total	Cars	LGV	OGV1	OGV2	Buses	M/C	Cycle	Total	Cars	LGV	OGV1	OGV2	Buses	M/C	Cycle	Total	Time	Exit	Entry	
07:00	30	14	1	1	0	1	2	49	24	6	0	1	1	1	4	37	-6	-8	-1	0	1	0	2	-12	07:00	49	37	
07:15	27	20	0	0	2	0	0	49	25	19	0	0	1	0	7	52	-2	-1	0	0	-1	0	7	3	07:15	49	52	
07:30	45	22	1	0	1	0	3	72	37	20	0	0	1	0	10	68	-8	-2	-1	0	0	0	7	-4	07:30	72	68	
07:45	72	26	1	1	0	0	5	105	40	26	1	0	1	0	17	85	-32	0	0	-1	1	0	12	-20	07:45	105	85	
08:00	66	22	1	0	1	2	0	92	67	26	0	0	1	0	22	116	1	4	-1	0	0	-2	22	24	08:00	92	116	
08:15	69	24	5	1	1	1	7	108	57	26	3	0	1	1	19	107	-12	2	-2	-1	0	0	12	-1	08:15	108	107	
08:30	73	24	0	1	2	0	4	104	61	23	0	2	1	0	33	120	-12	-1	0	1	-1	0	29	16	08:30	104	120	
08:45																										08:45		
09:00	64	16	1	1	1	0	3	86	70	19	1	0	0	0	18	108	6	3	0	-1	-1	0	15	22	09:00	86	108	
09:15	71	20	1	1	1	0	1	95	65	17	1	0	2	1	19	105	-6	-3	0	-1	1	1	18	10	09:15	95	105	
09:30	52	24	2	0	1	1	0	80	66	20	0	1	0	1	17	105	14	-4	-2	1	-1	0	17	25	09:30	80	105	
09:45	75	25	4	4	1	0	2	111	67	21	0	0	1	0	31	120	-8	-4	-4	-4	0	0	29	9	09:45	111	120	
<b>Total</b>	<b>644</b>	<b>237</b>	<b>17</b>	<b>10</b>	<b>11</b>	<b>5</b>	<b>27</b>	<b>951</b>	<b>579</b>	<b>223</b>	<b>6</b>	<b>4</b>	<b>10</b>	<b>4</b>	<b>197</b>	<b>1023</b>	<b>-65</b>	<b>-14</b>	<b>-11</b>	<b>-6</b>	<b>-1</b>	<b>-1</b>	<b>170</b>	<b>72</b>				
																	<b>-10%</b>	<b>-6%</b>	<b>-65%</b>	<b>-60%</b>	<b>-9%</b>	<b>-20%</b>	<b>630%</b>	<b>8%</b>				
16:00	61	21	0	0	1	2	1	86	60	14	0	0	1	4	9	88	-1	-7	0	0	0	2	8	2	16:00	86	88	
16:15	68	13	2	0	1	0	3	87	69	14	1	0	0	1	9	94	1	1	-1	0	-1	1	6	7	16:15	87	94	
16:30	51	15	0	0	1	0	5	72	54	11	1	0	2	0	12	80	3	-4	1	0	1	0	7	8	16:30	72	80	
16:45	61	7	1	0	1	0	0	70	58	9	0	0	1	0	5	73	-3	2	-1	0	0	0	5	3	16:45	70	73	
17:00	60	12	0	0	1	0	9	82	53	10	0	0	1	0	7	71	-7	-2	0	0	0	0	-2	-11	17:00	82	71	
17:15	69	14	0	0	1	1	10	95	61	13	0	0	0	1	7	82	-8	-1	0	0	-1	0	-3	-13	17:15	95	82	
17:30	72	8	0	1	1	1	3	86	58	6	0	0	2	2	11	79	-14	-2	0	-1	1	1	8	-7	17:30	86	79	
17:45	68	10	1	1	1	1	6	88	73	6	1	0	1	2	10	93	5	-4	0	-1	0	1	4	5	17:45	88	93	
18:00	68	7	0	1	1	0	6	83	59	7	0	0	1	0	14	81	-9	0	0	-1	0	0	8	-2	18:00	83	81	
18:15	56	6	1	1	1	0	4	69	47	9	0	0	1	0	8	65	-9	3	-1	-1	0	0	4	-4	18:15	69	65	
18:30	57	5	0	0	1	0	4	67	42	5	0	0	1	1	12	61	-15	0	0	0	0	1	8	-6	18:30	67	61	
18:45	37	7	0	1	0	0	4	49	35	7	0	0	0	0	8	50	-2	0	0	-1	0	0	4	1	18:45	49	50	
<b>Total</b>	<b>728</b>	<b>125</b>	<b>5</b>	<b>5</b>	<b>11</b>	<b>5</b>	<b>55</b>	<b>934</b>	<b>669</b>	<b>111</b>	<b>3</b>	<b>0</b>	<b>11</b>	<b>11</b>	<b>112</b>	<b>917</b>	<b>-59</b>	<b>-14</b>	<b>-2</b>	<b>-5</b>	<b>0</b>	<b>6</b>	<b>57</b>	<b>-17</b>				
																	<b>-8%</b>	<b>-11%</b>	<b>-40%</b>	<b>-100%</b>	<b>0%</b>	<b>120%</b>	<b>104%</b>	<b>-2%</b>				

Please note: A positive value above indicates that there is a gain in vehicles between the sites

# Intelligent Data Collection Limited



Client: Mott McDonald  
 Project Number: ID06180  
 Site Comparison: Site 19 to 18  
 Date of Survey: 07.12.2021



**Additional Comments**  
 Multiple side roads with through access between sites.

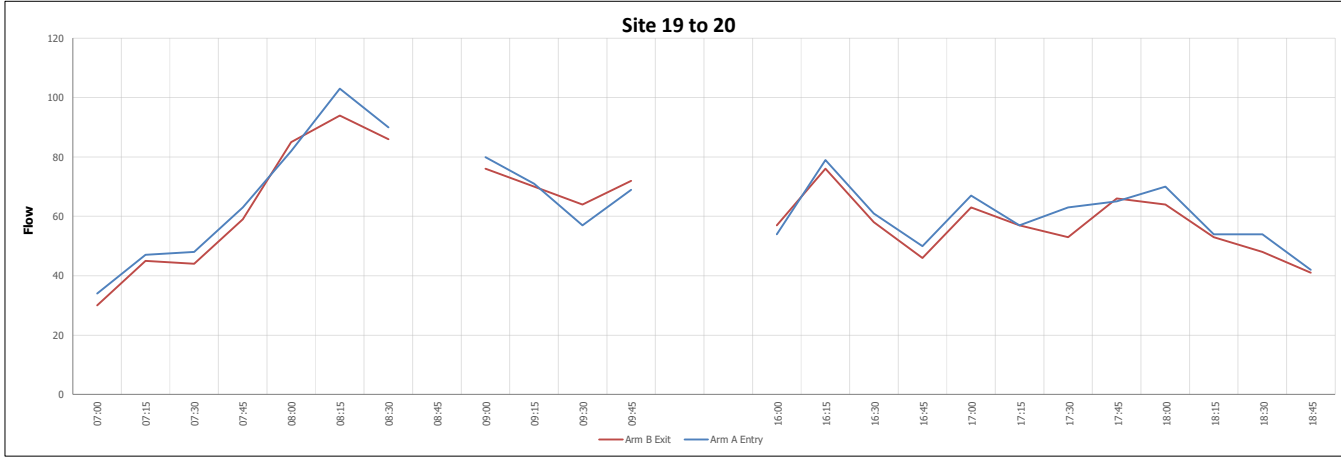
Time	Site 19								Site 18								Difference (Entry minus Exit)							Graph Data				
	Cars	LGV	OGV1	OGV2	Buses	M/C	Cycle	Total	Cars	LGV	OGV1	OGV2	Buses	M/C	Cycle	Total	Cars	LGV	OGV1	OGV2	Buses	M/C	Cycle	Total	Time	Exit	Entry	
07:00	25	13	0	0	1	1	4	43	27	13	0	0	1	0	0	41	2	0	0	0	0	0	-4	-2	07:00	43	41	
07:15	30	18	1	1	1	1	2	54	43	19	0	1	0	2	4	69	13	1	-1	0	-1	1	2	15	07:15	54	69	
07:30	30	21	4	1	1	1	4	62	38	22	3	2	1	2	2	70	8	1	-1	1	0	1	-2	8	07:30	62	70	
07:45	32	23	1	0	1	0	13	70	61	20	5	1	1	0	14	102	29	-3	4	1	0	0	1	32	07:45	70	102	
08:00	31	18	0	0	0	0	16	65	43	22	1	1	1	0	4	72	12	4	1	1	1	0	-12	7	08:00	65	72	
08:15	59	19	0	0	2	0	5	85	68	21	1	1	2	0	5	98	9	2	1	1	0	0	0	13	08:15	85	98	
08:30	82	11	1	0	1	0	37	132	77	19	4	1	1	0	6	108	-5	8	3	1	0	0	-31	-24	08:30	132	108	
08:45																										08:45		
09:00	31	20	1	1	1	0	21	75	50	16	3	0	1	0	7	77	19	-4	2	-1	0	0	-14	2	09:00	75	77	
09:15	58	22	2	0	2	1	8	93	56	21	2	1	2	0	3	85	-2	-1	0	1	0	-1	-5	-8	09:15	93	85	
09:30	73	11	0	0	1	0	30	115	48	15	1	0	1	0	2	67	-25	4	1	0	0	0	-28	-48	09:30	115	67	
09:45	56	19	2	0	0	1	3	81	49	19	1	2	1	1	0	73	-7	0	-1	2	1	0	-3	-8	09:45	81	73	
<b>Total</b>	<b>507</b>	<b>195</b>	<b>12</b>	<b>3</b>	<b>11</b>	<b>4</b>	<b>143</b>	<b>875</b>	<b>560</b>	<b>207</b>	<b>21</b>	<b>10</b>	<b>12</b>	<b>5</b>	<b>47</b>	<b>862</b>	<b>53</b>	<b>12</b>	<b>9</b>	<b>7</b>	<b>1</b>	<b>1</b>	<b>-96</b>	<b>-13</b>				
																	<b>10%</b>	<b>6%</b>	<b>75%</b>	<b>233%</b>	<b>9%</b>	<b>25%</b>	<b>-67%</b>	<b>-1%</b>				
16:00	56	20	1	0	1	2	16	96	73	22	1	0	0	0	0	96	17	2	0	0	-1	-2	-16	0	16:00	96	96	
16:15	47	13	2	0	1	0	15	78	47	16	0	0	2	0	3	68	0	3	-2	0	1	0	-12	-10	16:15	78	68	
16:30	61	18	0	0	1	0	9	89	71	14	1	0	1	0	0	87	10	-4	1	0	0	0	-9	-2	16:30	89	87	
16:45	51	14	0	0	1	0	8	74	63	14	0	0	1	0	1	79	12	0	0	0	0	0	-7	5	16:45	74	79	
17:00	61	5	0	0	2	1	14	83	72	12	1	0	0	0	0	85	11	7	1	0	-2	-1	-14	2	17:00	83	85	
17:15	48	6	0	0	0	0	7	61	61	10	0	0	2	0	0	73	13	4	0	0	2	0	-7	12	17:15	61	73	
17:30	52	8	0	0	1	0	14	75	56	10	0	0	1	2	1	70	4	2	0	0	0	2	-13	-5	17:30	75	70	
17:45	47	9	1	0	1	1	8	67	42	10	0	0	0	1	2	55	-5	1	-1	0	-1	0	-6	-12	17:45	67	55	
18:00	39	2	0	0	1	0	15	57	53	4	0	0	1	2	0	60	14	2	0	0	0	2	-15	3	18:00	57	60	
18:15	39	7	0	0	1	0	10	57	46	3	0	0	1	0	1	51	7	-4	0	0	0	0	-9	-6	18:15	57	51	
18:30	40	5	0	0	2	0	11	58	43	9	0	0	1	1	2	56	3	4	0	0	-1	1	-9	-2	18:30	58	56	
18:45	39	3	0	0	1	2	11	56	55	3	0	0	1	3	1	63	16	0	0	0	0	1	-10	7	18:45	56	63	
<b>Total</b>	<b>580</b>	<b>110</b>	<b>4</b>	<b>0</b>	<b>13</b>	<b>6</b>	<b>138</b>	<b>851</b>	<b>682</b>	<b>127</b>	<b>3</b>	<b>0</b>	<b>11</b>	<b>9</b>	<b>11</b>	<b>843</b>	<b>102</b>	<b>17</b>	<b>-1</b>	<b>0</b>	<b>-2</b>	<b>3</b>	<b>-127</b>	<b>-8</b>				
																	<b>18%</b>	<b>15%</b>	<b>-25%</b>	<b>0%</b>	<b>-15%</b>	<b>50%</b>	<b>-92%</b>	<b>-1%</b>				

Please note: A positive value above indicates that there is a gain in vehicles between the sites

# Intelligent Data Collection Limited



Client: Mott McDonald  
 Project Number: ID06180  
 Site Comparison: Site 19 to 20  
 Date of Survey: 07.12.2021



**Additional Comments**  
 Residential and on-street parking between sites.

Time	Site 19 Arm B Exit								Site 20 Arm A Entry								Difference (Entry minus Exit)								Graph Data			
	Cars	LGV	OGV1	OGV2	Buses	M/C	Cycle	Total	Cars	LGV	OGV1	OGV2	Buses	M/C	Cycle	Total	Cars	LGV	OGV1	OGV2	Buses	M/C	Cycle	Total	Time	Exit	Entry	
07:00	20	5	0	1	1	0	3	30	20	6	0	1	1	0	6	34	0	1	0	0	0	0	3	4	07:00	30	34	
07:15	20	16	1	0	1	0	7	45	21	16	1	0	1	0	8	47	1	0	0	0	0	0	1	2	07:15	45	47	
07:30	23	13	0	0	1	0	7	44	25	13	0	0	1	0	9	48	2	0	0	0	0	0	2	4	07:30	44	48	
07:45	22	20	1	0	1	0	15	59	25	19	1	0	1	0	17	63	3	-1	0	0	0	0	2	4	07:45	59	63	
08:00	44	20	0	0	1	0	20	85	43	21	0	0	1	0	17	82	-1	1	0	0	0	0	-3	-3	08:00	85	82	
08:15	48	24	3	0	1	1	17	94	49	23	3	0	1	1	26	103	1	-1	0	0	0	0	9	9	08:15	94	103	
08:30	41	17	0	2	1	0	25	86	41	19	0	2	1	0	27	90	0	2	0	0	0	0	2	4	08:30	86	90	
08:45																												
09:00	46	12	1	0	0	0	17	76	48	14	1	0	0	0	17	80	2	2	0	0	0	0	0	4	09:00	76	80	
09:15	46	15	0	0	2	1	6	70	46	15	0	0	1	0	9	71	0	0	0	0	-1	-1	3	1	09:15	70	71	
09:30	40	14	0	1	0	0	9	64	36	12	0	0	1	0	8	57	-4	-2	0	-1	1	0	-1	-7	09:30	64	57	
09:45	41	12	0	0	1	0	18	72	45	12	0	1	1	0	10	69	4	0	0	1	0	0	-8	-3	09:45	72	69	
<b>Total</b>	<b>391</b>	<b>168</b>	<b>6</b>	<b>4</b>	<b>10</b>	<b>2</b>	<b>144</b>	<b>725</b>	<b>399</b>	<b>170</b>	<b>6</b>	<b>4</b>	<b>10</b>	<b>1</b>	<b>154</b>	<b>744</b>	<b>8</b>	<b>2</b>	<b>0</b>	<b>0</b>	<b>0</b>	<b>-1</b>	<b>10</b>	<b>19</b>				
																	<b>2%</b>	<b>1%</b>	<b>0%</b>	<b>0%</b>	<b>0%</b>	<b>0%</b>	<b>-50%</b>	<b>7%</b>	<b>3%</b>			
16:00	37	9	0	0	1	3	7	57	37	7	0	0	1	2	7	54	0	-2	0	0	0	-1	0	-3	16:00	57	54	
16:15	56	9	1	0	0	1	9	76	53	11	0	0	0	2	13	79	-3	2	-1	0	0	1	4	3	16:15	76	79	
16:30	40	8	1	0	2	0	7	58	40	7	2	0	2	0	10	61	0	-1	1	0	0	0	3	3	16:30	58	61	
16:45	35	6	1	0	1	0	3	46	37	8	1	0	1	0	3	50	2	2	0	0	0	0	0	4	16:45	46	50	
17:00	45	10	0	0	1	0	7	63	47	9	0	0	1	0	10	67	2	-1	0	0	0	0	3	4	17:00	63	67	
17:15	40	9	0	0	0	0	8	57	38	6	0	0	0	0	13	57	-2	-3	0	0	0	0	5	0	17:15	57	57	
17:30	38	4	0	0	2	0	9	53	40	7	0	0	2	0	14	63	2	3	0	0	0	0	5	10	17:30	53	63	
17:45	50	4	1	0	1	1	9	66	47	4	1	0	1	1	11	65	-3	0	0	0	0	0	2	-1	17:45	66	65	
18:00	42	6	0	0	1	1	14	64	47	7	0	0	1	1	14	70	5	1	0	0	0	0	0	6	18:00	64	70	
18:15	38	8	0	0	1	0	6	53	39	8	0	0	1	0	6	54	1	0	0	0	0	0	0	1	18:15	53	54	
18:30	29	4	0	0	1	1	13	48	31	4	0	0	1	1	17	54	2	0	0	0	0	0	4	6	18:30	48	54	
18:45	29	6	0	0	0	0	6	41	29	6	0	0	0	0	7	42	0	0	0	0	0	0	1	1	18:45	41	42	
<b>Total</b>	<b>479</b>	<b>83</b>	<b>4</b>	<b>0</b>	<b>11</b>	<b>7</b>	<b>98</b>	<b>682</b>	<b>485</b>	<b>84</b>	<b>4</b>	<b>0</b>	<b>11</b>	<b>7</b>	<b>125</b>	<b>716</b>	<b>6</b>	<b>1</b>	<b>0</b>	<b>0</b>	<b>0</b>	<b>0</b>	<b>27</b>	<b>34</b>				
																	<b>1%</b>	<b>1%</b>	<b>0%</b>	<b>0%</b>	<b>0%</b>	<b>0%</b>	<b>28%</b>	<b>5%</b>				

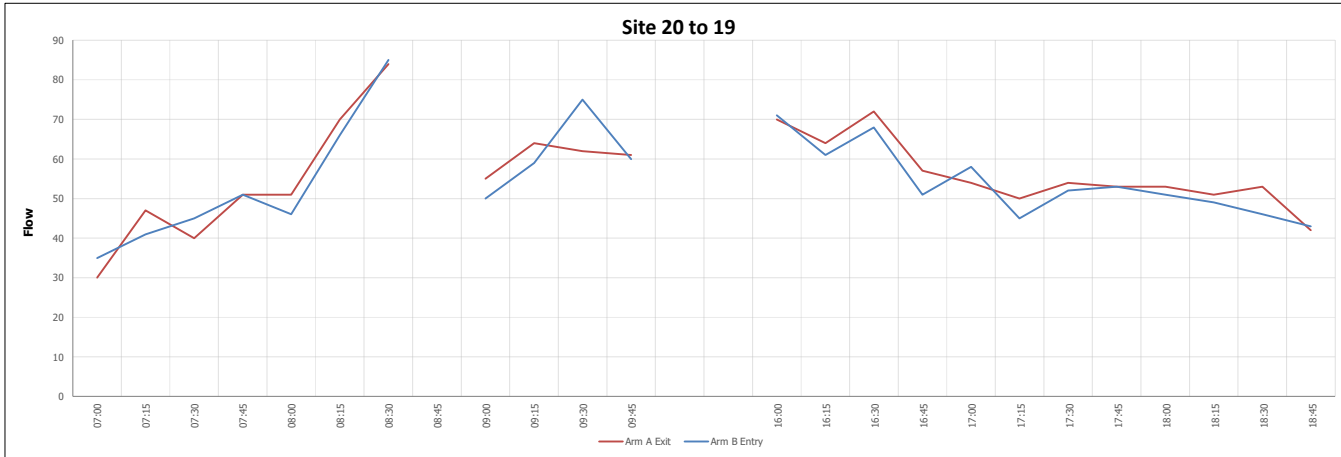
Please note: A positive value above indicates that there is a gain in vehicles between the sites



# Intelligent Data Collection Limited



Client: Mott McDonald  
 Project Number: ID06180  
 Site Comparison: Site 20 to 19  
 Date of Survey: 07.12.2021



**Additional Comments**  
 Residential and on-street parking between sites.

Time	Site 20								Site 19								Difference (Entry minus Exit)							Graph Data					
	Cars	LGV	OGV1	OGV2	Buses	M/C	Cycle	Total	Cars	LGV	OGV1	OGV2	Buses	M/C	Cycle	Total	Cars	LGV	OGV1	OGV2	Buses	M/C	Cycle	Total	Time	Exit	Entry		
07:00	19	9	0	0	1	0	1	30	21	10	0	0	1	0	3	35	2	1	0	0	0	0	2	5	07:00	30	35		
07:15	23	14	1	1	1	2	5	47	22	13	1	1	1	1	2	41	-1	-1	0	0	0	-1	-3	-6	07:15	47	41		
07:30	19	14	4	1	1	0	1	40	19	15	4	1	1	1	4	45	0	1	0	0	0	1	3	5	07:30	40	45		
07:45	21	17	3	0	1	0	9	51	20	18	2	0	1	0	10	51	-1	1	-1	0	0	0	1	0	07:45	51	51		
08:00	29	15	0	0	0	0	7	51	24	14	0	0	0	0	8	46	-5	-1	0	0	0	0	1	-5	08:00	51	46		
08:15	46	12	0	0	2	0	10	70	49	13	0	0	2	0	2	66	3	1	0	0	0	0	-8	-4	08:15	70	66		
08:30	51	10	0	0	1	0	22	84	49	10	1	0	1	0	24	85	-2	0	1	0	0	0	2	1	08:30	84	85		
08:45																									08:45				
09:00	25	15	2	1	1	1	10	55	22	15	1	1	1	0	10	50	-3	0	-1	0	0	-1	0	-5	09:00	55	50		
09:15	36	15	1	0	2	0	10	64	38	13	2	0	2	0	4	59	2	-2	1	0	0	0	-6	-5	09:15	64	59		
09:30	41	9	1	0	1	2	8	62	42	9	0	0	1	0	23	75	1	0	-1	0	0	-2	15	13	09:30	62	75		
09:45	41	16	1	0	0	0	3	61	38	16	2	0	0	1	3	60	-3	0	1	0	0	1	0	-1	09:45	61	60		
<b>Total</b>	<b>351</b>	<b>146</b>	<b>13</b>	<b>3</b>	<b>11</b>	<b>5</b>	<b>86</b>	<b>615</b>	<b>344</b>	<b>146</b>	<b>13</b>	<b>3</b>	<b>11</b>	<b>3</b>	<b>93</b>	<b>613</b>	<b>-7</b>	<b>0</b>	<b>0</b>	<b>0</b>	<b>0</b>	<b>-2</b>	<b>7</b>	<b>-2</b>					
16:00	36	19	1	0	1	1	12	70	39	17	1	0	1	1	12	71	3	-2	0	0	0	0	0	1	1	16:00	70	71	
16:15	40	8	2	0	1	0	13	64	36	9	2	0	1	1	12	61	-4	1	0	0	0	1	-1	-3	-3	16:15	64	61	
16:30	49	12	0	0	1	0	10	72	45	13	0	0	1	0	9	68	-4	1	0	0	0	0	-1	-4	-4	16:30	72	68	
16:45	34	10	1	0	1	0	11	57	34	10	0	0	1	0	6	51	0	0	-1	0	0	0	-5	-6	-6	16:45	57	51	
17:00	33	5	0	0	2	0	14	54	37	6	0	0	2	0	13	58	4	1	0	0	0	0	-1	4	4	17:00	54	58	
17:15	33	8	0	0	0	0	9	50	33	6	0	0	0	0	6	45	0	-2	0	0	0	0	-3	-5	-5	17:15	50	45	
17:30	33	7	0	0	1	0	13	54	30	7	1	0	1	0	13	52	-3	0	1	0	0	0	0	-2	-2	17:30	54	52	
17:45	34	8	0	0	1	0	10	53	36	8	0	0	1	0	8	53	2	0	0	0	0	0	-2	0	0	17:45	53	53	
18:00	34	3	0	0	1	0	15	53	31	3	0	0	1	0	16	51	-3	0	0	0	0	0	1	-2	-2	18:00	53	51	
18:15	30	7	0	0	1	1	12	51	31	8	0	0	1	0	9	49	1	1	0	0	0	-1	-3	-2	-2	18:15	51	49	
18:30	32	7	1	0	2	1	10	53	29	5	1	0	2	0	9	46	-3	-2	0	0	0	-1	-1	-7	-7	18:30	53	46	
18:45	28	2	0	0	1	1	10	42	28	3	0	0	1	1	10	43	0	1	0	0	0	0	0	1	1	18:45	42	43	
<b>Total</b>	<b>416</b>	<b>96</b>	<b>5</b>	<b>0</b>	<b>13</b>	<b>4</b>	<b>139</b>	<b>673</b>	<b>409</b>	<b>95</b>	<b>5</b>	<b>0</b>	<b>13</b>	<b>3</b>	<b>123</b>	<b>648</b>	<b>-7</b>	<b>-1</b>	<b>0</b>	<b>0</b>	<b>0</b>	<b>-1</b>	<b>-16</b>	<b>-25</b>	<b>-4</b>				

Please note: A positive value above indicates that there is a gain in vehicles between the sites

# Intelligent Data Collection Limited



Client: Mott McDonald  
 Project Number: ID06180  
 Site Comparison: Site 21 to 23  
 Date of Survey: 07.12.2021



**Additional Comments**  
 Sites adjacent.

Time	Site 21 Arm B Exit								Site 23 Arm A Entry								Difference (Entry minus Exit)								Graph Data			
	Cars	LGV	OGV1	OGV2	Buses	M/C	Cycle	Total	Cars	LGV	OGV1	OGV2	Buses	M/C	Cycle	Total	Cars	LGV	OGV1	OGV2	Buses	M/C	Cycle	Total	Time	Exit	Entry	
07:00	8	1	0	0	0	0	1	10	9	1	0	0	0	0	0	10	1	0	0	0	0	0	-1	0	07:00	10	10	
07:15	11	4	0	0	0	0	0	15	10	4	0	0	0	0	0	14	-1	0	0	0	0	0	0	-1	07:15	15	14	
07:30	11	3	0	0	0	0	0	14	13	3	0	0	0	0	0	16	2	0	0	0	0	0	0	2	07:30	14	16	
07:45	20	10	0	0	0	0	1	31	20	9	0	0	0	0	0	29	0	-1	0	0	0	0	-1	-2	07:45	31	29	
08:00	14	2	0	0	0	0	0	16	15	2	0	0	0	0	0	17	1	0	0	0	0	0	0	1	08:00	16	17	
08:15	44	4	0	0	0	0	0	48	42	5	0	0	0	0	0	47	-2	1	0	0	0	0	0	-1	08:15	48	47	
08:30	35	5	0	0	0	0	0	40	36	6	0	0	0	0	0	42	1	1	0	0	0	0	0	2	08:30	40	42	
08:45	13	3	0	0	0	0	2	18	12	3	0	0	0	0	0	15	-1	0	0	0	0	0	-2	-3	08:45	18	15	
09:00	13	2	0	0	0	0	0	15	13	2	0	0	0	0	0	15	0	0	0	0	0	0	0	0	0	09:00	15	15
09:15	8	0	0	0	0	0	0	8	8	0	0	0	0	0	0	8	0	0	0	0	0	0	0	0	0	09:15	8	8
09:30	3	2	0	0	0	0	0	5	4	1	0	0	0	0	0	5	1	-1	0	0	0	0	0	0	0	09:30	5	5
09:45	9	1	0	0	0	0	0	10	9	1	0	0	0	0	0	10	0	0	0	0	0	0	0	0	0	09:45	10	10
<b>Total</b>	<b>189</b>	<b>37</b>	<b>0</b>	<b>0</b>	<b>0</b>	<b>0</b>	<b>4</b>	<b>230</b>	<b>191</b>	<b>37</b>	<b>0</b>	<b>0</b>	<b>0</b>	<b>0</b>	<b>0</b>	<b>228</b>	<b>2</b>	<b>0</b>	<b>0</b>	<b>0</b>	<b>0</b>	<b>0</b>	<b>0</b>	<b>-4</b>	<b>-2</b>			
																	<b>1%</b>	<b>0%</b>	<b>0%</b>	<b>0%</b>	<b>0%</b>	<b>0%</b>	<b>0%</b>	<b>-100%</b>	<b>-1%</b>			
16:00	8	4	0	0	0	0	0	12	8	4	0	0	0	0	0	12	0	0	0	0	0	0	0	0	0	16:00	12	12
16:15	10	4	0	0	0	0	0	14	10	2	0	0	0	0	0	12	0	-2	0	0	0	0	0	0	-2	16:15	14	12
16:30	13	2	0	0	0	0	0	15	13	3	0	0	0	0	0	16	0	1	0	0	0	0	0	0	1	16:30	15	16
16:45	8	0	0	0	0	0	0	8	9	1	0	0	0	0	0	10	1	1	0	0	0	0	0	0	2	16:45	8	10
17:00	21	0	0	0	0	0	0	21	21	1	0	0	0	0	0	22	0	1	0	0	0	0	0	0	1	17:00	21	22
17:15	11	0	0	0	0	0	1	12	11	0	0	0	0	0	0	11	0	0	0	0	0	0	0	-1	-1	17:15	12	11
17:30	10	1	0	0	0	0	0	11	9	1	0	0	0	0	0	10	-1	0	0	0	0	0	0	0	-1	17:30	11	10
17:45	8	0	0	0	0	0	0	8	8	0	0	0	0	0	0	8	0	0	0	0	0	0	0	0	0	17:45	8	8
18:00	7	0	0	0	0	0	0	7	8	0	0	0	0	0	0	8	1	0	0	0	0	0	0	0	1	18:00	7	8
18:15	11	0	0	0	0	0	0	11	10	0	0	0	0	0	0	10	-1	0	0	0	0	0	0	-1	-1	18:15	11	10
18:30	6	0	0	0	0	0	0	6	6	0	0	0	0	0	0	6	0	0	0	0	0	0	0	0	0	18:30	6	6
18:45	5	1	0	0	0	0	0	6	5	1	0	0	0	0	0	6	0	0	0	0	0	0	0	0	0	18:45	6	6
<b>Total</b>	<b>118</b>	<b>12</b>	<b>0</b>	<b>0</b>	<b>0</b>	<b>0</b>	<b>1</b>	<b>131</b>	<b>118</b>	<b>13</b>	<b>0</b>	<b>0</b>	<b>0</b>	<b>0</b>	<b>0</b>	<b>131</b>	<b>0%</b>	<b>8%</b>	<b>0%</b>	<b>0%</b>	<b>0%</b>	<b>0%</b>	<b>-100%</b>	<b>0%</b>				

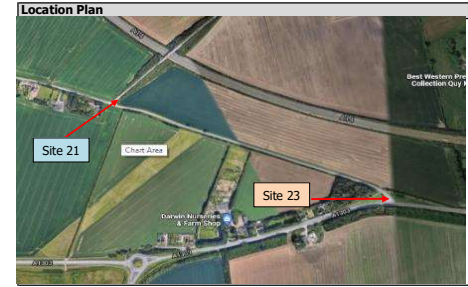
Please note: A positive value above indicates that there is a gain in vehicles between the sites



# Intelligent Data Collection Limited



Client: Mott McDonald  
 Project Number: ID06180  
 Site Comparison: Site 23 to 21  
 Date of Survey: 07.12.2021



**Additional Comments**  
 Sites adjacent.

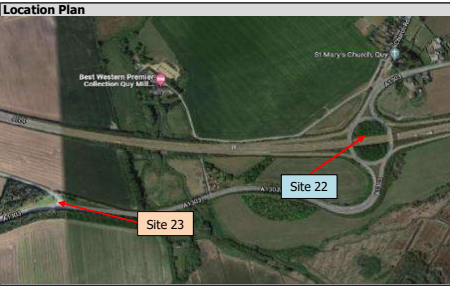
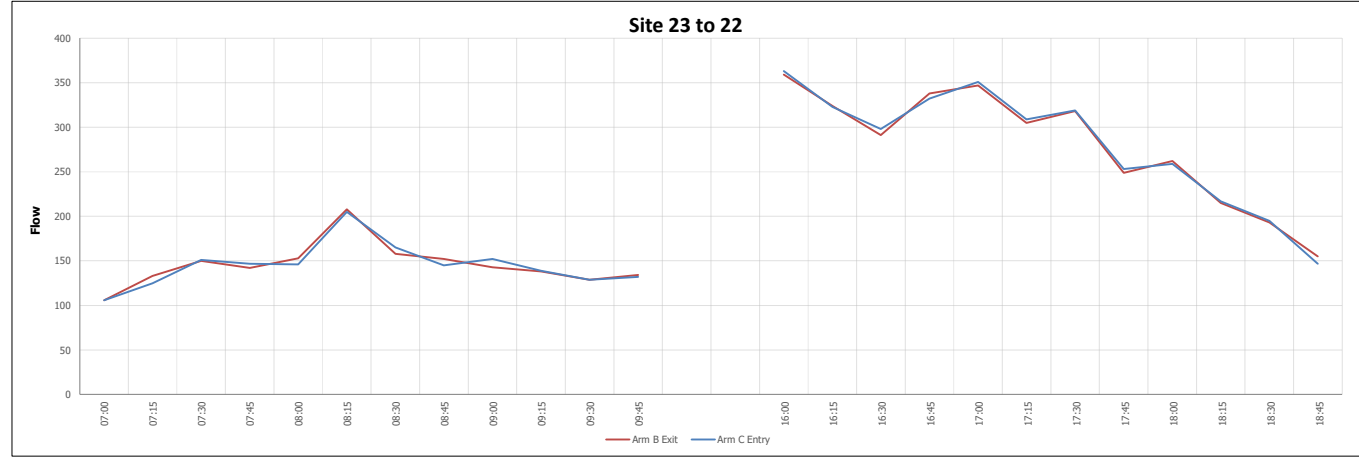
Time	Site 23								Site 21								Difference (Entry minus Exit)								Graph Data			
	Cars	LGV	OGV1	OGV2	Buses	M/C	Cycle	Total	Cars	LGV	OGV1	OGV2	Buses	M/C	Cycle	Total	Cars	LGV	OGV1	OGV2	Buses	M/C	Cycle	Total	Time	Exit	Entry	
07:00	7	1	0	0	0	0	0	8	6	1	0	0	0	0	0	7	-1	0	0	0	0	0	0	-1	07:00	8	7	
07:15	5	1	0	0	0	0	0	6	5	2	0	0	0	0	1	8	0	1	0	0	0	0	1	2	07:15	6	8	
07:30	10	2	0	0	0	0	0	12	9	2	0	0	0	0	0	11	-1	0	0	0	0	0	0	-1	07:30	12	11	
07:45	4	2	0	0	0	0	0	6	4	2	0	0	0	0	1	7	0	0	0	0	0	0	1	1	07:45	6	7	
08:00	10	7	0	0	0	0	0	17	11	6	0	0	0	0	2	19	1	-1	0	0	0	0	2	2	08:00	17	19	
08:15	10	1	0	0	0	0	0	11	8	0	0	0	0	0	0	8	-2	-1	0	0	0	0	0	-3	08:15	11	8	
08:30	15	4	0	0	0	0	0	19	18	5	0	0	0	0	0	23	3	1	0	0	0	0	0	4	08:30	19	23	
08:45	13	2	0	0	0	0	0	15	13	2	0	0	0	0	1	16	0	0	0	0	0	0	1	1	08:45	15	16	
09:00	12	2	0	0	0	0	0	14	11	1	0	0	0	0	0	12	-1	-1	0	0	0	0	0	-2	09:00	14	12	
09:15	12	3	0	0	0	0	0	15	11	4	0	0	0	0	0	15	-1	1	0	0	0	0	0	0	0	09:15	15	15
09:30	7	3	1	0	0	0	0	11	8	2	1	0	0	0	0	11	1	-1	0	0	0	0	0	0	0	09:30	11	11
09:45	9	3	0	0	0	0	0	12	9	4	0	0	0	0	0	13	0	1	0	0	0	0	0	1	09:45	12	13	
<b>Total</b>	<b>114</b>	<b>31</b>	<b>1</b>	<b>0</b>	<b>0</b>	<b>0</b>	<b>0</b>	<b>146</b>	<b>113</b>	<b>31</b>	<b>1</b>	<b>0</b>	<b>0</b>	<b>0</b>	<b>5</b>	<b>150</b>	<b>-1</b>	<b>0</b>	<b>0</b>	<b>0</b>	<b>0</b>	<b>0</b>	<b>0</b>	<b>5</b>	<b>4</b>			
																	<b>-1%</b>	<b>0%</b>	<b>0%</b>	<b>0%</b>	<b>0%</b>	<b>0%</b>	<b>0%</b>	<b>0%</b>	<b>3%</b>			
16:00	11	2	0	0	0	0	0	13	11	4	0	0	0	0	1	16	0	2	0	0	0	0	1	3	16:00	13	16	
16:15	6	5	0	0	0	0	0	11	7	5	0	0	0	0	0	12	1	0	0	0	0	0	0	1	16:15	11	12	
16:30	12	1	0	0	0	1	0	14	15	0	0	0	0	1	0	16	3	-1	0	0	0	0	0	2	16:30	14	16	
16:45	10	0	0	0	0	0	0	10	7	0	0	0	0	0	1	8	-3	0	0	0	0	0	1	-2	16:45	10	8	
17:00	13	0	0	0	0	0	0	13	13	0	0	0	0	0	0	13	0	0	0	0	0	0	0	0	0	17:00	13	13
17:15	12	2	0	0	0	0	0	14	14	0	0	0	0	0	0	14	2	-2	0	0	0	0	0	0	0	17:15	14	14
17:30	15	0	0	0	0	0	0	15	17	0	0	0	0	0	1	18	2	0	0	0	0	0	1	3	17:30	15	18	
17:45	8	0	0	0	0	0	0	8	5	0	0	0	0	0	0	5	-3	0	0	0	0	0	0	-3	17:45	8	5	
18:00	10	3	0	0	0	0	0	13	10	3	0	0	0	0	0	13	0	0	0	0	0	0	0	0	0	18:00	13	13
18:15	6	0	0	0	0	0	0	6	6	1	0	0	0	0	0	7	0	1	0	0	0	0	0	1	18:15	6	7	
18:30	4	0	0	0	0	0	0	4	5	0	0	0	0	0	0	5	1	0	0	0	0	0	0	1	18:30	4	5	
18:45	5	1	0	0	0	0	0	6	4	1	0	0	0	0	0	5	-1	0	0	0	0	0	0	-1	18:45	6	5	
<b>Total</b>	<b>112</b>	<b>14</b>	<b>0</b>	<b>0</b>	<b>0</b>	<b>1</b>	<b>0</b>	<b>127</b>	<b>114</b>	<b>14</b>	<b>0</b>	<b>0</b>	<b>0</b>	<b>1</b>	<b>3</b>	<b>132</b>	<b>2</b>	<b>0</b>	<b>0</b>	<b>0</b>	<b>0</b>	<b>0</b>	<b>3</b>	<b>5</b>				
																	<b>2%</b>	<b>0%</b>	<b>0%</b>	<b>0%</b>	<b>0%</b>	<b>0%</b>	<b>0%</b>	<b>4%</b>				

Please note: A positive value above indicates that there is a gain in vehicles between the sites

# Intelligent Data Collection Limited



Client: Mott McDonald  
 Project Number: ID06180  
 Site Comparison: Site 23 to 22  
 Date of Survey: 07.12.2021



**Additional Comments**  
 Layby and minor access road between sites.

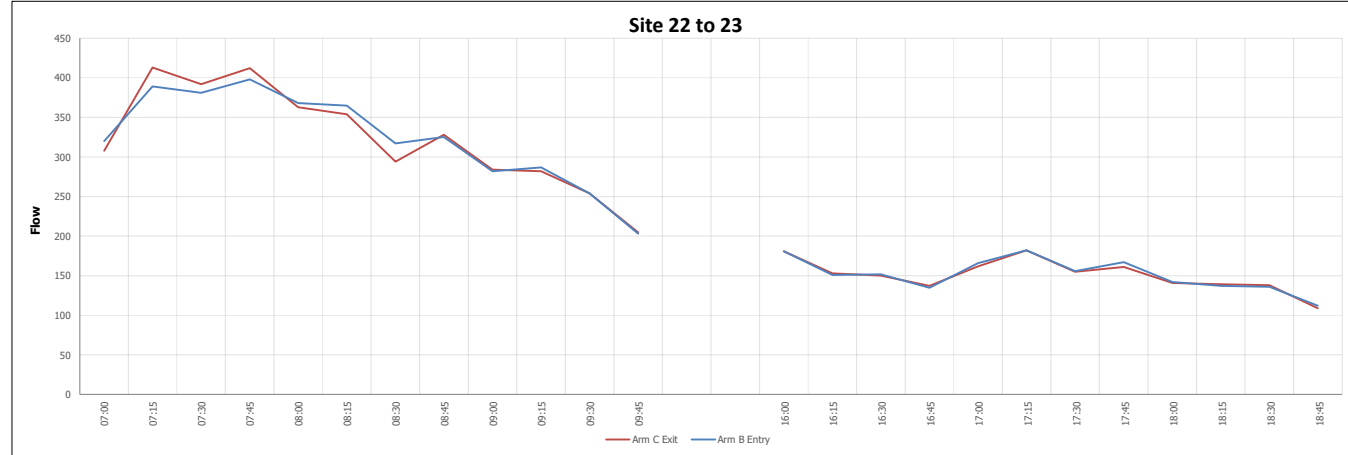
Site 23										Site 22							Difference (Entry minus Exit)							Graph Data					
Time	Cars	LGV	OGV1	OGV2	Buses	M/C	Cycle	Total	Arm B Exit	Arm C Entry	Cars	LGV	OGV1	OGV2	Buses	M/C	Cycle	Total	Cars	LGV	OGV1	OGV2	Buses	M/C	Cycle	Total	Time	Exit	Entry
07:00	87	13	2	2	2	0	0	106	85	15	3	1	2	0	0	0	0	106	-2	2	1	-1	0	0	0	0	0	106	106
07:15	107	21	1	3	0	1	0	133	101	20	1	2	0	1	0	0	0	125	-6	-1	0	-1	0	0	0	0	-8	133	125
07:30	121	21	4	2	1	1	0	150	120	22	4	3	1	1	0	0	0	151	-1	1	0	1	0	0	0	0	1	150	151
07:45	116	22	2	1	0	1	0	142	122	22	2	0	0	0	1	0	0	147	6	0	0	-1	0	0	0	0	5	142	147
08:00	133	15	1	0	3	1	0	153	127	14	1	0	3	1	0	0	0	146	-6	-1	0	0	0	0	0	0	-7	153	146
08:15	177	25	2	3	0	1	0	208	175	24	3	2	0	1	0	0	0	205	-2	-1	1	-1	0	0	0	0	-3	208	205
08:30	134	20	3	1	0	0	0	158	140	20	2	3	0	0	0	0	0	165	6	0	-1	2	0	0	0	0	7	158	165
08:45	123	24	2	1	2	0	0	152	116	25	2	0	2	0	0	0	0	145	-7	1	0	-1	0	0	0	0	-7	152	145
09:00	123	17	2	0	1	0	0	143	132	16	2	1	1	0	0	0	0	152	9	-1	0	1	0	0	0	0	9	143	152
09:15	106	28	1	1	1	1	0	138	104	29	2	1	1	1	1	1	1	139	-2	1	1	0	0	0	1	1	1	138	139
09:30	88	33	3	3	1	1	0	129	90	33	3	1	1	1	1	0	0	129	2	0	0	-2	0	0	0	0	0	129	129
09:45	100	30	2	1	1	0	0	134	96	30	1	4	1	0	0	0	0	132	-4	0	-1	3	0	0	0	0	-2	134	132
<b>Total</b>	<b>1415</b>	<b>269</b>	<b>25</b>	<b>18</b>	<b>12</b>	<b>7</b>	<b>0</b>	<b>1746</b>	<b>1408</b>	<b>270</b>	<b>26</b>	<b>18</b>	<b>12</b>	<b>12</b>	<b>7</b>	<b>1</b>	<b>0</b>	<b>1742</b>	<b>-7</b>	<b>1</b>	<b>1</b>	<b>0</b>	<b>0</b>	<b>0</b>	<b>1</b>	<b>0</b>	<b>-4</b>		
																			0%	0%	4%	0%	0%	0%	0%	0%	0%		
16:00	271	79	5	1	2	1	0	359	276	78	4	1	2	2	0	0	0	363	5	-1	-1	0	0	1	0	0	4	359	363
16:15	267	56	1	0	0	0	0	324	265	56	1	1	0	0	0	0	0	323	-2	0	0	1	0	0	0	0	-1	324	323
16:30	246	41	0	2	1	1	0	291	251	42	0	2	1	2	0	0	0	298	5	1	0	0	0	1	0	0	7	291	298
16:45	298	32	3	1	1	3	0	338	292	32	3	1	1	3	0	0	0	332	-6	0	0	0	0	0	0	0	-6	338	332
17:00	311	33	1	0	2	0	0	347	315	33	1	0	1	1	0	0	0	351	4	0	0	0	-1	1	0	0	4	347	351
17:15	280	22	1	2	0	0	0	305	285	22	0	1	1	0	0	0	0	309	5	0	-1	-1	1	0	0	0	4	305	309
17:30	290	25	0	0	1	2	0	318	288	26	1	0	1	2	1	0	0	319	-2	1	1	0	0	0	1	1	1	318	319
17:45	227	20	0	0	1	1	0	249	230	21	0	0	1	1	0	0	0	253	3	1	0	0	0	0	0	4	249	253	
18:00	250	11	0	0	0	1	0	262	246	11	0	0	0	2	0	0	0	259	-4	0	0	0	0	1	0	-3	262	259	
18:15	204	10	0	0	1	0	0	215	207	9	0	0	1	0	0	0	0	217	3	-1	0	0	0	0	0	2	215	217	
18:30	168	18	0	2	3	2	0	193	169	19	0	2	3	2	0	0	0	195	1	1	0	0	0	0	0	0	2	193	195
18:45	140	13	0	0	2	0	0	155	133	12	0	0	2	0	0	0	0	147	-7	-1	0	0	0	0	0	-8	140	147	
<b>Total</b>	<b>2952</b>	<b>360</b>	<b>11</b>	<b>8</b>	<b>14</b>	<b>11</b>	<b>0</b>	<b>3356</b>	<b>2957</b>	<b>361</b>	<b>10</b>	<b>8</b>	<b>14</b>	<b>15</b>	<b>1</b>	<b>0</b>	<b>0</b>	<b>3366</b>	<b>5</b>	<b>1</b>	<b>-1</b>	<b>0</b>	<b>0</b>	<b>4</b>	<b>1</b>	<b>10</b>			
																			0%	0%	-9%	0%	0%	36%	0%	0%	0%		

Please note: A positive value above indicates that there is a gain in vehicles between the sites

# Intelligent Data Collection Limited



Client: Mott McDonald  
 Project Number: ID06180  
 Site Comparison: Site 22 to 23  
 Date of Survey: 07.12.2021



**Additional Comments**  
 Layby and minor access road between sites.

Site 22																Site 23																Difference (Entry minus Exit)								Graph Data		
Arm C Exit								Arm B Entry								Arm B Entry								Cars	LGV	OGV1	OGV2	Buses	M/C	Cycle	Total	Time	Exit	Entry								
Time	Cars	LGV	OGV1	OGV2	Buses	M/C	Cycle	Total	Cars	LGV	OGV1	OGV2	Buses	M/C	Cycle	Total	Cars	LGV	OGV1	OGV2	Buses	M/C	Cycle	Total	Time	Exit	Entry															
07:00	232	72	2	1	1	0	0	308	244	71	3	1	1	0	0	320	12	-1	1	0	0	0	0	0	12	07:00	308	320														
07:15	296	100	5	4	3	4	1	413	280	94	4	4	2	4	1	389	-16	-6	-1	0	-1	0	0	0	-24	07:15	413	389														
07:30	298	82	4	2	2	4	0	392	290	80	4	2	2	3	0	381	-8	-2	0	0	0	-1	0	0	-11	07:30	392	381														
07:45	333	73	4	0	2	0	0	412	319	72	5	0	2	0	0	398	-14	-1	1	0	0	0	0	0	-14	07:45	412	398														
08:00	300	60	1	0	2	0	0	363	306	58	2	0	2	0	0	368	6	-2	1	0	0	0	0	0	5	08:00	363	368														
08:15	293	49	5	4	1	2	0	354	302	52	4	4	1	2	0	365	9	3	-1	0	0	0	0	0	11	08:15	354	365														
08:30	233	50	6	4	1	0	0	294	247	57	7	4	2	0	0	317	14	7	1	0	1	0	0	0	23	08:30	294	317														
08:45	271	49	4	3	0	1	0	328	268	49	4	3	0	1	0	325	-3	0	0	0	0	0	0	0	-3	08:45	328	325														
09:00	229	41	8	2	1	3	0	284	228	40	8	2	1	3	0	282	-1	-1	0	0	0	0	0	0	-2	09:00	284	282														
09:15	239	33	6	2	1	1	0	282	244	34	5	2	1	1	0	287	5	1	-1	0	0	0	0	0	5	09:15	282	287														
09:30	201	41	5	3	4	0	0	254	200	42	5	3	4	0	0	254	-1	1	0	0	0	0	0	0	0	0	09:30	254	254													
09:45	174	20	5	4	2	0	0	205	171	21	5	4	2	0	0	203	-3	1	0	0	0	0	0	0	-2	09:45	205	203														
<b>Total</b>	<b>3099</b>	<b>670</b>	<b>55</b>	<b>29</b>	<b>20</b>	<b>15</b>	<b>1</b>	<b>3889</b>	<b>3099</b>	<b>670</b>	<b>56</b>	<b>29</b>	<b>20</b>	<b>14</b>	<b>1</b>	<b>3889</b>	<b>0</b>	<b>0</b>	<b>1</b>	<b>0</b>	<b>0</b>	<b>-1</b>	<b>0</b>	<b>0</b>	<b>0</b>	<b>0</b>	<b>0</b>	<b>0</b>														
16:00	146	31	0	3	1	0	0	181	142	33	0	4	1	1	0	181	-4	2	0	1	0	0	0	0	0	0	16:00	181	181													
16:15	120	31	1	0	1	0	0	153	119	28	1	0	1	2	0	151	-1	-3	0	0	0	2	0	0	-2	16:15	153	151														
16:30	124	24	1	1	0	0	0	150	126	24	1	1	0	0	0	152	2	0	0	0	0	0	0	0	2	16:30	150	152														
16:45	114	21	0	1	1	0	0	137	112	21	0	1	1	0	0	135	-2	0	0	0	0	0	0	0	-2	16:45	137	135														
17:00	144	17	0	0	1	0	0	162	146	19	0	0	1	0	0	166	2	2	0	0	0	0	0	0	4	17:00	162	166														
17:15	164	17	0	0	0	1	0	182	166	16	0	0	0	0	0	182	2	-1	0	0	0	-1	0	0	0	17:15	182	182														
17:30	140	14	0	1	0	0	0	155	141	14	0	1	0	0	0	156	1	0	0	0	0	0	0	0	1	17:30	155	156														
17:45	142	19	0	0	0	0	0	161	149	18	0	0	0	0	0	167	7	-1	0	0	0	0	0	0	6	17:45	161	167														
18:00	125	10	0	2	2	2	0	141	126	11	0	2	2	1	0	142	1	1	0	0	0	-1	0	0	1	18:00	141	142														
18:15	129	8	1	0	1	0	0	139	127	8	1	0	1	0	0	137	-2	0	0	0	0	0	0	0	-2	18:15	139	137														
18:30	130	7	0	0	1	0	0	138	129	6	0	0	1	0	0	136	-1	-1	0	0	0	0	0	0	-2	18:30	138	136														
18:45	98	10	0	0	1	0	0	109	101	10	0	0	1	0	0	112	3	0	0	0	0	0	0	0	3	18:45	109	112														
<b>Total</b>	<b>1576</b>	<b>209</b>	<b>3</b>	<b>8</b>	<b>9</b>	<b>3</b>	<b>0</b>	<b>1808</b>	<b>1584</b>	<b>208</b>	<b>3</b>	<b>9</b>	<b>9</b>	<b>4</b>	<b>0</b>	<b>1817</b>	<b>8</b>	<b>-1</b>	<b>0</b>	<b>1</b>	<b>0</b>	<b>1</b>	<b>0</b>	<b>0</b>	<b>9</b>	<b>0</b>	<b>0</b>	<b>0</b>														
																	<b>1%</b>	<b>0%</b>	<b>0%</b>	<b>13%</b>	<b>0%</b>	<b>33%</b>	<b>0%</b>	<b>0%</b>																		

Please note: A positive value above indicates that there is a gain in vehicles between the sites

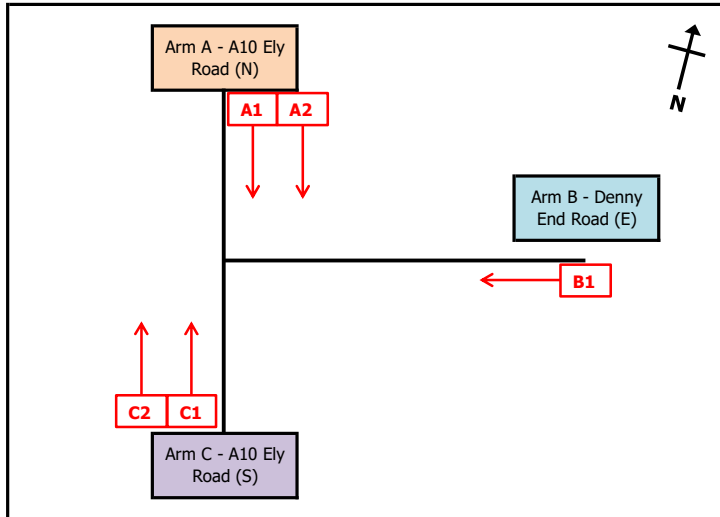
# Intelligent Data Collection Limited



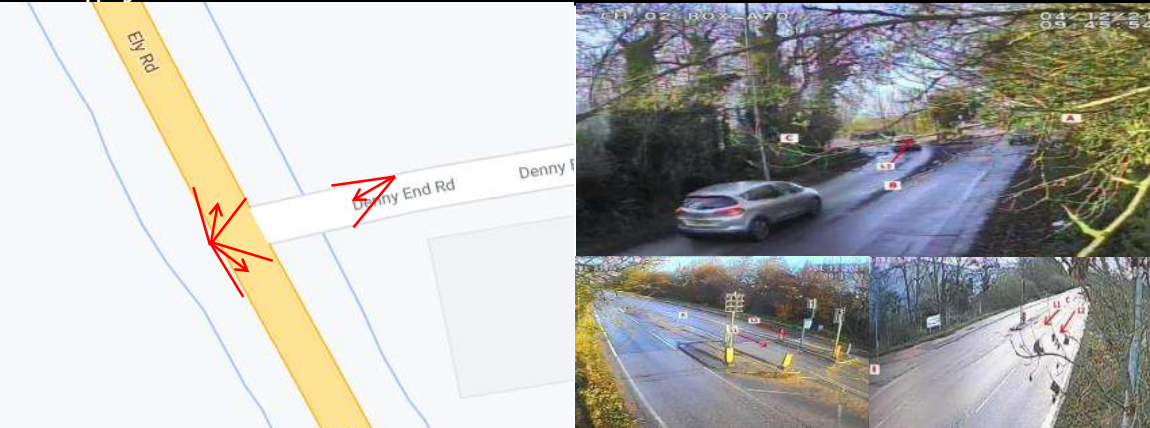
**Client:** Mott McDonald      **Date of Survey:** 07.12.2021  
**Project Number:** ID06180      **Junction Name:** A10 Ely Road / Denny End Road  
**Junction Number:** Site 1      **Junction Type:** T-Junction

X Coordinate	Y Coordinate	Google Maps Link
52.271288	0.178051	<a href="#">Click Here</a>
AM Peak Conditions	PM Peak Conditions	
Clear	Showers	

## Junction Layout

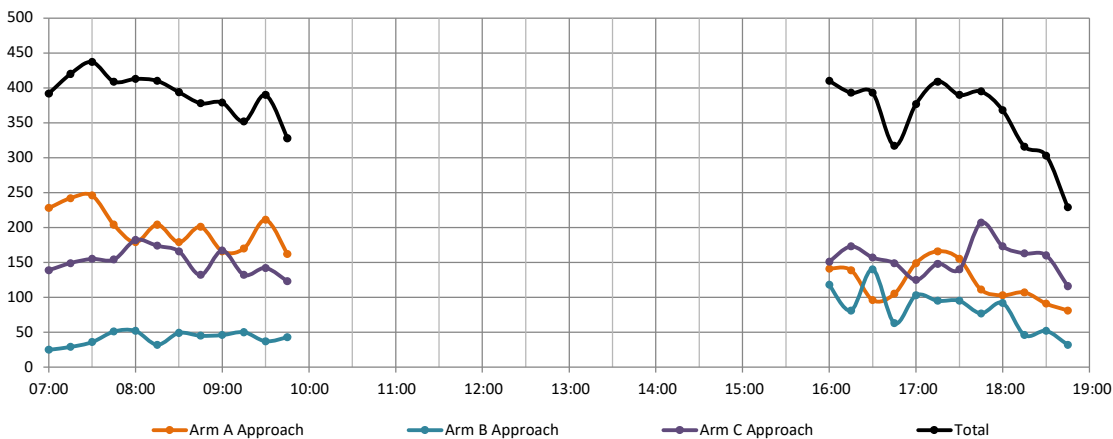


## Aerial Mapping and On-site Camera View



## Junction Flow Profile

Arm Approach Flows (All Vehicles)



**Additional Notes (Factors which may impact on survey results such as accidents, roadworks, special events):**

# Intelligent Data Collection Limited



Client: Mott McDonald  
 Project Number: ID06180  
 Junction Number: Site 1

Date of Survey: 07.12.2021  
 Junction Name: A10 Ely Road / Denny End Road  
 Junction Type: T-Junction

Arm A: A10 Ely Road (N)  
 Arm B: Denny End Road (E)

Arm C: A10 Ely Road (S)

Time	A1 to A								A1 to C								A1 to B							
	Cars	LGV	OGV1	OGV2	Buses	M/C	Cycle	Total	Cars	LGV	OGV1	OGV2	Buses	M/C	Cycle	Total	Cars	LGV	OGV1	OGV2	Buses	M/C	Cycle	Total
07:00	0	0	0	0	0	0	0	0	116	56	4	9	1	1	0	187	0	0	0	0	0	0	0	0
07:15	0	0	0	0	0	0	0	0	131	40	3	6	1	0	0	181	0	0	0	0	0	0	0	0
07:30	0	0	0	0	0	0	0	0	129	37	0	11	0	0	0	177	0	0	0	0	0	0	0	0
07:45	0	0	0	0	0	0	0	0	110	41	2	7	0	1	0	161	0	0	0	0	0	0	0	0
08:00	0	0	0	0	0	0	0	0	88	30	3	8	1	1	0	131	0	0	0	0	0	0	0	0
08:15	0	0	0	0	0	0	0	0	115	25	7	10	0	2	0	159	0	0	0	0	0	0	0	0
08:30	0	0	0	0	0	0	0	0	105	15	3	8	0	1	0	132	0	0	0	0	0	0	0	0
08:45	0	0	0	0	0	0	0	0	108	32	6	8	0	1	0	155	0	0	0	0	0	0	0	0
09:00	0	0	0	0	0	0	0	0	93	25	6	10	1	0	0	135	0	0	0	0	0	0	0	0
09:15	0	0	0	0	0	0	0	0	89	16	7	10	3	1	0	126	0	0	0	0	0	0	0	0
09:30	0	0	0	0	0	0	0	0	110	35	5	14	1	0	0	165	0	0	0	0	0	0	0	0
09:45	0	0	0	0	0	0	0	0	88	25	7	11	0	2	0	133	0	0	0	0	0	0	0	0
16:00	0	0	0	0	0	0	0	0	91	17	0	7	0	0	0	115	0	0	0	0	0	0	0	0
16:15	0	0	0	0	0	0	0	0	77	26	0	5	1	0	0	109	0	0	0	0	0	0	0	0
16:30	0	0	0	0	0	0	0	0	59	9	0	5	0	0	0	73	0	0	0	0	0	0	0	0
16:45	0	0	0	0	0	0	0	0	59	9	1	13	0	2	0	84	0	0	0	0	0	0	0	0
17:00	0	0	0	0	0	0	0	0	93	15	0	9	0	2	0	119	0	0	0	0	0	0	0	0
17:15	0	0	0	0	0	0	0	0	115	16	1	7	0	0	0	139	0	0	0	0	0	0	0	0
17:30	0	0	0	0	0	0	0	0	101	15	1	2	1	1	0	121	0	0	0	0	0	0	0	0
17:45	0	0	0	0	0	0	0	0	81	7	2	1	0	0	0	91	0	0	0	0	0	0	0	0
18:00	0	0	0	0	0	0	0	0	79	4	0	3	0	1	0	87	0	0	0	0	0	0	0	0
18:15	0	0	0	0	0	0	0	0	71	12	2	1	1	2	1	90	0	0	0	0	0	0	0	0
18:30	0	0	0	0	0	0	0	0	69	11	0	1	0	0	0	81	0	0	0	0	0	0	0	0
18:45	0	0	0	0	0	0	0	0	60	7	2	2	1	0	0	72	0	0	0	0	0	0	0	0
Start Time	Rolling Hour							Total	Rolling Hour							Total	Rolling Hour							Total
07:00	0	0	0	0	0	0	0	0	486	174	9	33	2	2	0	706	0	0	0	0	0	0	0	0
07:15	0	0	0	0	0	0	0	0	458	148	8	32	2	2	0	650	0	0	0	0	0	0	0	0
07:30	0	0	0	0	0	0	0	0	442	133	12	36	1	4	0	628	0	0	0	0	0	0	0	0
07:45	0	0	0	0	0	0	0	0	418	111	15	33	1	5	0	583	0	0	0	0	0	0	0	0
08:00	0	0	0	0	0	0	0	0	416	102	19	34	1	5	0	577	0	0	0	0	0	0	0	0
08:15	0	0	0	0	0	0	0	0	421	97	22	36	1	4	0	581	0	0	0	0	0	0	0	0
08:30	0	0	0	0	0	0	0	0	395	88	22	36	4	3	0	548	0	0	0	0	0	0	0	0
08:45	0	0	0	0	0	0	0	0	400	108	24	42	5	2	0	581	0	0	0	0	0	0	0	0
09:00	0	0	0	0	0	0	0	0	380	101	25	45	5	3	0	559	0	0	0	0	0	0	0	0
16:00	0	0	0	0	0	0	0	0	286	61	1	30	1	2	0	381	0	0	0	0	0	0	0	0
16:15	0	0	0	0	0	0	0	0	288	59	1	32	1	4	0	385	0	0	0	0	0	0	0	0
16:30	0	0	0	0	0	0	0	0	326	49	2	34	0	4	0	415	0	0	0	0	0	0	0	0
16:45	0	0	0	0	0	0	0	0	368	55	3	31	1	5	0	463	0	0	0	0	0	0	0	0
17:00	0	0	0	0	0	0	0	0	390	53	4	19	1	3	0	470	0	0	0	0	0	0	0	0
17:15	0	0	0	0	0	0	0	0	376	42	4	13	1	2	0	438	0	0	0	0	0	0	0	0
17:30	0	0	0	0	0	0	0	0	332	38	5	7	2	4	1	389	0	0	0	0	0	0	0	0
17:45	0	0	0	0	0	0	0	0	300	34	4	6	1	3	1	349	0	0	0	0	0	0	0	0
18:00	0	0	0	0	0	0	0	0	279	34	4	7	2	3	1	330	0	0	0	0	0	0	0	0

# Intelligent Data Collection Limited



Client: Mott McDonald  
 Project Number: ID06180  
 Junction Number: Site 1

Date of Survey: 07.12.2021  
 Junction Name: A10 Ely Road / Denny End Road  
 Junction Type: T-Junction

Arm A: A10 Ely Road (N)  
 Arm B: Denny End Road (E)

Arm C: A10 Ely Road (S)

Time	A2 to A								A2 to C								A2 to B							
	Cars	LGV	OGV1	OGV2	Buses	M/C	Cycle	Total	Cars	LGV	OGV1	OGV2	Buses	M/C	Cycle	Total	Cars	LGV	OGV1	OGV2	Buses	M/C	Cycle	Total
07:00	0	0	0	0	0	0	0	0	0	0	0	0	0	0	0	0	34	6	0	1	0	0	0	41
07:15	0	0	0	0	0	0	0	0	0	0	0	0	0	0	0	0	52	8	0	0	1	0	0	61
07:30	0	0	0	0	0	0	0	0	0	0	0	0	0	0	0	0	56	9	1	0	1	1	1	69
07:45	0	0	0	0	0	0	0	0	0	0	0	0	0	0	0	0	36	6	0	1	0	0	0	43
08:00	0	0	0	0	0	0	0	0	0	0	0	0	0	0	0	0	39	7	0	0	1	0	1	48
08:15	0	0	0	0	0	0	0	0	0	0	0	0	0	0	0	0	33	9	1	0	2	0	0	45
08:30	0	0	0	0	0	0	0	0	0	0	0	0	0	0	0	0	38	7	2	0	0	0	0	47
08:45	0	0	0	0	0	0	0	0	0	0	0	0	0	0	0	0	35	11	0	0	0	0	0	46
09:00	0	0	0	0	0	0	0	0	0	0	0	0	0	0	0	0	25	5	0	1	0	0	0	31
09:15	0	0	0	0	0	0	0	0	0	0	0	0	0	0	0	0	40	4	0	0	0	0	0	44
09:30	0	0	0	0	0	0	0	0	0	0	0	0	0	0	0	0	40	5	1	0	0	0	0	46
09:45	0	0	0	0	0	0	0	0	0	0	0	0	0	0	0	0	19	8	1	0	1	0	0	29
16:00	0	0	0	0	0	0	0	0	0	0	0	0	0	0	0	0	22	3	0	0	0	0	1	26
16:15	0	0	0	0	0	0	0	0	0	0	0	0	0	0	0	0	17	11	1	0	0	0	1	30
16:30	0	0	0	0	0	0	0	0	0	0	0	0	0	0	0	0	19	4	0	0	0	0	0	23
16:45	0	0	0	0	0	0	0	0	0	0	0	0	0	0	0	0	18	2	0	0	1	0	0	21
17:00	0	0	0	0	0	0	0	0	0	0	0	0	0	0	0	0	26	3	0	0	1	0	0	30
17:15	0	0	0	0	0	0	0	0	0	0	0	0	0	0	0	0	22	5	0	0	0	0	0	27
17:30	0	0	0	0	0	0	0	0	0	0	0	0	0	0	0	0	27	7	0	0	0	0	0	34
17:45	0	0	0	0	0	0	0	0	0	0	0	0	0	0	0	0	17	2	0	0	1	0	0	20
18:00	0	0	0	0	0	0	0	0	0	0	0	0	0	0	0	0	14	2	0	0	0	0	0	16
18:15	0	0	0	0	0	0	0	0	0	0	0	0	0	0	0	0	16	1	0	0	0	0	0	17
18:30	0	0	0	0	0	0	0	0	0	0	0	0	0	0	0	0	9	1	0	0	0	0	0	10
18:45	0	0	0	0	0	0	0	0	0	0	0	0	0	0	0	0	8	0	0	0	1	0	0	9
Start Time	Rolling Hour								Rolling Hour								Rolling Hour							
	Cars	LGV	OGV1	OGV2	Buses	M/C	Cycle	Total	Cars	LGV	OGV1	OGV2	Buses	M/C	Cycle	Total	Cars	LGV	OGV1	OGV2	Buses	M/C	Cycle	Total
07:00	0	0	0	0	0	0	0	0	0	0	0	0	0	0	0	0	178	29	1	2	2	1	1	214
07:15	0	0	0	0	0	0	0	0	0	0	0	0	0	0	0	0	183	30	1	1	3	1	2	221
07:30	0	0	0	0	0	0	0	0	0	0	0	0	0	0	0	0	164	31	2	1	4	1	2	205
07:45	0	0	0	0	0	0	0	0	0	0	0	0	0	0	0	0	146	29	3	1	3	0	1	183
08:00	0	0	0	0	0	0	0	0	0	0	0	0	0	0	0	0	145	34	3	0	3	0	1	186
08:15	0	0	0	0	0	0	0	0	0	0	0	0	0	0	0	0	131	32	3	1	2	0	0	169
08:30	0	0	0	0	0	0	0	0	0	0	0	0	0	0	0	0	138	27	2	1	0	0	0	168
08:45	0	0	0	0	0	0	0	0	0	0	0	0	0	0	0	0	140	25	1	1	0	0	0	167
09:00	0	0	0	0	0	0	0	0	0	0	0	0	0	0	0	0	124	22	2	1	1	0	0	150
16:00	0	0	0	0	0	0	0	0	0	0	0	0	0	0	0	0	76	20	1	0	1	0	2	100
16:15	0	0	0	0	0	0	0	0	0	0	0	0	0	0	0	0	80	20	1	0	2	0	1	104
16:30	0	0	0	0	0	0	0	0	0	0	0	0	0	0	0	0	85	14	0	0	2	0	0	101
16:45	0	0	0	0	0	0	0	0	0	0	0	0	0	0	0	0	93	17	0	0	2	0	0	112
17:00	0	0	0	0	0	0	0	0	0	0	0	0	0	0	0	0	92	17	0	0	2	0	0	111
17:15	0	0	0	0	0	0	0	0	0	0	0	0	0	0	0	0	80	16	0	0	1	0	0	97
17:30	0	0	0	0	0	0	0	0	0	0	0	0	0	0	0	0	74	12	0	0	1	0	0	87
17:45	0	0	0	0	0	0	0	0	0	0	0	0	0	0	0	0	56	6	0	0	1	0	0	63
18:00	0	0	0	0	0	0	0	0	0	0	0	0	0	0	0	0	47	4	0	0	1	0	0	52

# Intelligent Data Collection Limited



Client: Mott McDonald  
 Project Number: ID06180  
 Junction Number: Site 1

Date of Survey: 07.12.2021  
 Junction Name: A10 Ely Road / Denny End Road  
 Junction Type: T-Junction

Arm A: A10 Ely Road (N)  
 Arm B: Denny End Road (E)

Arm C: A10 Ely Road (S)

Time	B1 to B								B1 to A								B1 to C							
	Cars	LGV	OGV1	OGV2	Buses	M/C	Cycle	Total	Cars	LGV	OGV1	OGV2	Buses	M/C	Cycle	Total	Cars	LGV	OGV1	OGV2	Buses	M/C	Cycle	Total
07:00								0	9	4	0	0	0	0	0	13	9	3	0	0	0	0	0	12
07:15								0	9	4	0	0	0	0	0	13	12	3	1	0	0	0	0	16
07:30								0	19	3	1	0	0	1	0	24	8	4	0	0	0	0	0	12
07:45								0	24	4	0	2	0	0	1	31	13	7	0	0	0	0	0	20
08:00								0	28	9	0	1	1	0	0	39	11	1	1	0	0	0	0	13
08:15								0	17	4	0	2	1	0	0	24	6	2	0	0	0	0	0	8
08:30								0	25	5	1	0	1	0	0	32	14	3	0	0	0	0	0	17
08:45								0	21	3	0	0	0	0	0	24	15	4	2	0	0	0	0	21
09:00								0	22	5	0	1	0	0	0	28	11	3	2	2	0	0	0	18
09:15								0	24	6	1	1	0	0	1	33	15	1	1	0	0	0	0	17
09:30								0	13	5	1	0	0	0	0	19	13	2	1	2	0	0	0	18
09:45								0	19	7	1	0	1	1	0	29	9	3	2	0	0	0	0	14
16:00								0	68	10	0	1	1	1	0	81	31	3	2	0	0	0	1	37
16:15								0	42	14	1	0	0	0	0	57	19	5	0	0	0	0	0	24
16:30								0	79	13	1	0	1	1	0	95	36	8	0	0	0	0	1	45
16:45								0	39	4	0	0	0	1	0	44	18	1	0	0	0	0	0	19
17:00								0	50	4	0	0	2	1	0	57	42	2	0	0	0	0	2	46
17:15								0	41	6	0	0	0	0	0	47	44	1	1	0	0	1	1	48
17:30								0	53	7	0	0	1	0	0	61	29	4	0	0	0	0	1	34
17:45								0	55	9	0	0	0	0	0	64	13	0	0	0	0	0	0	13
18:00								0	49	3	0	0	0	0	0	52	37	2	0	0	0	0	1	40
18:15								0	20	3	0	0	1	0	0	24	19	2	0	0	0	0	1	22
18:30								0	29	2	0	0	1	0	0	32	17	2	0	0	1	0	0	20
18:45								0	13	3	0	0	1	0	0	17	13	0	0	0	0	0	2	15
Start Time	Rolling Hour								Rolling Hour								Rolling Hour							
	Cars	LGV	OGV1	OGV2	Buses	M/C	Cycle	Total	Cars	LGV	OGV1	OGV2	Buses	M/C	Cycle	Total	Cars	LGV	OGV1	OGV2	Buses	M/C	Cycle	Total
07:00	0	0	0	0	0	0	0	0	61	15	1	2	0	1	1	81	42	17	1	0	0	0	0	60
07:15	0	0	0	0	0	0	0	0	80	20	1	3	1	1	1	107	44	15	2	0	0	0	0	61
07:30	0	0	0	0	0	0	0	0	88	20	1	5	2	1	1	118	38	14	1	0	0	0	0	53
07:45	0	0	0	0	0	0	0	0	94	22	1	5	3	0	1	126	44	13	1	0	0	0	0	58
08:00	0	0	0	0	0	0	0	0	91	21	1	3	3	0	0	119	46	10	3	0	0	0	0	59
08:15	0	0	0	0	0	0	0	0	85	17	1	3	2	0	0	108	46	12	4	2	0	0	0	64
08:30	0	0	0	0	0	0	0	0	92	19	2	2	1	0	1	117	55	11	5	2	0	0	0	73
08:45	0	0	0	0	0	0	0	0	80	19	2	2	0	0	1	104	54	10	6	4	0	0	0	74
09:00	0	0	0	0	0	0	0	0	78	23	3	2	1	1	1	109	48	9	6	4	0	0	0	67
16:00	0	0	0	0	0	0	0	0	228	41	2	1	2	3	0	277	104	17	2	0	0	0	2	125
16:15	0	0	0	0	0	0	0	0	210	35	2	0	3	3	0	253	115	16	0	0	0	0	3	134
16:30	0	0	0	0	0	0	0	0	209	27	1	0	3	3	0	243	140	12	1	0	0	1	4	158
16:45	0	0	0	0	0	0	0	0	183	21	0	0	3	2	0	209	133	8	1	0	0	1	4	147
17:00	0	0	0	0	0	0	0	0	199	26	0	0	3	1	0	229	128	7	1	0	0	1	4	141
17:15	0	0	0	0	0	0	0	0	198	25	0	0	1	0	0	224	123	7	1	0	0	1	3	135
17:30	0	0	0	0	0	0	0	0	177	22	0	0	2	0	0	201	98	8	0	0	0	0	3	109
17:45	0	0	0	0	0	0	0	0	153	17	0	0	2	0	0	172	86	6	0	0	1	0	2	95
18:00	0	0	0	0	0	0	0	0	111	11	0	0	3	0	0	125	86	6	0	0	1	0	4	97



# Intelligent Data Collection Limited



Client: Mott McDonald  
 Project Number: ID06180  
 Junction Number: Site 1

Date of Survey: 07.12.2021  
 Junction Name: A10 Ely Road / Denny End Road  
 Junction Type: T-Junction

Arm A: A10 Ely Road (N)  
 Arm B: Denny End Road (E)

Arm C: A10 Ely Road (S)

Time	C1 to C								C1 to B								C1 to A							
	Cars	LGV	OGV1	OGV2	Buses	M/C	Cycle	Total	Cars	LGV	OGV1	OGV2	Buses	M/C	Cycle	Total	Cars	LGV	OGV1	OGV2	Buses	M/C	Cycle	Total
07:00	0	0	0	0	0	0	0	0	16	5	0	0	1	0	0	22	0	0	0	0	0	0	0	0
07:15	0	0	0	0	0	0	0	0	17	10	0	1	0	0	0	28	0	0	0	0	0	0	0	0
07:30	0	0	0	0	0	0	0	0	19	2	0	2	0	0	1	24	0	0	0	0	0	0	0	0
07:45	0	0	0	0	0	0	0	0	13	1	0	1	0	0	0	15	0	0	0	0	0	0	0	0
08:00	0	0	0	0	0	0	0	0	16	6	0	2	0	0	4	28	0	0	0	0	0	0	0	0
08:15	0	0	0	0	0	0	0	0	37	9	1	0	0	1	1	49	0	0	0	0	0	0	0	0
08:30	0	0	0	0	0	0	0	0	32	3	0	1	2	0	0	38	0	0	0	0	0	0	0	0
08:45	0	0	0	0	0	0	0	0	19	1	0	0	0	0	0	20	0	0	0	0	0	0	0	0
09:00	0	0	0	0	0	0	0	0	20	2	1	1	0	0	3	27	0	0	0	0	0	0	0	0
09:15	0	0	0	0	0	0	0	0	22	3	1	0	0	0	0	26	0	0	0	0	0	0	0	0
09:30	0	0	0	0	0	0	0	0	14	4	1	0	1	0	1	21	0	0	0	0	0	0	0	0
09:45	0	0	0	0	0	0	0	0	14	2	0	0	0	0	0	16	0	0	0	0	0	0	0	0
16:00	0	0	0	0	0	0	0	0	6	1	1	0	0	0	0	8	0	0	0	0	0	0	0	0
16:15	0	0	0	0	0	0	0	0	9	0	1	0	0	0	0	10	0	0	0	0	0	0	0	0
16:30	0	0	0	0	0	0	0	0	6	1	1	0	0	0	0	8	0	0	0	0	0	0	0	0
16:45	0	0	0	0	0	0	0	0	4	1	0	0	0	0	0	5	0	0	0	0	0	0	0	0
17:00	0	0	0	0	0	0	0	0	9	1	0	0	0	0	0	10	0	0	0	0	0	0	0	0
17:15	0	0	0	0	0	0	0	0	5	1	0	0	0	0	0	6	0	0	0	0	0	0	0	0
17:30	0	0	0	0	0	0	0	0	7	5	0	0	0	0	0	12	0	0	0	0	0	0	0	0
17:45	0	0	0	0	0	0	0	0	17	2	0	0	0	0	0	19	0	0	0	0	0	0	0	0
18:00	0	0	0	0	0	0	0	0	15	0	0	0	0	0	0	15	0	0	0	0	0	0	0	0
18:15	0	0	0	0	0	0	0	0	8	0	0	0	0	0	0	8	0	0	0	0	0	0	0	0
18:30	0	0	0	0	0	0	0	0	16	2	0	0	0	0	0	18	0	0	0	0	0	0	0	0
18:45	0	0	0	0	0	0	0	0	11	1	0	0	0	0	0	12	0	0	0	0	0	0	0	0
Start Time	Rolling Hour								Rolling Hour								Rolling Hour							
	Cars	LGV	OGV1	OGV2	Buses	M/C	Cycle	Total	Cars	LGV	OGV1	OGV2	Buses	M/C	Cycle	Total	Cars	LGV	OGV1	OGV2	Buses	M/C	Cycle	Total
07:00	0	0	0	0	0	0	0	0	65	18	0	4	1	0	1	89	0	0	0	0	0	0	0	0
07:15	0	0	0	0	0	0	0	0	65	19	0	6	0	0	5	95	0	0	0	0	0	0	0	0
07:30	0	0	0	0	0	0	0	0	85	18	1	5	0	1	6	116	0	0	0	0	0	0	0	0
07:45	0	0	0	0	0	0	0	0	98	19	1	4	2	1	5	130	0	0	0	0	0	0	0	0
08:00	0	0	0	0	0	0	0	0	104	19	1	3	2	1	5	135	0	0	0	0	0	0	0	0
08:15	0	0	0	0	0	0	0	0	108	15	2	2	2	1	4	134	0	0	0	0	0	0	0	0
08:30	0	0	0	0	0	0	0	0	93	9	2	2	2	0	3	111	0	0	0	0	0	0	0	0
08:45	0	0	0	0	0	0	0	0	75	10	3	1	1	0	4	94	0	0	0	0	0	0	0	0
09:00	0	0	0	0	0	0	0	0	70	11	3	1	1	0	4	90	0	0	0	0	0	0	0	0
16:00	0	0	0	0	0	0	0	0	25	3	3	0	0	0	0	31	0	0	0	0	0	0	0	0
16:15	0	0	0	0	0	0	0	0	28	3	2	0	0	0	0	33	0	0	0	0	0	0	0	0
16:30	0	0	0	0	0	0	0	0	24	4	1	0	0	0	0	29	0	0	0	0	0	0	0	0
16:45	0	0	0	0	0	0	0	0	25	8	0	0	0	0	0	33	0	0	0	0	0	0	0	0
17:00	0	0	0	0	0	0	0	0	38	9	0	0	0	0	0	47	0	0	0	0	0	0	0	0
17:15	0	0	0	0	0	0	0	0	44	8	0	0	0	0	0	52	0	0	0	0	0	0	0	0
17:30	0	0	0	0	0	0	0	0	47	7	0	0	0	0	0	54	0	0	0	0	0	0	0	0
17:45	0	0	0	0	0	0	0	0	56	4	0	0	0	0	0	60	0	0	0	0	0	0	0	0
18:00	0	0	0	0	0	0	0	0	50	3	0	0	0	0	0	53	0	0	0	0	0	0	0	0

# Intelligent Data Collection Limited



Client: Mott McDonald  
 Project Number: ID06180  
 Junction Number: Site 1

Date of Survey: 07.12.2021  
 Junction Name: A10 Ely Road / Denny End Road  
 Junction Type: T-Junction

Arm A: A10 Ely Road (N)  
 Arm B: Denny End Road (E)

Arm C: A10 Ely Road (S)

Time	C2 to C								C2 to B								C2 to A							
	Cars	LGV	OGV1	OGV2	Buses	M/C	Cycle	Total	Cars	LGV	OGV1	OGV2	Buses	M/C	Cycle	Total	Cars	LGV	OGV1	OGV2	Buses	M/C	Cycle	Total
07:00	0	0	0	0	0	0	0	0	0	0	0	0	0	0	0	0	67	29	6	15	0	0	0	117
07:15	0	0	0	0	0	0	0	0	0	0	0	0	0	0	0	0	78	30	2	11	0	0	0	121
07:30	0	0	0	0	0	0	0	0	0	0	0	0	0	0	0	0	81	37	4	8	0	1	0	131
07:45	0	0	0	0	0	0	0	0	0	0	0	0	0	0	0	0	94	31	5	8	0	1	0	139
08:00	0	0	0	0	0	0	0	0	0	0	0	0	0	0	0	0	104	33	5	12	0	0	0	154
08:15	0	0	0	0	0	0	0	0	0	0	0	0	0	0	0	0	92	19	2	9	1	2	0	125
08:30	0	0	0	0	0	0	0	0	0	0	0	0	0	0	0	0	82	25	6	13	0	2	0	128
08:45	0	0	0	0	0	0	0	0	0	0	0	0	0	0	0	0	76	20	5	11	0	0	0	112
09:00	0	0	0	0	0	0	0	0	0	0	0	0	0	0	0	0	89	34	3	12	2	0	0	140
09:15	0	0	0	0	0	0	0	0	0	0	0	0	0	0	0	0	74	19	4	9	0	0	0	106
09:30	0	0	0	0	0	0	0	0	0	0	0	0	0	0	0	0	82	23	6	9	1	0	0	121
09:45	0	0	0	0	0	0	0	0	0	0	0	0	0	0	0	0	63	22	9	13	0	0	0	107
16:00	0	0	0	0	0	0	0	0	0	0	0	0	0	0	0	0	97	35	4	7	0	0	0	143
16:15	0	0	0	0	0	0	0	0	0	0	0	0	0	0	0	0	115	24	7	16	0	1	0	163
16:30	0	0	0	0	0	0	0	0	0	0	0	0	0	0	0	0	116	21	4	7	1	0	0	149
16:45	0	0	0	0	0	0	0	0	0	0	0	0	0	0	0	0	119	17	3	5	0	0	0	144
17:00	0	0	0	0	0	0	0	0	0	0	0	0	0	0	0	0	89	19	2	5	0	0	0	115
17:15	0	0	0	0	0	0	0	0	0	0	0	0	0	0	0	0	120	16	1	5	0	0	0	142
17:30	0	0	0	0	0	0	0	0	0	0	0	0	0	0	0	0	107	17	1	1	1	1	0	128
17:45	0	0	0	0	0	0	0	0	0	0	0	0	0	0	0	0	165	15	1	7	0	0	0	188
18:00	0	0	0	0	0	0	0	0	0	0	0	0	0	0	0	0	133	20	1	3	1	0	0	158
18:15	0	0	0	0	0	0	0	0	0	0	0	0	0	0	0	0	129	18	1	6	1	0	0	155
18:30	0	0	0	0	0	0	0	0	0	0	0	0	0	0	0	0	122	10	2	5	2	1	0	142
18:45	0	0	0	0	0	0	0	0	0	0	0	0	0	0	0	0	86	8	0	7	1	2	0	104
Start Time	Rolling Hour							Total	Rolling Hour							Total	Rolling Hour							Total
07:00	0	0	0	0	0	0	0	0	0	0	0	0	0	0	0	0	320	127	17	42	0	2	0	508
07:15	0	0	0	0	0	0	0	0	0	0	0	0	0	0	0	0	357	131	16	39	0	2	0	545
07:30	0	0	0	0	0	0	0	0	0	0	0	0	0	0	0	0	371	120	16	37	1	4	0	549
07:45	0	0	0	0	0	0	0	0	0	0	0	0	0	0	0	0	372	108	18	42	1	5	0	546
08:00	0	0	0	0	0	0	0	0	0	0	0	0	0	0	0	0	354	97	18	45	1	4	0	519
08:15	0	0	0	0	0	0	0	0	0	0	0	0	0	0	0	0	339	98	16	45	3	4	0	505
08:30	0	0	0	0	0	0	0	0	0	0	0	0	0	0	0	0	321	98	18	45	2	2	0	486
08:45	0	0	0	0	0	0	0	0	0	0	0	0	0	0	0	0	321	96	18	41	3	0	0	479
09:00	0	0	0	0	0	0	0	0	0	0	0	0	0	0	0	0	308	98	22	43	3	0	0	474
16:00	0	0	0	0	0	0	0	0	0	0	0	0	0	0	0	0	447	97	18	35	1	1	0	599
16:15	0	0	0	0	0	0	0	0	0	0	0	0	0	0	0	0	439	81	16	33	1	1	0	571
16:30	0	0	0	0	0	0	0	0	0	0	0	0	0	0	0	0	444	73	10	22	1	0	0	550
16:45	0	0	0	0	0	0	0	0	0	0	0	0	0	0	0	0	435	69	7	16	1	1	0	529
17:00	0	0	0	0	0	0	0	0	0	0	0	0	0	0	0	0	481	67	5	18	1	1	0	573
17:15	0	0	0	0	0	0	0	0	0	0	0	0	0	0	0	0	525	68	4	16	2	1	0	616
17:30	0	0	0	0	0	0	0	0	0	0	0	0	0	0	0	0	534	70	4	17	3	1	0	629
17:45	0	0	0	0	0	0	0	0	0	0	0	0	0	0	0	0	549	63	5	21	4	1	0	643
18:00	0	0	0	0	0	0	0	0	0	0	0	0	0	0	0	0	470	56	4	21	5	3	0	559

# Intelligent Data Collection Limited



Client: Mott McDonald Date of Survey: 07.12.2021  
 Project Number: ID06180 Junction Name: A10 Ely Road / Denny End Road  
 Junction Number: Site 1 Junction Type: T-Junction

Time	Arm A Approach								Arm A Exit									
	Cars	LGV	OGV1	OGV2	Buses	M/C	Cycle	Total	Cars	LGV	OGV1	OGV2	Buses	M/C	Cycle	Total		
07:00	150	62	4	10	1	1	0	228	76	33	6	15	0	0	0	130		
07:15	183	48	3	6	2	0	0	242	87	34	2	11	0	0	0	134		
07:30	185	46	1	11	1	1	1	246	100	40	5	8	0	2	0	155		
07:45	146	47	2	8	0	1	0	204	118	35	5	10	0	1	1	170		
08:00	127	37	3	8	2	1	1	179	132	42	5	13	1	0	0	193		
08:15	148	34	8	10	2	2	0	204	109	23	2	11	2	2	0	149		
08:30	143	22	5	8	0	1	0	179	107	30	7	13	1	2	0	160		
08:45	143	43	6	8	0	1	0	201	97	23	5	11	0	0	0	136		
09:00	118	30	6	11	1	0	0	166	111	39	3	13	2	0	0	168		
09:15	129	20	7	10	3	1	0	170	98	25	5	10	0	0	1	139		
09:30	150	40	6	14	1	0	0	211	95	28	7	9	1	0	0	140		
09:45	107	33	8	11	1	2	0	162	82	29	10	13	1	1	0	136		
16:00	113	20	0	7	0	0	1	141	165	45	4	8	1	1	0	224		
16:15	94	37	1	5	1	0	1	139	157	38	8	16	0	1	0	220		
16:30	78	13	0	5	0	0	0	96	195	34	5	7	2	1	0	244		
16:45	77	11	1	13	1	2	0	105	158	21	3	5	0	1	0	188		
17:00	119	18	0	9	1	2	0	149	139	23	2	5	2	1	0	172		
17:15	137	21	1	7	0	0	0	166	161	22	1	5	0	0	0	189		
17:30	128	22	1	2	1	1	0	155	160	24	1	1	2	1	0	189		
17:45	98	9	2	1	1	0	0	111	220	24	1	7	0	0	0	252		
18:00	93	6	0	3	0	1	0	103	182	23	1	3	1	0	0	210		
18:15	87	13	2	1	1	2	1	107	149	21	1	6	2	0	0	179		
18:30	78	12	0	1	0	0	0	91	151	12	2	5	3	1	0	174		
18:45	68	7	2	2	2	0	0	81	99	11	0	7	2	2	0	121		
Start Time	Rolling Hour								Total	Rolling Hour								Total
07:00	664	203	10	35	4	3	1	920	381	142	18	44	0	3	1	589		
07:15	641	178	9	33	5	3	2	871	437	151	17	42	1	3	1	652		
07:30	606	164	14	37	5	5	2	833	459	140	17	42	3	5	1	667		
07:45	564	140	18	34	4	5	1	766	466	130	19	47	4	5	1	672		
08:00	561	136	22	34	4	5	1	763	445	118	19	48	4	4	0	638		
08:15	552	129	25	37	3	4	0	750	424	115	17	48	5	4	0	613		
08:30	533	115	24	37	4	3	0	716	413	117	20	47	3	2	1	603		
08:45	540	133	25	43	5	2	0	748	401	115	20	43	3	0	1	583		
09:00	504	123	27	46	6	3	0	709	386	121	25	45	4	1	1	583		
16:00	362	81	2	30	2	2	2	481	675	138	20	36	3	4	0	876		
16:15	368	79	2	32	3	4	1	489	649	116	18	33	4	4	0	824		
16:30	411	63	2	34	2	4	0	516	653	100	11	22	4	3	0	793		
16:45	461	72	3	31	3	5	0	575	618	90	7	16	4	3	0	738		
17:00	482	70	4	19	3	3	0	581	680	93	5	18	4	2	0	802		
17:15	456	58	4	13	2	2	0	535	723	93	4	16	3	1	0	840		
17:30	406	50	5	7	3	4	1	476	711	92	4	17	5	1	0	830		
17:45	356	40	4	6	2	3	1	412	702	80	5	21	6	1	0	815		
18:00	326	38	4	7	3	3	1	382	581	67	4	21	8	3	0	684		

# Intelligent Data Collection Limited



**Client:** Mott McDonald      **Date of Survey:** 07.12.2021  
**Project Number:** ID06180      **Junction Name:** A10 Ely Road / Denny End Road  
**Junction Number:** Site 1      **Junction Type:** T-Junction

Time	Arm B Approach							Arm B Exit								
	Cars	LGV	OGV1	OGV2	Buses	M/C	Cycle	Total	Cars	LGV	OGV1	OGV2	Buses	M/C	Cycle	Total
07:00	18	7	0	0	0	0	0	25	50	11	0	1	1	0	0	63
07:15	21	7	1	0	0	0	0	29	69	18	0	1	1	0	0	89
07:30	27	7	1	0	0	1	0	36	75	11	1	2	1	1	2	93
07:45	37	11	0	2	0	0	1	51	49	7	0	2	0	0	0	58
08:00	39	10	1	1	1	0	0	52	55	13	0	2	1	0	5	76
08:15	23	6	0	2	1	0	0	32	70	18	2	0	2	1	1	94
08:30	39	8	1	0	1	0	0	49	70	10	2	1	2	0	0	85
08:45	36	7	2	0	0	0	0	45	54	12	0	0	0	0	0	66
09:00	33	8	2	3	0	0	0	46	45	7	1	2	0	0	3	58
09:15	39	7	2	1	0	0	1	50	62	7	1	0	0	0	0	70
09:30	26	7	2	2	0	0	0	37	54	9	2	0	1	0	1	67
09:45	28	10	3	0	1	1	0	43	33	10	1	0	1	0	0	45
16:00	99	13	2	1	1	1	1	118	28	4	1	0	0	0	1	34
16:15	61	19	1	0	0	0	0	81	26	11	2	0	0	0	1	40
16:30	115	21	1	0	1	1	1	140	25	5	1	0	0	0	0	31
16:45	57	5	0	0	0	1	0	63	22	3	0	0	1	0	0	26
17:00	92	6	0	0	2	1	2	103	35	4	0	0	1	0	0	40
17:15	85	7	1	0	0	1	1	95	27	6	0	0	0	0	0	33
17:30	82	11	0	0	1	0	1	95	34	12	0	0	0	0	0	46
17:45	68	9	0	0	0	0	0	77	34	4	0	0	1	0	0	39
18:00	86	5	0	0	0	0	1	92	29	2	0	0	0	0	0	31
18:15	39	5	0	0	1	0	1	46	24	1	0	0	0	0	0	25
18:30	46	4	0	0	2	0	0	52	25	3	0	0	0	0	0	28
18:45	26	3	0	0	1	0	2	32	19	1	0	0	1	0	0	21
Start Time	Rolling Hour							Total	Rolling Hour							Total
07:00	103	32	2	2	0	1	1	141	243	47	1	6	3	1	2	303
07:15	124	35	3	3	1	1	1	168	248	49	1	7	3	1	7	316
07:30	126	34	2	5	2	1	1	171	249	49	3	6	4	2	8	321
07:45	138	35	2	5	3	0	1	184	244	48	4	5	5	1	6	313
08:00	137	31	4	3	3	0	0	178	249	53	4	3	5	1	6	321
08:15	131	29	5	5	2	0	0	172	239	47	5	3	4	1	4	303
08:30	147	30	7	4	1	0	1	190	231	36	4	3	2	0	3	279
08:45	134	29	8	6	0	0	1	178	215	35	4	2	1	0	4	261
09:00	126	32	9	6	1	1	1	176	194	33	5	2	2	0	4	240
16:00	332	58	4	1	2	3	2	402	101	23	4	0	1	0	2	131
16:15	325	51	2	0	3	3	3	387	108	23	3	0	2	0	1	137
16:30	349	39	2	0	3	4	4	401	109	18	1	0	2	0	0	130
16:45	316	29	1	0	3	3	4	356	118	25	0	0	2	0	0	145
17:00	327	33	1	0	3	2	4	370	130	26	0	0	2	0	0	158
17:15	321	32	1	0	1	1	3	359	124	24	0	0	1	0	0	149
17:30	275	30	0	0	2	0	3	310	121	19	0	0	1	0	0	141
17:45	239	23	0	0	3	0	2	267	112	10	0	0	1	0	0	123
18:00	197	17	0	0	4	0	4	222	97	7	0	0	1	0	0	105

# Intelligent Data Collection Limited



**Client:** Mott McDonald      **Date of Survey:** 07.12.2021  
**Project Number:** ID06180      **Junction Name:** A10 Ely Road / Denny End Road  
**Junction Number:** Site 1      **Junction Type:** T-Junction

Time	Arm C Approach								Arm C Exit									
	Cars	LGV	OGV1	OGV2	Buses	M/C	Cycle	Total	Cars	LGV	OGV1	OGV2	Buses	M/C	Cycle	Total		
07:00	83	34	6	15	1	0	0	139	125	59	4	9	1	1	0	199		
07:15	95	40	2	12	0	0	0	149	143	43	4	6	1	0	0	197		
07:30	100	39	4	10	0	1	1	155	137	41	0	11	0	0	0	189		
07:45	107	32	5	9	0	1	0	154	123	48	2	7	0	1	0	181		
08:00	120	39	5	14	0	0	4	182	99	31	4	8	1	1	0	144		
08:15	129	28	3	9	1	3	1	174	121	27	7	10	0	2	0	167		
08:30	114	28	6	14	2	2	0	166	119	18	3	8	0	1	0	149		
08:45	95	21	5	11	0	0	0	132	123	36	8	8	0	1	0	176		
09:00	109	36	4	13	2	0	3	167	104	28	8	12	1	0	0	153		
09:15	96	22	5	9	0	0	0	132	104	17	8	10	3	1	0	143		
09:30	96	27	7	9	2	0	1	142	123	37	6	16	1	0	0	183		
09:45	77	24	9	13	0	0	0	123	97	28	9	11	0	2	0	147		
16:00	103	36	5	7	0	0	0	151	122	20	2	7	0	0	1	152		
16:15	124	24	8	16	0	1	0	173	96	31	0	5	1	0	0	133		
16:30	122	22	5	7	1	0	0	157	95	17	0	5	0	0	1	118		
16:45	123	18	3	5	0	0	0	149	77	10	1	13	0	2	0	103		
17:00	98	20	2	5	0	0	0	125	135	17	0	9	0	2	2	165		
17:15	125	17	1	5	0	0	0	148	159	17	2	7	0	1	1	187		
17:30	114	22	1	1	1	1	0	140	130	19	1	2	1	1	1	155		
17:45	182	17	1	7	0	0	0	207	94	7	2	1	0	0	0	104		
18:00	148	20	1	3	1	0	0	173	116	6	0	3	0	1	1	127		
18:15	137	18	1	6	1	0	0	163	90	14	2	1	1	2	2	112		
18:30	138	12	2	5	2	1	0	160	86	13	0	1	1	0	0	101		
18:45	97	9	0	7	1	2	0	116	73	7	2	2	1	0	2	87		
Start Time	Rolling Hour								Total	Rolling Hour								Total
07:00	385	145	17	46	1	2	1	597	528	191	10	33	2	2	0	766		
07:15	422	150	16	45	0	2	5	640	502	163	10	32	2	2	0	711		
07:30	456	138	17	42	1	5	6	665	480	147	13	36	1	4	0	681		
07:45	470	127	19	46	3	6	5	676	462	124	16	33	1	5	0	641		
08:00	458	116	19	48	3	5	5	654	462	112	22	34	1	5	0	636		
08:15	447	113	18	47	5	5	4	639	467	109	26	38	1	4	0	645		
08:30	414	107	20	47	4	2	3	597	450	99	27	38	4	3	0	621		
08:45	396	106	21	42	4	0	4	573	454	118	30	46	5	2	0	655		
09:00	378	109	25	44	4	0	4	564	428	110	31	49	5	3	0	626		
16:00	472	100	21	35	1	1	0	630	390	78	3	30	1	2	2	506		
16:15	467	84	18	33	1	1	0	604	403	75	1	32	1	4	3	519		
16:30	468	77	11	22	1	0	0	579	466	61	3	34	0	5	4	573		
16:45	460	77	7	16	1	1	0	562	501	63	4	31	1	6	4	610		
17:00	519	76	5	18	1	1	0	620	518	60	5	19	1	4	4	611		
17:15	569	76	4	16	2	1	0	668	499	49	5	13	1	3	3	573		
17:30	581	77	4	17	3	1	0	683	430	46	5	7	2	4	4	498		
17:45	605	67	5	21	4	1	0	703	386	40	4	6	2	3	3	444		
18:00	520	59	4	21	5	3	0	612	365	40	4	7	3	3	5	427		

# Intelligent Data Collection Limited



**Client:** Mott McDonald      **Date of Survey:** 07.12.2021  
**Project Number:** ID06180      **Junction Name:** A10 Ely Road / Denny End Road  
**Junction Number:** Site 1      **Junction Type:** T-Junction

Total Junction Flow								
Time	Cars	LGV	OGV1	OGV2	Buses	M/C	Cycle	Total
07:00	251	103	10	25	2	1	0	392
07:15	299	95	6	18	2	0	0	420
07:30	312	92	6	21	1	3	2	437
07:45	290	90	7	19	0	2	1	409
08:00	286	86	9	23	3	1	5	413
08:15	300	68	11	21	4	5	1	410
08:30	296	58	12	22	3	3	0	394
08:45	274	71	13	19	0	1	0	378
09:00	260	74	12	27	3	0	3	379
09:15	264	49	14	20	3	1	1	352
09:30	272	74	15	25	3	0	1	390
09:45	212	67	20	24	2	3	0	328
16:00	315	69	7	15	1	1	2	410
16:15	279	80	10	21	1	1	1	393
16:30	315	56	6	12	2	1	1	393
16:45	257	34	4	18	1	3	0	317
17:00	309	44	2	14	3	3	2	377
17:15	347	45	3	12	0	1	1	409
17:30	324	55	2	3	3	2	1	390
17:45	348	35	3	8	1	0	0	395
18:00	327	31	1	6	1	1	1	368
18:15	263	36	3	7	3	2	2	316
18:30	262	28	2	6	4	1	0	303
18:45	191	19	2	9	4	2	2	229
Start Time	Rolling Hour							Total
07:00	1152	380	29	83	5	6	3	1658
07:15	1187	363	28	81	6	6	8	1679
07:30	1188	336	33	84	8	11	9	1669
07:45	1172	302	39	85	10	11	7	1626
08:00	1156	283	45	85	10	10	6	1595
08:15	1130	271	48	89	10	9	4	1561
08:30	1094	252	51	88	9	5	4	1503
08:45	1070	268	54	91	9	2	5	1499
09:00	1008	264	61	96	11	4	5	1449
16:00	1166	239	27	66	5	6	4	1513
16:15	1160	214	22	65	7	8	4	1480
16:30	1228	179	15	56	6	8	4	1496
16:45	1237	178	11	47	7	9	4	1493
17:00	1328	179	10	37	7	6	4	1571
17:15	1346	166	9	29	5	4	3	1562
17:30	1262	157	9	24	8	5	4	1469
17:45	1200	130	9	27	9	4	3	1382
18:00	1043	114	8	28	12	6	5	1216

# Intelligent Data Collection Limited



Client: Mott McDonald  
 Project Number: ID06180  
 Junction Number: Site 1

Date of Survey: 07.12.2021  
 Junction Name: A10 Ely Road / Denny End Road  
 Junction Type: T-Junction

Arm A: A10 Ely Road (N)  
 Arm B: Denny End Road (E)

Arm C: A10 Ely Road (S)

PCU Summary															
Time	A1 to A	A1 to C	A1 to B	A2 to A	A2 to C	A2 to B	B1 to B	B1 to A	B1 to C	C1 to C	C1 to B	C1 to A	C2 to C	C2 to B	C2 to A
07:00	0	201	0	0	0	42	0	13	12	0	23	0	0	0	140
07:15	0	191	0	0	0	62	0	13	17	0	29	0	0	0	136
07:30	0	191	0	0	0	69	0	24	12	0	26	0	0	0	143
07:45	0	171	0	0	0	44	0	33	20	0	16	0	0	0	151
08:00	0	143	0	0	0	48	0	41	14	0	27	0	0	0	172
08:15	0	174	0	0	0	48	0	28	8	0	48	0	0	0	138
08:30	0	143	0	0	0	48	0	34	17	0	41	0	0	0	147
08:45	0	168	0	0	0	46	0	24	22	0	20	0	0	0	129
09:00	0	152	0	0	0	32	0	29	22	0	26	0	0	0	159
09:15	0	145	0	0	0	44	0	34	18	0	27	0	0	0	120
09:30	0	187	0	0	0	47	0	20	21	0	22	0	0	0	137
09:45	0	150	0	0	0	31	0	30	15	0	16	0	0	0	128
16:00	0	124	0	0	0	25	0	83	37	0	9	0	0	0	154
16:15	0	117	0	0	0	30	0	58	24	0	11	0	0	0	187
16:30	0	80	0	0	0	23	0	96	44	0	9	0	0	0	161
16:45	0	100	0	0	0	22	0	43	19	0	5	0	0	0	152
17:00	0	130	0	0	0	31	0	58	44	0	10	0	0	0	123
17:15	0	149	0	0	0	27	0	47	47	0	6	0	0	0	149
17:30	0	125	0	0	0	34	0	62	33	0	12	0	0	0	130
17:45	0	93	0	0	0	21	0	64	13	0	19	0	0	0	198
18:00	0	90	0	0	0	16	0	52	39	0	15	0	0	0	163
18:15	0	91	0	0	0	17	0	25	21	0	8	0	0	0	164
18:30	0	82	0	0	0	10	0	33	21	0	18	0	0	0	151
18:45	0	77	0	0	0	10	0	18	13	0	12	0	0	0	113
Start Time	Rolling Hour														
07:00	0	754	0	0	0	218	0	83	61	0	94	0	0	0	570
07:15	0	696	0	0	0	224	0	111	62	0	99	0	0	0	603
07:30	0	679	0	0	0	209	0	126	54	0	118	0	0	0	604
07:45	0	631	0	0	0	188	0	135	59	0	133	0	0	0	608
08:00	0	629	0	0	0	190	0	126	61	0	137	0	0	0	585
08:15	0	637	0	0	0	174	0	114	69	0	136	0	0	0	572
08:30	0	608	0	0	0	170	0	121	78	0	114	0	0	0	554
08:45	0	651	0	0	0	169	0	107	82	0	95	0	0	0	544
09:00	0	633	0	0	0	153	0	113	75	0	91	0	0	0	544
16:00	0	420	0	0	0	100	0	280	124	0	33	0	0	0	654
16:15	0	426	0	0	0	106	0	255	132	0	34	0	0	0	622
16:30	0	458	0	0	0	103	0	245	155	0	30	0	0	0	585
16:45	0	503	0	0	0	114	0	211	144	0	33	0	0	0	554
17:00	0	496	0	0	0	113	0	231	138	0	47	0	0	0	599
17:15	0	457	0	0	0	98	0	225	133	0	52	0	0	0	640
17:30	0	399	0	0	0	88	0	203	107	0	54	0	0	0	656
17:45	0	357	0	0	0	64	0	174	94	0	60	0	0	0	676
18:00	0	341	0	0	0	53	0	128	95	0	53	0	0	0	592



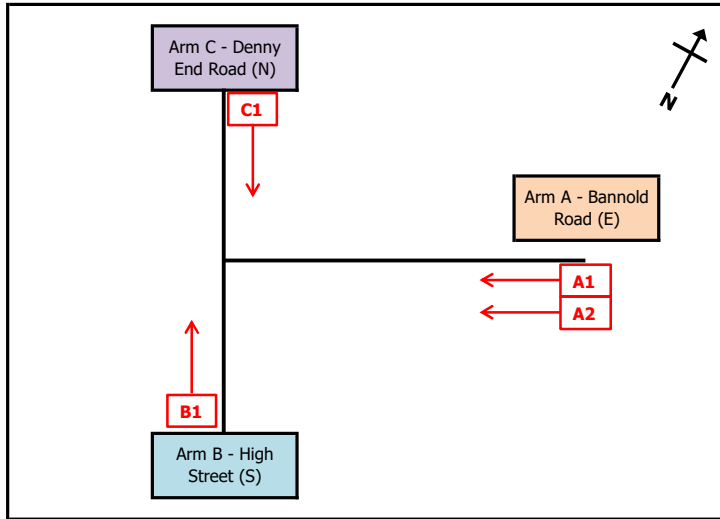
# Intelligent Data Collection Limited



**Client:** Mott McDonald      **Date of Survey:** 07.12.2021  
**Project Number:** ID06180      **Junction Name:** Denny End Road / Bannold Road / High Street  
**Junction Number:** Site 2      **Junction Type:** T-Junction

X Coordinate	Y Coordinate	Google Maps Link
52.270755	0.190234	<a href="#">Click Here</a>
AM Peak Conditions	PM Peak Conditions	
Clear	Showers	

## Junction Layout

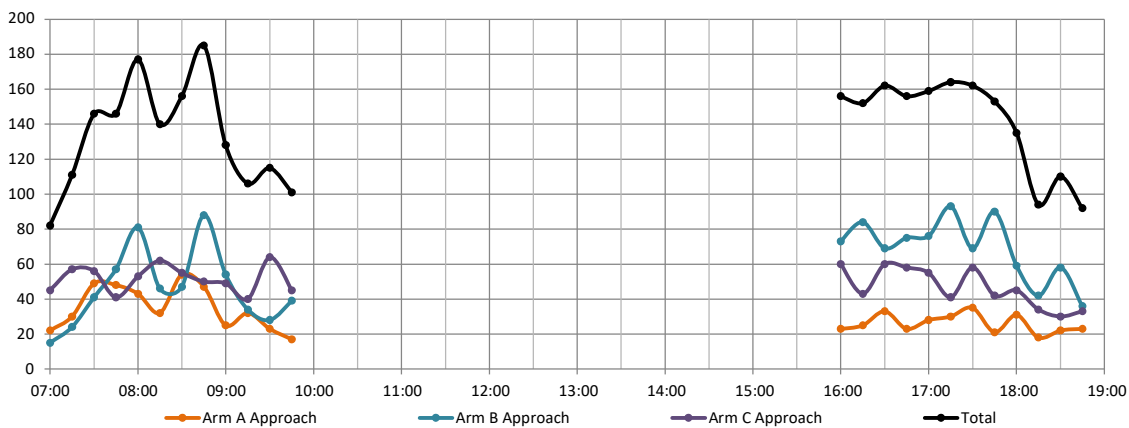


## Aerial Mapping and On-site Camera View



## Junction Flow Profile

Arm Approach Flows (All Vehicles)



**Additional Notes (Factors which may impact on survey results such as accidents, roadworks, special events):**

# Intelligent Data Collection Limited



Client: Mott McDonald  
 Project Number: ID06180  
 Junction Number: Site 2

Date of Survey: 07.12.2021  
 Junction Name: Denny End Road / Bannold Road / High Street  
 Junction Type: T-Junction

Arm A: Bannold Road (E)  
 Arm B: High Street (S)

Arm C: Denny End Road (N)

Time	A1 to A								A1 to C								A1 to B							
	Cars	LGV	OGV1	OGV2	Buses	M/C	Cycle	Total	Cars	LGV	OGV1	OGV2	Buses	M/C	Cycle	Total	Cars	LGV	OGV1	OGV2	Buses	M/C	Cycle	Total
07:00	0	0	0	0	0	0	0	0	3	3	0	0	0	0	0	6	1	0	0	0	0	0	0	1
07:15	0	0	0	0	0	0	0	0	10	1	0	0	0	0	0	11	0	0	0	0	0	0	0	0
07:30	0	0	0	0	0	0	0	0	19	3	0	0	0	0	0	22	1	0	0	0	0	0	0	1
07:45	0	0	0	0	0	0	0	0	11	1	0	0	0	1	0	13	2	0	0	0	0	0	0	2
08:00	0	0	0	0	0	0	0	0	16	4	0	1	0	0	1	22	0	0	0	0	0	0	0	0
08:15	0	0	0	0	0	0	0	0	9	2	0	1	1	0	0	13	0	0	0	0	0	0	1	1
08:30	0	0	0	0	0	0	0	0	19	0	0	0	0	0	0	19	2	0	0	0	0	0	0	2
08:45	0	0	0	0	0	0	0	0	24	1	0	0	0	0	0	25	1	0	0	0	0	0	0	1
09:00	0	0	0	0	0	0	0	0	10	2	1	1	0	0	0	14	0	0	0	0	0	0	0	0
09:15	0	0	0	0	0	0	0	0	15	2	0	0	0	0	1	18	1	0	0	0	0	0	0	1
09:30	0	0	0	0	0	0	0	0	10	1	0	1	0	0	0	12	2	0	0	0	0	0	0	2
09:45	0	0	0	0	0	0	0	0	6	0	0	0	0	0	0	6	1	0	0	0	0	0	0	1
16:00	0	0	0	0	0	0	0	0	9	2	0	0	0	0	0	11	2	0	0	0	0	0	0	2
16:15	0	0	0	0	0	0	0	0	9	4	0	0	0	0	0	13	1	0	0	0	0	0	0	1
16:30	0	0	0	0	0	0	0	0	7	3	0	0	0	0	0	10	2	0	0	0	0	0	0	2
16:45	0	0	0	0	0	0	0	0	6	2	0	0	0	0	0	8	0	0	0	0	0	0	1	1
17:00	0	0	0	0	0	0	0	0	12	0	0	0	0	0	0	12	1	0	0	0	0	0	0	1
17:15	0	0	0	0	0	0	0	0	9	0	0	0	0	0	0	9	3	0	0	0	0	0	0	3
17:30	0	0	0	0	0	0	0	0	15	3	0	0	0	0	0	18	0	0	0	0	0	0	0	0
17:45	0	0	0	0	0	0	0	0	10	0	0	0	0	0	1	11	2	0	0	0	0	0	0	2
18:00	0	0	0	0	0	0	0	0	14	3	0	0	0	0	0	17	3	0	0	0	0	0	1	4
18:15	0	0	0	0	0	0	0	0	9	1	0	0	0	0	1	11	1	0	0	0	0	0	0	1
18:30	0	0	0	0	0	0	0	0	11	0	0	0	0	0	0	11	2	0	0	0	0	0	0	2
18:45	0	0	0	0	0	0	0	0	10	2	0	0	0	0	0	12	1	0	0	0	0	0	0	1
Start Time	Rolling Hour								Rolling Hour								Rolling Hour							
	Cars	LGV	OGV1	OGV2	Buses	M/C	Cycle	Total	Cars	LGV	OGV1	OGV2	Buses	M/C	Cycle	Total	Cars	LGV	OGV1	OGV2	Buses	M/C	Cycle	Total
07:00	0	0	0	0	0	0	0	0	43	8	0	0	0	1	0	52	4	0	0	0	0	0	0	4
07:15	0	0	0	0	0	0	0	0	56	9	0	1	0	1	1	68	3	0	0	0	0	0	0	3
07:30	0	0	0	0	0	0	0	0	55	10	0	2	1	1	1	70	3	0	0	0	0	0	1	4
07:45	0	0	0	0	0	0	0	0	55	7	0	2	1	1	1	67	4	0	0	0	0	0	1	5
08:00	0	0	0	0	0	0	0	0	68	7	0	2	1	0	1	79	3	0	0	0	0	0	1	4
08:15	0	0	0	0	0	0	0	0	62	5	1	2	1	0	0	71	3	0	0	0	0	0	1	4
08:30	0	0	0	0	0	0	0	0	68	5	1	1	0	0	1	76	4	0	0	0	0	0	0	4
08:45	0	0	0	0	0	0	0	0	59	6	1	2	0	0	1	69	4	0	0	0	0	0	0	4
09:00	0	0	0	0	0	0	0	0	41	5	1	2	0	0	1	50	4	0	0	0	0	0	0	4
16:00	0	0	0	0	0	0	0	0	31	11	0	0	0	0	0	42	5	0	0	0	0	0	1	6
16:15	0	0	0	0	0	0	0	0	34	9	0	0	0	0	0	43	4	0	0	0	0	0	1	5
16:30	0	0	0	0	0	0	0	0	34	5	0	0	0	0	0	39	6	0	0	0	0	0	1	7
16:45	0	0	0	0	0	0	0	0	42	5	0	0	0	0	0	47	4	0	0	0	0	0	1	5
17:00	0	0	0	0	0	0	0	0	46	3	0	0	0	0	1	50	6	0	0	0	0	0	0	6
17:15	0	0	0	0	0	0	0	0	48	6	0	0	0	0	1	55	8	0	0	0	0	0	1	9
17:30	0	0	0	0	0	0	0	0	48	7	0	0	0	0	2	57	6	0	0	0	0	0	1	7
17:45	0	0	0	0	0	0	0	0	44	4	0	0	0	0	2	50	8	0	0	0	0	0	1	9
18:00	0	0	0	0	0	0	0	0	44	6	0	0	0	0	1	51	7	0	0	0	0	0	1	8

# Intelligent Data Collection Limited



**Client:** Mott McDonald      **Date of Survey:** 07.12.2021  
**Project Number:** ID06180      **Junction Name:** Denny End Road / Bannold Road / High Street  
**Junction Number:** Site 2      **Junction Type:** T-Junction      **Arm A:** Bannold Road (E)      **Arm B:** High Street (S)      **Arm C:** Denny End Road (N)

Time	A2 to A								A2 to C								A2 to B							
	Cars	LGV	OGV1	OGV2	Buses	M/C	Cycle	Total	Cars	LGV	OGV1	OGV2	Buses	M/C	Cycle	Total	Cars	LGV	OGV1	OGV2	Buses	M/C	Cycle	Total
07:00	0	0	0	0	0	0	0	0	0	0	0	0	0	0	0	10	3	0	0	1	0	1	15	
07:15	0	0	0	0	0	0	0	0	0	0	0	0	0	0	0	15	3	0	0	0	0	1	19	
07:30	0	0	0	0	0	0	0	0	0	0	0	0	0	0	0	22	3	0	0	0	0	1	26	
07:45	0	0	0	0	0	0	0	0	0	0	0	0	0	0	0	31	2	0	0	0	0	0	33	
08:00	0	0	0	0	0	0	0	0	0	0	0	0	0	0	0	16	2	0	0	2	1	0	21	
08:15	0	0	0	0	0	0	0	0	0	0	0	0	0	0	0	15	2	0	0	0	0	1	18	
08:30	0	0	0	0	0	0	0	0	0	0	0	0	0	0	0	29	2	0	0	0	0	2	33	
08:45	0	0	0	0	0	0	0	0	0	0	0	0	0	0	0	17	3	0	0	0	0	1	21	
09:00	0	0	0	0	0	0	0	0	0	0	0	0	0	0	0	9	0	0	1	0	0	1	11	
09:15	0	0	0	0	0	0	0	0	0	0	0	0	0	0	0	9	3	0	0	0	0	1	13	
09:30	0	0	0	0	0	0	0	0	0	0	0	0	0	0	0	6	2	0	0	0	0	1	9	
09:45	0	0	0	0	0	0	0	0	0	0	0	0	0	0	0	8	2	0	0	0	0	0	10	
16:00	0	0	0	0	0	0	0	0	0	0	0	0	0	0	0	9	1	0	0	0	0	0	10	
16:15	0	0	0	0	0	0	0	0	0	0	0	0	0	0	0	9	2	0	0	0	0	0	11	
16:30	0	0	0	0	0	0	0	0	0	0	0	0	0	0	0	17	4	0	0	0	0	0	21	
16:45	0	0	0	0	0	0	0	0	0	0	0	0	0	0	0	11	2	0	0	0	0	1	14	
17:00	0	0	0	0	0	0	0	0	0	0	0	0	0	0	0	12	3	0	0	0	0	0	15	
17:15	0	0	0	0	0	0	0	0	0	0	0	0	0	0	0	12	5	0	0	0	0	1	18	
17:30	0	0	0	0	0	0	0	0	0	0	0	0	0	0	0	16	1	0	0	0	0	0	17	
17:45	0	0	0	0	0	0	0	0	0	0	0	0	0	0	0	7	1	0	0	0	0	0	8	
18:00	0	0	0	0	0	0	0	0	0	0	0	0	0	1	1	8	1	0	0	0	0	0	9	
18:15	0	0	0	0	0	0	0	0	0	0	0	0	0	0	0	6	0	0	0	0	0	0	6	
18:30	0	0	0	0	0	0	0	0	0	0	0	0	0	0	0	9	0	0	0	0	0	0	9	
18:45	0	0	0	0	0	0	0	0	0	0	0	0	0	0	0	9	1	0	0	0	0	0	10	
Start Time	Rolling Hour								Rolling Hour								Rolling Hour							
	Cars	LGV	OGV1	OGV2	Buses	M/C	Cycle	Total	Cars	LGV	OGV1	OGV2	Buses	M/C	Cycle	Total	Cars	LGV	OGV1	OGV2	Buses	M/C	Cycle	Total
07:00	0	0	0	0	0	0	0	0	0	0	0	0	0	0	0	0	78	11	0	0	1	0	3	93
07:15	0	0	0	0	0	0	0	0	0	0	0	0	0	0	0	0	84	10	0	0	2	1	2	99
07:30	0	0	0	0	0	0	0	0	0	0	0	0	0	0	0	0	84	9	0	0	2	1	2	98
07:45	0	0	0	0	0	0	0	0	0	0	0	0	0	0	0	0	91	8	0	0	2	1	3	105
08:00	0	0	0	0	0	0	0	0	0	0	0	0	0	0	0	0	77	9	0	0	2	1	4	93
08:15	0	0	0	0	0	0	0	0	0	0	0	0	0	0	0	0	70	7	0	1	0	0	5	83
08:30	0	0	0	0	0	0	0	0	0	0	0	0	0	0	0	0	64	8	0	1	0	0	5	78
08:45	0	0	0	0	0	0	0	0	0	0	0	0	0	0	0	0	41	8	0	1	0	0	4	54
09:00	0	0	0	0	0	0	0	0	0	0	0	0	0	0	0	0	32	7	0	1	0	0	3	43
16:00	0	0	0	0	0	0	0	0	0	0	0	0	0	0	0	0	46	9	0	0	0	0	1	56
16:15	0	0	0	0	0	0	0	0	0	0	0	0	0	0	0	0	49	11	0	0	0	0	1	61
16:30	0	0	0	0	0	0	0	0	0	0	0	0	0	0	0	0	52	14	0	0	0	0	2	68
16:45	0	0	0	0	0	0	0	0	0	0	0	0	0	0	0	0	51	11	0	0	0	0	2	64
17:00	0	0	0	0	0	0	0	0	0	0	0	0	0	0	0	0	47	10	0	0	0	0	1	58
17:15	0	0	0	0	0	0	0	0	0	0	0	0	0	0	1	1	43	8	0	0	0	0	1	52
17:30	0	0	0	0	0	0	0	0	0	0	0	0	0	0	1	1	37	3	0	0	0	0	0	40
17:45	0	0	0	0	0	0	0	0	0	0	0	0	0	0	1	1	30	2	0	0	0	0	0	32
18:00	0	0	0	0	0	0	0	0	0	0	0	0	0	0	1	1	32	2	0	0	0	0	0	34

# Intelligent Data Collection Limited



Client: Mott McDonald  
 Project Number: ID06180  
 Junction Number: Site 2

Date of Survey: 07.12.2021  
 Junction Name: Denny End Road / Bannold Road / High Street  
 Junction Type: T-Junction

Arm A: Bannold Road (E)  
 Arm B: High Street (S)

Arm C: Denny End Road (N)

Time	B1 to B								B1 to A								B1 to C							
	Cars	LGV	OGV1	OGV2	Buses	M/C	Cycle	Total	Cars	LGV	OGV1	OGV2	Buses	M/C	Cycle	Total	Cars	LGV	OGV1	OGV2	Buses	M/C	Cycle	Total
07:00	0	0	0	0	0	0	0	0	3	0	0	0	0	0	0	3	8	4	0	0	0	0	0	12
07:15	0	0	0	0	0	0	0	0	2	2	0	0	0	0	0	4	15	4	0	0	0	1	0	20
07:30	0	0	0	0	0	0	0	0	5	0	0	0	0	0	0	5	23	9	1	0	0	2	1	36
07:45	0	0	0	0	0	0	0	0	8	1	0	0	0	0	0	9	38	4	1	0	1	0	4	48
08:00	0	0	0	0	0	0	0	0	15	3	0	0	0	0	0	18	53	8	0	0	0	1	1	63
08:15	0	0	0	0	0	0	0	0	13	0	1	0	0	0	0	14	23	6	1	0	0	0	2	32
08:30	0	0	0	0	0	0	0	0	5	1	0	0	0	1	1	8	31	6	0	0	1	0	1	39
08:45	0	0	0	0	0	0	0	0	19	3	1	0	0	0	0	23	47	8	1	0	0	1	8	65
09:00	0	0	0	0	0	0	0	0	5	2	0	0	0	0	1	8	39	6	0	0	0	1	0	46
09:15	0	0	0	0	0	0	0	0	4	1	0	0	0	0	1	6	24	3	0	0	0	0	1	28
09:30	0	0	0	0	0	0	0	0	4	1	0	1	0	0	0	6	16	6	0	0	0	0	0	22
09:45	0	0	0	0	0	0	0	0	4	1	0	0	0	0	0	5	22	10	1	0	1	0	0	34
16:00	0	0	0	0	0	0	0	0	12	2	0	0	1	0	0	15	51	5	1	0	1	0	0	58
16:15	0	0	0	0	0	0	0	0	11	1	0	0	0	0	1	13	54	13	1	0	1	0	2	71
16:30	0	0	0	0	0	0	0	0	18	4	0	0	0	0	0	22	38	6	0	0	1	0	2	47
16:45	0	0	0	0	0	0	0	0	22	4	0	0	0	0	1	27	41	4	0	0	1	2	0	48
17:00	0	0	0	0	0	0	0	0	17	5	0	0	0	0	0	22	46	6	0	0	0	0	2	54
17:15	0	0	0	0	0	0	0	0	30	6	0	0	0	0	0	36	49	8	0	0	0	0	0	57
17:30	0	0	0	0	0	0	0	0	15	4	0	0	0	0	0	19	44	5	0	0	1	0	0	50
17:45	0	0	0	0	0	0	0	0	32	2	0	0	0	0	0	34	45	10	0	0	0	0	1	56
18:00	0	0	0	0	0	0	0	0	16	1	0	0	0	0	0	17	40	2	0	0	0	0	0	42
18:15	0	0	0	0	0	0	0	0	9	2	0	0	0	0	0	11	27	3	0	0	1	0	0	31
18:30	0	0	0	0	0	0	0	0	16	1	0	0	0	0	0	17	36	2	0	0	2	0	1	41
18:45	0	0	0	0	0	0	0	0	13	0	0	0	0	0	0	13	19	3	0	0	1	0	0	23
Start Time	Rolling Hour								Rolling Hour								Rolling Hour							
	Cars	LGV	OGV1	OGV2	Buses	M/C	Cycle	Total	Cars	LGV	OGV1	OGV2	Buses	M/C	Cycle	Total	Cars	LGV	OGV1	OGV2	Buses	M/C	Cycle	Total
07:00	0	0	0	0	0	0	0	0	18	3	0	0	0	0	0	21	84	21	2	0	1	3	5	116
07:15	0	0	0	0	0	0	0	0	30	6	0	0	0	0	0	36	129	25	2	0	1	4	6	167
07:30	0	0	0	0	0	0	0	0	41	4	1	0	0	0	0	46	137	27	3	0	1	3	8	179
07:45	0	0	0	0	0	0	0	0	41	5	1	0	0	1	1	49	145	24	2	0	2	1	8	182
08:00	0	0	0	0	0	0	0	0	52	7	2	0	0	1	1	63	154	28	2	0	1	2	12	199
08:15	0	0	0	0	0	0	0	0	42	6	2	0	0	1	2	53	140	26	2	0	1	2	11	182
08:30	0	0	0	0	0	0	0	0	33	7	1	0	0	1	3	45	141	23	1	0	1	2	10	178
08:45	0	0	0	0	0	0	0	0	32	7	1	1	0	0	2	43	126	23	1	0	0	2	9	161
09:00	0	0	0	0	0	0	0	0	17	5	0	1	0	0	2	25	101	25	1	0	1	1	1	130
16:00	0	0	0	0	0	0	0	0	63	11	0	0	1	0	2	77	184	28	2	0	4	2	4	224
16:15	0	0	0	0	0	0	0	0	68	14	0	0	0	0	2	84	179	29	1	0	3	2	6	220
16:30	0	0	0	0	0	0	0	0	87	19	0	0	0	0	1	107	174	24	0	2	2	2	4	206
16:45	0	0	0	0	0	0	0	0	84	19	0	0	0	0	1	104	180	23	0	0	2	2	2	209
17:00	0	0	0	0	0	0	0	0	94	17	0	0	0	0	0	111	184	29	0	0	1	0	3	217
17:15	0	0	0	0	0	0	0	0	93	13	0	0	0	0	0	106	178	25	0	0	1	0	1	205
17:30	0	0	0	0	0	0	0	0	72	9	0	0	0	0	0	81	156	20	0	0	2	0	1	179
17:45	0	0	0	0	0	0	0	0	73	6	0	0	0	0	0	79	148	17	0	0	3	0	2	170
18:00	0	0	0	0	0	0	0	0	54	4	0	0	0	0	0	58	122	10	0	0	4	0	1	137

# Intelligent Data Collection Limited



Client: Mott McDonald  
 Project Number: ID06180  
 Junction Number: Site 2

Date of Survey: 07.12.2021  
 Junction Name: Denny End Road / Bannold Road / High Street  
 Junction Type: T-Junction

Arm A: Bannold Road (E)  
 Arm B: High Street (S)

Arm C: Denny End Road (N)

Time	C1 to C								C1 to B								C1 to A							
	Cars	LGV	OGV1	OGV2	Buses	M/C	Cycle	Total	Cars	LGV	OGV1	OGV2	Buses	M/C	Cycle	Total	Cars	LGV	OGV1	OGV2	Buses	M/C	Cycle	Total
07:00	0	0	0	0	0	0	0	0	35	5	1	0	0	0	0	41	2	1	0	0	1	0	0	4
07:15	0	0	0	0	0	0	0	0	43	11	0	0	1	0	0	55	1	1	0	0	0	0	0	2
07:30	0	0	0	0	0	0	0	0	42	8	0	0	0	1	1	52	1	1	1	1	0	0	0	4
07:45	0	0	0	0	0	0	0	0	27	9	0	0	1	0	0	37	3	1	0	0	0	0	0	4
08:00	0	0	0	0	0	0	0	0	38	6	0	0	0	0	0	44	5	2	0	1	1	0	0	9
08:15	0	0	0	0	0	0	0	0	37	10	1	0	1	0	3	52	7	0	0	1	1	0	1	10
08:30	0	0	0	0	0	0	0	0	37	8	0	0	1	0	0	46	9	0	0	0	0	0	0	9
08:45	0	0	0	0	0	0	0	0	31	7	0	0	0	0	5	43	3	4	0	0	0	0	0	7
09:00	0	0	0	0	0	0	0	0	29	8	0	0	0	0	0	37	10	2	0	0	0	0	0	12
09:15	0	0	0	0	0	0	0	0	27	2	0	0	0	0	1	30	8	2	0	0	0	0	0	10
09:30	0	0	0	0	0	0	0	0	46	11	0	0	1	0	0	58	6	0	0	0	0	0	0	6
09:45	0	0	0	0	0	0	0	0	31	6	0	0	1	0	0	38	5	1	0	0	0	0	1	7
16:00	0	0	0	0	0	0	0	0	34	4	0	0	0	0	10	48	10	1	0	0	0	1	0	12
16:15	0	0	0	0	0	0	0	0	22	9	0	0	0	0	1	32	9	2	0	0	0	0	0	11
16:30	0	0	0	0	0	0	0	0	38	7	0	0	0	2	2	49	9	1	0	0	0	0	1	11
16:45	0	0	0	0	0	0	0	0	37	4	0	0	0	1	0	42	14	2	0	0	0	0	0	16
17:00	0	0	0	0	0	0	0	0	42	1	0	0	1	1	2	47	7	1	0	0	0	0	0	8
17:15	0	0	0	0	0	0	0	0	32	6	0	0	0	0	1	39	2	0	0	0	0	0	0	2
17:30	0	0	0	0	0	0	0	0	41	7	0	0	0	0	2	50	6	2	0	0	0	0	0	8
17:45	0	0	0	0	0	0	0	0	29	1	0	0	1	1	2	34	8	0	0	0	0	0	0	8
18:00	0	0	0	0	0	0	0	0	28	4	0	0	0	0	2	34	11	0	0	0	0	0	0	11
18:15	0	0	0	0	0	0	0	0	15	3	0	0	0	0	2	20	14	0	0	0	0	0	0	14
18:30	0	0	0	0	0	0	0	0	16	1	0	0	0	0	1	18	11	1	0	0	0	0	0	12
18:45	0	0	0	0	0	0	0	0	12	1	0	0	1	0	1	15	14	3	0	0	0	0	1	18
Start Time	Rolling Hour							Total	Rolling Hour							Total	Rolling Hour							Total
07:00	0	0	0	0	0	0	0	0	147	33	1	0	2	1	1	185	7	4	1	1	1	0	0	14
07:15	0	0	0	0	0	0	0	0	150	34	0	0	2	1	1	188	10	5	1	2	1	0	0	19
07:30	0	0	0	0	0	0	0	0	144	33	1	0	2	1	4	185	16	4	1	3	2	0	1	27
07:45	0	0	0	0	0	0	0	0	139	33	1	0	3	0	3	179	24	3	0	2	2	0	1	32
08:00	0	0	0	0	0	0	0	0	143	31	1	0	2	0	8	185	24	6	0	2	2	0	1	35
08:15	0	0	0	0	0	0	0	0	134	33	1	0	2	0	8	178	29	6	0	1	1	0	1	38
08:30	0	0	0	0	0	0	0	0	124	25	0	0	1	0	6	156	30	8	0	0	0	0	0	38
08:45	0	0	0	0	0	0	0	0	133	28	0	0	1	0	6	168	27	8	0	0	0	0	0	35
09:00	0	0	0	0	0	0	0	0	133	27	0	0	2	0	1	163	29	5	0	0	0	0	1	35
16:00	0	0	0	0	0	0	0	0	131	24	0	0	0	3	13	171	42	6	0	0	0	1	1	50
16:15	0	0	0	0	0	0	0	0	139	21	0	0	1	4	5	170	39	6	0	0	0	0	1	46
16:30	0	0	0	0	0	0	0	0	149	18	0	0	1	4	5	177	32	4	0	0	0	0	1	37
16:45	0	0	0	0	0	0	0	0	152	18	0	0	1	2	5	178	29	5	0	0	0	0	0	34
17:00	0	0	0	0	0	0	0	0	144	15	0	0	2	2	7	170	23	3	0	0	0	0	0	26
17:15	0	0	0	0	0	0	0	0	130	18	0	0	1	1	7	157	27	2	0	0	0	0	0	29
17:30	0	0	0	0	0	0	0	0	113	15	0	0	1	1	8	138	39	2	0	0	0	0	0	41
17:45	0	0	0	0	0	0	0	0	88	9	0	0	1	1	7	106	44	1	0	0	0	0	0	45
18:00	0	0	0	0	0	0	0	0	71	9	0	0	1	0	6	87	50	4	0	0	0	0	1	55

# Intelligent Data Collection Limited



**Client:** Mott McDonald      **Date of Survey:** 07.12.2021  
**Project Number:** ID06180      **Junction Name:** Denny End Road / Bannold Road / High Street  
**Junction Number:** Site 2      **Junction Type:** T-Junction

Time	Arm A Approach								Arm A Exit									
	Cars	LGV	OGV1	OGV2	Buses	M/C	Cycle	Total	Cars	LGV	OGV1	OGV2	Buses	M/C	Cycle	Total		
07:00	14	6	0	0	1	0	1	22	5	1	0	0	1	0	0	7		
07:15	25	4	0	0	0	0	1	30	3	3	0	0	0	0	0	6		
07:30	42	6	0	0	0	0	1	49	6	1	1	1	0	0	0	9		
07:45	44	3	0	0	0	1	0	48	11	2	0	0	0	0	0	13		
08:00	32	6	0	1	2	1	1	43	20	5	0	1	1	0	0	27		
08:15	24	4	0	1	1	0	2	32	20	0	1	1	1	0	1	24		
08:30	50	2	0	0	0	0	2	54	14	1	0	0	0	1	1	17		
08:45	42	4	0	0	0	0	1	47	22	7	1	0	0	0	0	30		
09:00	19	2	1	2	0	0	1	25	15	4	0	0	0	0	1	20		
09:15	25	5	0	0	0	0	2	32	12	3	0	0	0	0	1	16		
09:30	18	3	0	1	0	0	1	23	10	1	0	1	0	0	0	12		
09:45	15	2	0	0	0	0	0	17	9	2	0	0	0	0	1	12		
16:00	20	3	0	0	0	0	0	23	22	3	0	0	1	1	0	27		
16:15	19	6	0	0	0	0	0	25	20	3	0	0	0	0	1	24		
16:30	26	7	0	0	0	0	0	33	27	5	0	0	0	0	1	33		
16:45	17	4	0	0	0	0	2	23	36	6	0	0	0	0	1	43		
17:00	25	3	0	0	0	0	0	28	24	6	0	0	0	0	0	30		
17:15	24	5	0	0	0	0	1	30	32	6	0	0	0	0	0	38		
17:30	31	4	0	0	0	0	0	35	21	6	0	0	0	0	0	27		
17:45	19	1	0	0	0	0	1	21	40	2	0	0	0	0	0	42		
18:00	25	4	0	0	0	0	2	31	27	1	0	0	0	0	0	28		
18:15	16	1	0	0	0	0	1	18	23	2	0	0	0	0	0	25		
18:30	22	0	0	0	0	0	0	22	27	2	0	0	0	0	0	29		
18:45	20	3	0	0	0	0	0	23	27	3	0	0	0	0	1	31		
Start Time	Rolling Hour								Total	Rolling Hour								Total
07:00	125	19	0	0	1	1	3	149	25	7	1	1	1	0	0	35		
07:15	143	19	0	1	2	2	3	170	40	11	1	2	1	0	0	55		
07:30	142	19	0	2	3	2	4	172	57	8	2	3	2	0	1	73		
07:45	150	15	0	2	3	2	5	177	65	8	1	2	2	1	2	81		
08:00	148	16	0	2	3	1	6	176	76	13	2	2	2	1	2	98		
08:15	135	12	1	3	1	0	6	158	71	12	2	1	1	1	3	91		
08:30	136	13	1	2	0	0	6	158	63	15	1	0	0	1	3	83		
08:45	104	14	1	3	0	0	5	127	59	15	1	1	0	0	2	78		
09:00	77	12	1	3	0	0	4	97	46	10	0	1	0	0	3	60		
16:00	82	20	0	0	0	0	2	104	105	17	0	0	1	1	3	127		
16:15	87	20	0	0	0	0	2	109	107	20	0	0	0	0	3	130		
16:30	92	19	0	0	0	0	3	114	119	23	0	0	0	0	2	144		
16:45	97	16	0	0	0	0	3	116	113	24	0	0	0	0	1	138		
17:00	99	13	0	0	0	0	2	114	117	20	0	0	0	0	0	137		
17:15	99	14	0	0	0	0	4	117	120	15	0	0	0	0	0	135		
17:30	91	10	0	0	0	0	4	105	111	11	0	0	0	0	0	122		
17:45	82	6	0	0	0	0	4	92	117	7	0	0	0	0	0	124		
18:00	83	8	0	0	0	0	3	94	104	8	0	0	0	0	1	113		

# Intelligent Data Collection Limited



**Client:** Mott McDonald      **Date of Survey:** 07.12.2021  
**Project Number:** ID06180      **Junction Name:** Denny End Road / Bannold Road / High Street  
**Junction Number:** Site 2      **Junction Type:** T-Junction

Time	Arm B Approach							Arm B Exit								
	Cars	LGV	OGV1	OGV2	Buses	M/C	Cycle	Total	Cars	LGV	OGV1	OGV2	Buses	M/C	Cycle	Total
07:00	11	4	0	0	0	0	0	15	46	8	1	0	1	0	1	57
07:15	17	6	0	0	0	1	0	24	58	14	0	0	1	0	1	74
07:30	28	9	1	0	0	2	1	41	65	11	0	0	0	1	2	79
07:45	46	5	1	0	1	0	4	57	60	11	0	0	1	0	0	72
08:00	68	11	0	0	0	1	1	81	54	8	0	0	2	1	0	65
08:15	36	6	2	0	0	0	2	46	52	12	1	0	1	0	5	71
08:30	36	7	0	0	1	1	2	47	68	10	0	0	1	0	2	81
08:45	66	11	2	0	0	1	8	88	49	10	0	0	0	0	6	65
09:00	44	8	0	0	0	1	1	54	38	8	0	1	0	0	1	48
09:15	28	4	0	0	0	0	2	34	37	5	0	0	0	0	2	44
09:30	20	7	0	1	0	0	0	28	54	13	0	0	1	0	1	69
09:45	26	11	1	0	1	0	0	39	40	8	0	0	1	0	0	49
16:00	63	7	1	0	2	0	0	73	45	5	0	0	0	0	10	60
16:15	65	14	1	0	1	0	3	84	32	11	0	0	0	0	1	44
16:30	56	10	0	0	1	0	2	69	57	11	0	0	0	2	2	72
16:45	63	8	0	0	1	2	1	75	48	6	0	0	0	1	2	57
17:00	63	11	0	0	0	0	2	76	55	4	0	0	1	1	2	63
17:15	79	14	0	0	0	0	0	93	47	11	0	0	0	0	2	60
17:30	59	9	0	0	1	0	0	69	57	8	0	0	0	0	2	67
17:45	77	12	0	0	0	0	1	90	38	2	0	0	1	1	2	44
18:00	56	3	0	0	0	0	0	59	39	5	0	0	0	0	3	47
18:15	36	5	0	0	1	0	0	42	22	3	0	0	0	0	2	27
18:30	52	3	0	0	2	0	1	58	27	1	0	0	0	0	1	29
18:45	32	3	0	0	1	0	0	36	22	2	0	0	1	0	1	26
Start Time	Rolling Hour							Total	Rolling Hour							Total
07:00	102	24	2	0	1	3	5	137	229	44	1	0	3	1	4	282
07:15	159	31	2	0	1	4	6	203	237	44	0	0	4	2	3	290
07:30	178	31	4	0	1	3	8	225	231	42	1	0	4	2	7	287
07:45	186	29	3	0	2	2	9	231	234	41	1	0	5	1	7	289
08:00	206	35	4	0	1	3	13	262	223	40	1	0	4	1	13	282
08:15	182	32	4	0	1	3	13	235	207	40	1	1	2	0	14	265
08:30	174	30	2	0	1	3	13	223	192	33	0	1	1	0	11	238
08:45	158	30	2	1	0	2	11	204	178	36	0	1	1	0	10	226
09:00	118	30	1	1	1	1	3	155	169	34	0	1	2	0	4	210
16:00	247	39	2	0	5	2	6	301	182	33	0	0	0	3	15	233
16:15	247	43	1	0	3	2	8	304	192	32	0	0	1	4	7	236
16:30	261	43	0	0	2	2	5	313	207	32	0	0	1	4	8	252
16:45	264	42	0	0	2	2	3	313	207	29	0	0	1	2	8	247
17:00	278	46	0	0	1	0	3	328	197	25	0	0	2	2	8	234
17:15	271	38	0	0	1	0	1	311	181	26	0	0	1	1	9	218
17:30	228	29	0	0	2	0	1	260	156	18	0	0	1	1	9	185
17:45	221	23	0	0	3	0	2	249	126	11	0	0	1	1	8	147
18:00	176	14	0	0	4	0	1	195	110	11	0	0	1	0	7	129



# Intelligent Data Collection Limited



**Client:** Mott McDonald      **Date of Survey:** 07.12.2021  
**Project Number:** ID06180      **Junction Name:** Denny End Road / Bannold Road / High Street  
**Junction Number:** Site 2      **Junction Type:** T-Junction

Time	Arm C Approach								Arm C Exit									
	Cars	LGV	OGV1	OGV2	Buses	M/C	Cycle	Total	Cars	LGV	OGV1	OGV2	Buses	M/C	Cycle	Total		
07:00	37	6	1	0	1	0	0	45	11	7	0	0	0	0	0	18		
07:15	44	12	0	0	1	0	0	57	25	5	0	0	0	1	0	31		
07:30	43	9	1	1	0	1	1	56	42	12	1	0	0	2	1	58		
07:45	30	10	0	0	1	0	0	41	49	5	1	0	1	1	4	61		
08:00	43	8	0	1	1	0	0	53	69	12	0	1	0	1	2	85		
08:15	44	10	1	1	2	0	4	62	32	8	1	1	1	0	2	45		
08:30	46	8	0	0	1	0	0	55	50	6	0	0	1	0	1	58		
08:45	34	11	0	0	0	0	5	50	71	9	1	0	0	1	8	90		
09:00	39	10	0	0	0	0	0	49	49	8	1	1	0	1	0	60		
09:15	35	4	0	0	0	0	1	40	39	5	0	0	0	0	2	46		
09:30	52	11	0	0	1	0	0	64	26	7	0	1	0	0	0	34		
09:45	36	7	0	0	1	0	1	45	28	10	1	0	1	0	0	40		
16:00	44	5	0	0	0	1	10	60	60	7	1	0	1	0	0	69		
16:15	31	11	0	0	0	0	1	43	63	17	1	0	1	0	2	84		
16:30	47	8	0	0	0	2	3	60	45	9	0	0	1	0	2	57		
16:45	51	6	0	0	0	1	0	58	47	6	0	0	1	2	0	56		
17:00	49	2	0	0	1	1	2	55	58	6	0	0	0	0	2	66		
17:15	34	6	0	0	0	0	1	41	58	8	0	0	0	0	0	66		
17:30	47	9	0	0	0	0	2	58	59	8	0	0	1	0	0	68		
17:45	37	1	0	0	1	1	2	42	55	10	0	0	0	0	2	67		
18:00	39	4	0	0	0	0	2	45	54	5	0	0	0	0	1	60		
18:15	29	3	0	0	0	0	2	34	36	4	0	0	1	0	1	42		
18:30	27	2	0	0	0	0	1	30	47	2	0	0	2	0	1	52		
18:45	26	4	0	0	1	0	2	33	29	5	0	0	1	0	0	35		
Start Time	Rolling Hour								Total	Rolling Hour								Total
07:00	154	37	2	1	3	1	1	199	127	29	2	0	1	4	5	168		
07:15	160	39	1	2	3	1	1	207	185	34	2	1	1	5	7	235		
07:30	160	37	2	3	4	1	5	212	192	37	3	2	2	4	9	249		
07:45	163	36	1	2	5	0	4	211	200	31	2	2	3	2	9	249		
08:00	167	37	1	2	4	0	9	220	222	35	2	2	2	2	13	278		
08:15	163	39	1	1	3	0	9	216	202	31	3	2	2	2	11	253		
08:30	154	33	0	0	1	0	6	194	209	28	2	1	1	2	11	254		
08:45	160	36	0	0	1	0	6	203	185	29	2	2	0	2	10	230		
09:00	162	32	0	0	2	0	2	198	142	30	2	2	1	1	2	180		
16:00	173	30	0	0	0	4	14	221	215	39	2	0	4	2	4	266		
16:15	178	27	0	0	1	4	6	216	213	38	1	0	3	2	6	263		
16:30	181	22	0	0	1	4	6	214	208	29	0	0	2	2	4	245		
16:45	181	23	0	0	1	2	5	212	222	28	0	0	2	2	2	256		
17:00	167	18	0	0	2	2	7	196	230	32	0	0	1	0	4	267		
17:15	157	20	0	0	1	1	7	186	226	31	0	0	1	0	3	261		
17:30	152	17	0	0	1	1	8	179	204	27	0	0	2	0	4	237		
17:45	132	10	0	0	1	1	7	151	192	21	0	0	3	0	5	221		
18:00	121	13	0	0	1	0	7	142	166	16	0	0	4	0	3	189		

# Intelligent Data Collection Limited



**Client:** Mott McDonald      **Date of Survey:** 07.12.2021  
**Project Number:** ID06180      **Junction Name:** Denny End Road / Bannold Road / High Street  
**Junction Number:** Site 2      **Junction Type:** T-Junction

Total Junction Flow								
Time	Cars	LGV	OGV1	OGV2	Buses	M/C	Cycle	Total
07:00	62	16	1	0	2	0	1	82
07:15	86	22	0	0	1	1	1	111
07:30	113	24	2	1	0	3	3	146
07:45	120	18	1	0	2	1	4	146
08:00	143	25	0	2	3	2	2	177
08:15	104	20	3	2	3	0	8	140
08:30	132	17	0	0	2	1	4	156
08:45	142	26	2	0	0	1	14	185
09:00	102	20	1	2	0	1	2	128
09:15	88	13	0	0	0	0	5	106
09:30	90	21	0	2	1	0	1	115
09:45	77	20	1	0	2	0	1	101
16:00	127	15	1	0	2	1	10	156
16:15	115	31	1	0	1	0	4	152
16:30	129	25	0	0	1	2	5	162
16:45	131	18	0	0	1	3	3	156
17:00	137	16	0	0	1	1	4	159
17:15	137	25	0	0	0	0	2	164
17:30	137	22	0	0	1	0	2	162
17:45	133	14	0	0	1	1	4	153
18:00	120	11	0	0	0	0	4	135
18:15	81	9	0	0	1	0	3	94
18:30	101	5	0	0	2	0	2	110
18:45	78	10	0	0	2	0	2	92
Start Time	Rolling Hour							Total
07:00	381	80	4	1	5	5	9	485
07:15	462	89	3	3	6	7	10	580
07:30	480	87	6	5	8	6	17	609
07:45	499	80	4	4	10	4	18	619
08:00	521	88	5	4	8	4	28	658
08:15	480	83	6	4	5	3	28	609
08:30	464	76	3	2	2	3	25	575
08:45	422	80	3	4	1	2	22	534
09:00	357	74	2	4	3	1	9	450
16:00	502	89	2	0	5	6	22	626
16:15	512	90	1	0	4	6	16	629
16:30	534	84	0	0	3	6	14	641
16:45	542	81	0	0	3	4	11	641
17:00	544	77	0	0	3	2	12	638
17:15	527	72	0	0	2	1	12	614
17:30	471	56	0	0	3	1	13	544
17:45	435	39	0	0	4	1	13	492
18:00	380	35	0	0	5	0	11	431

# Intelligent Data Collection Limited



**Client:** Mott McDonald  
**Project Number:** ID06180  
**Junction Number:** Site 2

**Date of Survey:** 07.12.2021  
**Junction Name:** Denny End Road / Bannold Road / High Street  
**Junction Type:** T-Junction

**Arm A:** Bannold Road (E)  
**Arm B:** High Street (S)  
**Arm C:** Denny End Road (N)

PCU Summary												
Time	A1 to A	A1 to C	A1 to B	A2 to A	A2 to C	A2 to B	B1 to B	B1 to A	B1 to C	C1 to C	C1 to B	C1 to A
07:00	0	6	1	0	0	15	0	3	12	0	42	5
07:15	0	11	0	0	0	18	0	4	19	0	56	2
07:30	0	22	1	0	0	25	0	5	35	0	51	6
07:45	0	12	2	0	0	33	0	9	46	0	38	4
08:00	0	23	0	0	0	22	0	18	62	0	44	11
08:15	0	15	0	0	0	17	0	15	31	0	51	12
08:30	0	19	2	0	0	31	0	7	39	0	47	9
08:45	0	25	1	0	0	20	0	24	59	0	39	7
09:00	0	16	0	0	0	12	0	7	45	0	37	12
09:15	0	17	1	0	0	12	0	5	27	0	29	10
09:30	0	13	2	0	0	8	0	7	22	0	59	6
09:45	0	6	1	0	0	10	0	5	36	0	39	6
16:00	0	11	2	0	0	10	0	16	60	0	40	11
16:15	0	13	1	0	0	11	0	12	71	0	31	11
16:30	0	10	2	0	0	21	0	22	46	0	46	10
16:45	0	8	0	0	0	13	0	26	48	0	41	16
17:00	0	12	1	0	0	15	0	22	52	0	46	8
17:15	0	9	3	0	0	17	0	36	57	0	38	2
17:30	0	18	0	0	0	17	0	19	51	0	48	8
17:45	0	10	2	0	0	8	0	34	55	0	33	8
18:00	0	17	3	0	0	9	0	17	42	0	32	11
18:15	0	10	1	0	0	6	0	11	32	0	18	14
18:30	0	11	2	0	0	9	0	17	42	0	17	12
18:45	0	12	1	0	0	10	0	13	24	0	15	17
Start Time	Rolling Hour											
07:00	0	51	4	0	0	92	0	21	112	0	186	17
07:15	0	68	3	0	0	99	0	36	162	0	189	23
07:30	0	72	3	0	0	98	0	47	173	0	184	33
07:45	0	69	4	0	0	104	0	48	178	0	180	36
08:00	0	82	3	0	0	91	0	63	190	0	181	39
08:15	0	75	3	0	0	80	0	52	174	0	174	40
08:30	0	77	4	0	0	75	0	43	170	0	152	38
08:45	0	71	4	0	0	52	0	43	153	0	164	35
09:00	0	52	4	0	0	42	0	25	130	0	164	34
16:00	0	42	5	0	0	55	0	76	225	0	159	49
16:15	0	43	4	0	0	60	0	82	218	0	165	45
16:30	0	39	6	0	0	66	0	106	204	0	172	36
16:45	0	47	4	0	0	62	0	103	208	0	174	34
17:00	0	49	6	0	0	57	0	111	216	0	165	26
17:15	0	54	8	0	0	51	0	106	205	0	152	29
17:30	0	55	6	0	0	40	0	81	180	0	132	41
17:45	0	48	8	0	0	32	0	79	171	0	101	45
18:00	0	50	7	0	0	34	0	58	140	0	83	54

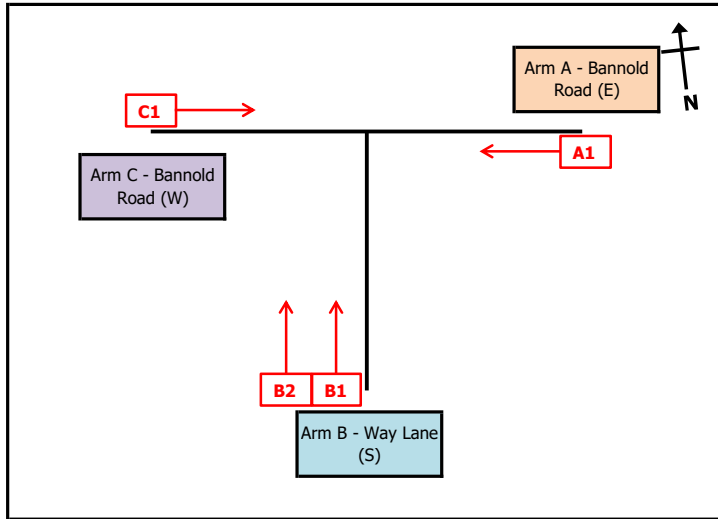
# Intelligent Data Collection Limited



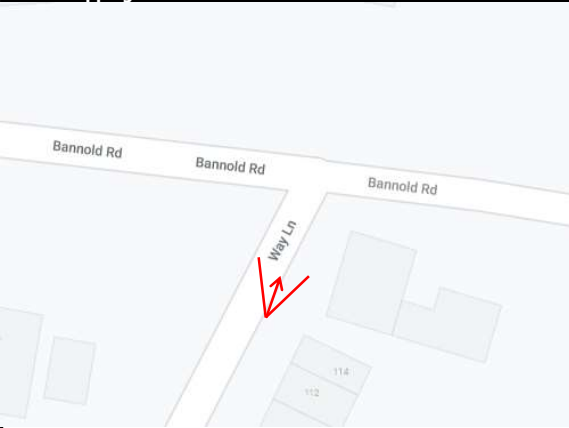
**Client:** Mott McDonald      **Date of Survey:** 07.12.2021  
**Project Number:** ID06180      **Junction Name:** Bannold Road / Way Lane  
**Junction Number:** Site 3      **Junction Type:** T-Junction

X Coordinate	Y Coordinate	Google Maps Link
52.270559	0.195836	<a href="#">Click Here</a>
AM Peak Conditions	PM Peak Conditions	
Clear	Showers	

## Junction Layout

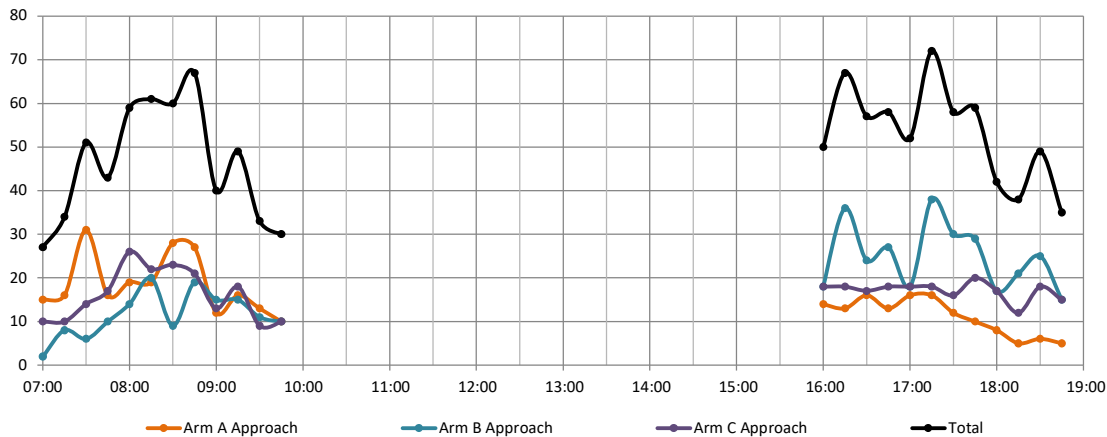


## Aerial Mapping and On-site Camera View



## Junction Flow Profile

Arm Approach Flows (All Vehicles)



**Additional Notes (Factors which may impact on survey results such as accidents, roadworks, special events):**

# Intelligent Data Collection Limited



Client: Mott MacDonald  
 Project Number: ID06180  
 Junction Number: Site 3

Date of Survey: 07.12.2021  
 Junction Name: Bannold Road / Way Lane  
 Junction Type: T-Junction

Arm A: Bannold Road (E)  
 Arm B: Way Lane (S)

Arm C: Bannold Road (W)

Time	A1 to A								A1 to C								A1 to B							
	Cars	LGV	OGV1	OGV2	Buses	M/C	Cycle	Total	Cars	LGV	OGV1	OGV2	Buses	M/C	Cycle	Total	Cars	LGV	OGV1	OGV2	Buses	M/C	Cycle	Total
07:00	0	0	0	0	0	0	0	0	5	3	0	0	0	0	0	8	5	2	0	0	0	0	0	7
07:15	0	0	0	0	0	0	0	0	6	0	0	0	0	0	0	6	8	2	0	0	0	0	0	10
07:30	0	0	0	0	0	0	0	0	10	3	0	0	0	0	0	13	16	2	0	0	0	0	0	18
07:45	0	0	0	0	0	0	0	0	10	0	0	0	0	1	0	11	3	2	0	0	0	0	0	5
08:00	0	0	0	0	0	0	0	0	6	1	0	0	0	0	0	7	12	0	0	0	0	0	0	12
08:15	0	0	0	0	0	0	0	0	6	2	0	0	0	0	1	9	6	0	0	0	0	0	4	10
08:30	0	0	0	0	0	0	0	0	15	1	0	0	0	0	0	16	11	1	0	0	0	0	0	12
08:45	0	0	0	0	0	0	0	0	14	2	0	0	0	0	0	16	10	1	0	0	0	0	0	11
09:00	0	0	0	0	0	0	0	0	2	2	0	2	0	0	1	7	4	0	0	0	0	0	1	5
09:15	0	0	0	0	0	0	0	0	7	2	0	0	0	0	1	10	5	0	0	0	0	0	1	6
09:30	0	0	0	0	0	0	0	0	3	2	0	0	0	0	0	5	7	1	0	0	0	0	0	8
09:45	0	0	0	0	0	0	0	0	3	2	0	0	0	0	0	5	4	1	0	0	0	0	0	5
16:00	0	0	0	0	0	0	0	0	6	0	0	0	0	0	0	6	6	1	0	0	0	0	1	8
16:15	0	0	0	0	0	0	0	0	7	2	0	0	0	0	0	9	2	2	0	0	0	0	0	4
16:30	0	0	0	0	0	0	0	0	5	2	0	0	0	0	0	7	8	1	0	0	0	0	0	9
16:45	0	0	0	0	0	0	0	0	6	3	0	0	0	0	0	9	4	0	0	0	0	0	0	4
17:00	0	0	0	0	0	0	0	0	11	1	0	0	0	0	0	12	2	2	0	0	0	0	0	4
17:15	0	0	0	0	0	0	0	0	8	2	0	0	0	0	0	10	5	1	0	0	0	0	0	6
17:30	0	0	0	0	0	0	0	0	6	0	0	0	0	0	0	6	4	1	0	0	0	0	1	6
17:45	0	0	0	0	0	0	0	0	6	0	0	0	0	0	1	7	3	0	0	0	0	0	0	3
18:00	0	0	0	0	0	0	0	0	3	1	0	0	0	0	0	4	3	1	0	0	0	0	0	4
18:15	0	0	0	0	0	0	0	0	3	0	0	0	0	0	0	3	1	0	0	0	0	0	1	2
18:30	0	0	0	0	0	0	0	0	3	0	0	0	0	0	0	3	3	0	0	0	0	0	0	3
18:45	0	0	0	0	0	0	0	0	2	1	0	0	0	0	0	3	1	1	0	0	0	0	0	2
Start Time	Rolling Hour								Rolling Hour								Rolling Hour							
Total	Total								Total								Total							
07:00	0	0	0	0	0	0	0	0	31	6	0	0	0	1	0	38	32	8	0	0	0	0	0	40
07:15	0	0	0	0	0	0	0	0	32	4	0	0	0	1	0	37	39	6	0	0	0	0	0	45
07:30	0	0	0	0	0	0	0	0	32	6	0	0	0	1	1	40	37	4	0	0	0	0	4	45
07:45	0	0	0	0	0	0	0	0	37	4	0	0	0	1	1	43	32	3	0	0	0	0	4	39
08:00	0	0	0	0	0	0	0	0	41	6	0	0	0	0	1	48	39	2	0	0	0	0	4	45
08:15	0	0	0	0	0	0	0	0	37	7	0	2	0	0	2	48	31	2	0	0	0	0	5	38
08:30	0	0	0	0	0	0	0	0	38	7	0	2	0	0	2	49	30	2	0	0	0	0	2	34
08:45	0	0	0	0	0	0	0	0	26	8	0	2	0	0	2	38	26	2	0	0	0	0	2	30
09:00	0	0	0	0	0	0	0	0	15	8	0	2	0	0	2	27	20	2	0	0	0	0	2	24
16:00	0	0	0	0	0	0	0	0	24	7	0	0	0	0	0	31	20	4	0	0	0	0	1	25
16:15	0	0	0	0	0	0	0	0	29	8	0	0	0	0	0	37	16	5	0	0	0	0	0	21
16:30	0	0	0	0	0	0	0	0	30	8	0	0	0	0	0	38	19	4	0	0	0	0	0	23
16:45	0	0	0	0	0	0	0	0	31	6	0	0	0	0	0	37	15	4	0	0	0	0	1	20
17:00	0	0	0	0	0	0	0	0	31	3	0	0	0	0	1	35	14	4	0	0	0	0	1	19
17:15	0	0	0	0	0	0	0	0	23	3	0	0	0	0	1	27	15	3	0	0	0	0	1	19
17:30	0	0	0	0	0	0	0	0	18	1	0	0	0	0	1	20	11	2	0	0	0	0	2	15
17:45	0	0	0	0	0	0	0	0	15	1	0	0	0	0	1	17	10	1	0	0	0	0	1	12
18:00	0	0	0	0	0	0	0	0	11	2	0	0	0	0	0	13	8	2	0	0	0	0	1	11

# Intelligent Data Collection Limited



Client: Mott McDonald  
 Project Number: ID06180  
 Junction Number: Site 3

Date of Survey: 07.12.2021  
 Junction Name: Bannold Road / Way Lane  
 Junction Type: T-Junction

Arm A: Bannold Road (E)  
 Arm B: Way Lane (S)

Arm C: Bannold Road (W)

Time	B1 to B								B1 to A								B1 to C								
	Cars	LGV	OGV1	OGV2	Buses	M/C	Cycle	Total	Cars	LGV	OGV1	OGV2	Buses	M/C	Cycle	Total	Cars	LGV	OGV1	OGV2	Buses	M/C	Cycle	Total	
07:00	0	1	0	0	0	0	0	1	0	0	0	0	0	0	0	1	0	0	0	0	0	0	0	0	
07:15	0	2	1	0	0	0	0	3	0	0	0	0	0	0	0	3	0	0	0	0	0	0	0	0	
07:30	0	2	2	0	0	0	0	4	0	0	0	0	0	0	0	4	0	0	0	0	0	0	0	0	
07:45	0	3	0	0	0	0	0	3	1	0	0	0	0	0	3	1	0	0	0	0	0	0	0	1	
08:00	0	2	0	0	0	0	0	2	0	0	0	0	0	0	2	0	0	0	0	0	0	0	0	0	
08:15	0	5	3	0	0	0	0	9	1	0	0	0	0	1	9	1	0	0	0	0	0	0	0	1	
08:30	0	2	0	0	0	0	0	2	0	0	0	0	0	0	2	0	0	0	0	0	0	0	0	0	
08:45	0	4	0	0	0	0	0	4	0	0	0	0	0	0	4	0	0	0	0	0	0	0	0	0	
09:00	0	5	0	0	0	0	0	6	1	0	0	0	0	1	6	1	0	0	0	0	0	0	0	1	
09:15	0	3	1	0	0	0	0	5	0	0	1	0	0	0	5	0	0	0	0	0	0	0	0	0	
09:30	0	3	2	0	0	0	0	5	0	0	0	0	0	0	5	0	0	0	0	0	0	0	0	0	
09:45	0	6	1	0	0	0	0	7	0	0	0	0	0	0	7	0	0	0	0	0	0	0	0	0	
16:00	0	5	2	0	0	0	0	9	0	0	0	0	0	2	9	0	0	0	0	0	0	0	0	0	
16:15	0	12	3	1	0	0	0	16	1	0	0	0	0	0	16	1	0	0	0	0	0	0	0	1	
16:30	0	6	3	0	0	0	0	10	0	0	0	0	0	1	10	0	0	0	0	0	0	0	0	0	
16:45	0	9	2	0	0	0	0	11	0	0	0	0	0	0	11	0	0	0	0	0	0	0	0	0	
17:00	0	7	2	0	0	0	0	9	0	0	0	0	0	0	9	0	0	0	0	0	0	0	0	0	
17:15	0	11	0	0	0	0	0	12	0	0	0	0	0	1	12	0	0	0	0	0	0	0	0	0	
17:30	0	10	0	0	0	0	0	11	0	0	0	0	1	0	11	0	0	0	0	0	0	0	0	0	
17:45	0	10	1	0	0	0	0	12	0	0	0	0	0	1	12	0	0	0	0	0	0	0	0	0	
18:00	0	9	2	0	0	0	0	11	0	0	0	0	0	0	11	0	0	0	0	0	0	0	0	0	
18:15	0	11	0	0	0	0	0	12	0	0	0	0	0	1	12	0	0	0	0	0	0	0	0	0	
18:30	0	7	0	0	0	0	0	7	0	0	0	0	0	0	7	0	0	0	0	0	0	0	0	0	
18:45	0	5	0	0	0	0	0	5	0	0	0	0	0	0	5	0	0	0	0	0	0	0	0	0	
Start Time	Rolling Hour								Rolling Hour								Rolling Hour								
	Cars	LGV	OGV1	OGV2	Buses	M/C	Cycle	Total	Cars	LGV	OGV1	OGV2	Buses	M/C	Cycle	Total	Cars	LGV	OGV1	OGV2	Buses	M/C	Cycle	Total	
07:00	0	0	0	0	0	0	0	0	8	3	0	0	0	0	0	11	1	0	0	0	0	0	0	0	1
07:15	0	0	0	0	0	0	0	0	9	3	0	0	0	0	0	12	1	0	0	0	0	0	0	0	1
07:30	0	0	0	0	0	0	0	0	12	5	0	0	0	0	1	18	2	0	0	0	0	0	0	0	2
07:45	0	0	0	0	0	0	0	0	12	3	0	0	0	0	1	16	2	0	0	0	0	0	0	0	2
08:00	0	0	0	0	0	0	0	0	13	3	0	0	0	0	1	17	1	0	0	0	0	0	0	0	1
08:15	0	0	0	0	0	0	0	0	16	3	0	0	0	0	2	21	2	0	0	0	0	0	0	0	2
08:30	0	0	0	0	0	0	0	0	14	1	0	1	0	0	1	17	1	0	0	0	0	0	0	0	1
08:45	0	0	0	0	0	0	0	0	15	3	0	1	0	0	1	20	1	0	0	0	0	0	0	0	1
09:00	0	0	0	0	0	0	0	0	17	4	0	1	0	0	1	23	1	0	0	0	0	0	0	0	1
16:00	0	0	0	0	0	0	0	0	32	10	1	0	0	0	3	46	1	0	0	0	0	0	0	0	1
16:15	0	0	0	0	0	0	0	0	34	10	1	0	0	0	1	46	1	0	0	0	0	0	0	0	1
16:30	0	0	0	0	0	0	0	0	33	7	0	0	0	0	2	42	0	0	0	0	0	0	0	0	0
16:45	0	0	0	0	0	0	0	0	37	4	0	0	0	1	1	43	0	0	0	0	0	0	0	0	0
17:00	0	0	0	0	0	0	0	0	38	3	0	0	0	1	2	44	0	0	0	0	0	0	0	0	0
17:15	0	0	0	0	0	0	0	0	40	3	0	0	0	1	2	46	0	0	0	0	0	0	0	0	0
17:30	0	0	0	0	0	0	0	0	40	3	0	0	0	1	2	46	0	0	0	0	0	0	0	0	0
17:45	0	0	0	0	0	0	0	0	37	3	0	0	0	0	2	42	0	0	0	0	0	0	0	0	0
18:00	0	0	0	0	0	0	0	0	32	2	0	0	0	0	1	35	0	0	0	0	0	0	0	0	0

# Intelligent Data Collection Limited



Client: Mott McDonald  
 Project Number: ID06180  
 Junction Number: Site 3

Date of Survey: 07.12.2021  
 Junction Name: Bannold Road / Way Lane  
 Junction Type: T-Junction

Arm A: Bannold Road (E)  
 Arm B: Way Lane (S)

Arm C: Bannold Road (W)

Time	B2 to B								B2 to A								B2 to C							
	Cars	LGV	OGV1	OGV2	Buses	M/C	Cycle	Total	Cars	LGV	OGV1	OGV2	Buses	M/C	Cycle	Total	Cars	LGV	OGV1	OGV2	Buses	M/C	Cycle	Total
07:00	0	0	0	0	0	0	0	0	0	0	0	0	0	0	0	0	0	0	0	0	0	0	0	0
07:15	0	0	0	0	0	0	0	0	0	0	0	0	0	0	0	0	4	1	0	0	0	0	0	5
07:30	0	0	0	0	0	0	0	0	0	0	0	0	0	0	0	0	1	1	0	0	0	0	0	2
07:45	0	0	0	0	0	0	0	0	0	0	0	0	0	0	0	0	5	1	0	0	0	0	0	6
08:00	0	0	0	0	0	0	0	0	0	0	0	0	0	0	0	0	9	1	0	0	1	0	1	12
08:15	0	0	0	0	0	0	0	0	0	0	0	0	0	0	0	0	8	1	0	0	1	0	0	10
08:30	0	0	0	0	0	0	0	0	0	0	0	0	0	0	0	0	7	0	0	0	0	0	0	7
08:45	0	0	0	0	0	0	0	0	0	0	0	0	0	0	0	0	12	3	0	0	0	0	0	15
09:00	0	0	0	0	0	0	0	0	0	0	0	0	0	0	0	0	6	1	0	0	0	0	1	8
09:15	0	0	0	0	0	0	0	0	0	0	0	0	0	0	0	0	8	2	0	0	0	0	0	10
09:30	0	0	0	0	0	0	0	0	0	0	0	0	0	0	0	0	4	2	0	0	0	0	0	6
09:45	0	0	0	0	0	0	0	0	0	0	0	0	0	0	0	0	3	0	0	0	0	0	0	3
16:00	0	0	0	0	0	0	0	0	0	0	0	0	0	0	0	0	8	1	0	0	0	0	0	9
16:15	0	0	0	0	0	0	0	0	0	0	0	0	0	0	0	0	17	1	0	0	0	0	1	19
16:30	0	0	0	0	0	0	0	0	0	0	0	0	0	0	0	0	9	3	0	0	0	0	2	14
16:45	0	0	0	0	0	0	0	0	0	0	0	0	0	0	0	0	12	3	0	0	0	0	1	16
17:00	0	0	0	0	0	0	0	0	0	0	0	0	0	0	0	0	7	2	0	0	0	0	0	9
17:15	0	0	0	0	0	0	0	0	0	0	0	0	0	0	0	0	22	3	0	0	0	0	1	26
17:30	0	0	0	0	0	0	0	0	0	0	0	0	0	0	0	0	15	2	0	0	0	0	2	19
17:45	0	0	0	0	0	0	0	0	0	0	0	0	0	0	0	0	16	0	0	0	0	0	1	17
18:00	0	0	0	0	0	0	0	0	0	0	0	0	0	0	0	0	6	0	0	0	0	0	0	6
18:15	0	0	0	0	0	0	0	0	0	0	0	0	0	0	0	0	9	0	0	0	0	0	0	9
18:30	0	0	0	0	0	0	0	0	0	0	0	0	0	0	0	0	16	0	0	0	0	1	1	18
18:45	0	0	0	0	0	0	0	0	0	0	0	0	0	0	0	0	9	0	0	0	0	0	1	10
Start Time	Rolling Hour								Rolling Hour								Rolling Hour							
	Cars	LGV	OGV1	OGV2	Buses	M/C	Cycle	Total	Cars	LGV	OGV1	OGV2	Buses	M/C	Cycle	Total	Cars	LGV	OGV1	OGV2	Buses	M/C	Cycle	Total
07:00	0	0	0	0	0	0	0	0	0	0	0	0	0	0	0	0	10	4	0	0	0	0	0	14
07:15	0	0	0	0	0	0	0	0	0	0	0	0	0	0	0	0	19	4	0	0	1	0	1	25
07:30	0	0	0	0	0	0	0	0	0	0	0	0	0	0	0	0	23	4	0	0	2	0	1	30
07:45	0	0	0	0	0	0	0	0	0	0	0	0	0	0	0	0	29	3	0	0	2	0	1	35
08:00	0	0	0	0	0	0	0	0	0	0	0	0	0	0	0	0	36	5	0	0	2	0	1	44
08:15	0	0	0	0	0	0	0	0	0	0	0	0	0	0	0	0	33	5	0	0	1	0	1	40
08:30	0	0	0	0	0	0	0	0	0	0	0	0	0	0	0	0	33	6	0	0	0	0	1	40
08:45	0	0	0	0	0	0	0	0	0	0	0	0	0	0	0	0	30	8	0	0	0	0	1	39
09:00	0	0	0	0	0	0	0	0	0	0	0	0	0	0	0	0	21	5	0	0	0	0	1	27
16:00	0	0	0	0	0	0	0	0	0	0	0	0	0	0	0	0	46	8	0	0	0	0	4	58
16:15	0	0	0	0	0	0	0	0	0	0	0	0	0	0	0	0	45	9	0	0	0	0	4	58
16:30	0	0	0	0	0	0	0	0	0	0	0	0	0	0	0	0	50	11	0	0	0	0	4	65
16:45	0	0	0	0	0	0	0	0	0	0	0	0	0	0	0	0	56	10	0	0	0	0	4	70
17:00	0	0	0	0	0	0	0	0	0	0	0	0	0	0	0	0	60	7	0	0	0	0	4	71
17:15	0	0	0	0	0	0	0	0	0	0	0	0	0	0	0	0	59	5	0	0	0	0	4	68
17:30	0	0	0	0	0	0	0	0	0	0	0	0	0	0	0	0	46	2	0	0	0	0	3	51
17:45	0	0	0	0	0	0	0	0	0	0	0	0	0	0	0	0	47	0	0	0	0	1	2	50
18:00	0	0	0	0	0	0	0	0	0	0	0	0	0	0	0	0	40	0	0	0	0	1	2	43



# Intelligent Data Collection Limited



Client: Mott McDonald  
 Project Number: ID06180  
 Junction Number: Site 3

Date of Survey: 07.12.2021  
 Junction Name: Bannold Road / Way Lane  
 Junction Type: T-Junction

Arm A: Bannold Road (E)  
 Arm B: Way Lane (S)

Arm C: Bannold Road (W)

Time	C1 to C								C1 to B								C1 to A							
	Cars	LGV	OGV1	OGV2	Buses	M/C	Cycle	Total	Cars	LGV	OGV1	OGV2	Buses	M/C	Cycle	Total	Cars	LGV	OGV1	OGV2	Buses	M/C	Cycle	Total
07:00	0	0	0	0	0	0	0	0	7	1	0	0	0	1	0	9	1	0	0	0	0	0	0	1
07:15	0	0	0	0	0	0	0	0	7	1	0	0	0	0	2	10	0	0	0	0	0	0	0	0
07:30	0	0	0	0	0	0	0	0	11	1	0	0	0	0	0	12	0	1	1	0	0	0	0	2
07:45	0	0	0	0	0	0	0	0	10	2	0	0	0	0	2	14	2	1	0	0	0	0	0	3
08:00	0	0	0	0	0	0	0	0	12	2	0	0	1	0	3	18	5	3	0	0	0	0	0	8
08:15	0	0	0	0	0	0	0	0	18	0	0	0	1	0	1	20	0	0	1	1	0	0	0	2
08:30	0	0	0	0	0	0	0	0	16	0	0	0	0	0	0	16	4	3	0	0	0	0	0	7
08:45	0	0	0	0	0	0	0	0	8	2	0	0	0	0	1	11	7	3	0	0	0	0	0	10
09:00	0	0	0	0	0	0	0	0	6	1	0	0	0	0	1	8	3	2	0	0	0	0	0	5
09:15	0	0	0	0	0	0	0	0	10	2	0	0	0	0	0	12	5	1	0	0	0	0	0	6
09:30	0	0	0	0	0	0	0	0	3	1	0	0	0	0	1	5	2	1	0	1	0	0	0	4
09:45	0	0	0	0	0	0	0	0	7	0	0	0	0	0	0	7	2	1	0	0	0	0	0	3
16:00	0	0	0	0	0	0	0	0	4	2	0	0	1	0	0	7	10	0	0	0	0	1	0	11
16:15	0	0	0	0	0	0	0	0	8	1	0	0	0	0	0	9	9	0	0	0	0	0	0	9
16:30	0	0	0	0	0	0	0	0	7	2	0	0	0	0	0	9	7	1	0	0	0	0	0	8
16:45	0	0	0	0	0	0	0	0	5	0	1	0	0	0	0	6	9	3	0	0	0	0	0	12
17:00	0	0	0	0	0	0	0	0	4	1	0	0	0	0	0	5	11	2	0	0	0	0	0	13
17:15	0	0	0	0	0	0	0	0	7	2	0	0	0	0	0	9	7	2	0	0	0	0	0	9
17:30	0	0	0	0	0	0	0	0	7	1	0	0	0	0	1	9	5	2	0	0	0	0	0	7
17:45	0	0	0	0	0	0	0	0	5	0	0	0	0	0	0	5	13	2	0	0	0	0	0	15
18:00	0	0	0	0	0	0	0	0	9	0	0	0	0	0	0	9	8	0	0	0	0	0	0	8
18:15	0	0	0	0	0	0	0	0	4	0	0	0	0	0	0	4	8	0	0	0	0	0	0	8
18:30	0	0	0	0	0	0	0	0	8	1	0	0	0	1	1	11	7	0	0	0	0	0	0	7
18:45	0	0	0	0	0	0	0	0	10	0	0	0	0	0	0	10	4	0	0	0	0	0	1	5
Start Time	Rolling Hour								Rolling Hour								Rolling Hour							
	Cars	LGV	OGV1	OGV2	Buses	M/C	Cycle	Total	Cars	LGV	OGV1	OGV2	Buses	M/C	Cycle	Total	Cars	LGV	OGV1	OGV2	Buses	M/C	Cycle	Total
07:00	0	0	0	0	0	0	0	0	35	5	0	0	0	1	4	45	3	2	1	0	0	0	0	6
07:15	0	0	0	0	0	0	0	0	40	6	0	0	1	0	7	54	7	5	1	0	0	0	0	13
07:30	0	0	0	0	0	0	0	0	51	5	0	0	2	0	6	64	7	5	2	1	0	0	0	15
07:45	0	0	0	0	0	0	0	0	56	4	0	0	2	0	6	68	11	7	1	1	0	0	0	20
08:00	0	0	0	0	0	0	0	0	54	4	0	0	2	0	5	65	16	9	1	1	0	0	0	27
08:15	0	0	0	0	0	0	0	0	48	3	0	0	1	0	3	55	14	8	1	1	0	0	0	24
08:30	0	0	0	0	0	0	0	0	40	5	0	0	0	0	2	47	19	9	0	0	0	0	0	28
08:45	0	0	0	0	0	0	0	0	27	6	0	0	0	0	3	36	17	7	0	1	0	0	0	25
09:00	0	0	0	0	0	0	0	0	26	4	0	0	0	0	2	32	12	5	0	1	0	0	0	18
16:00	0	0	0	0	0	0	0	0	24	5	1	0	1	0	0	31	35	4	0	0	0	1	0	40
16:15	0	0	0	0	0	0	0	0	24	4	1	0	0	0	0	29	36	6	0	0	0	0	0	42
16:30	0	0	0	0	0	0	0	0	23	5	1	0	0	0	0	29	34	8	0	0	0	0	0	42
16:45	0	0	0	0	0	0	0	0	23	4	1	0	0	0	1	29	32	9	0	0	0	0	0	41
17:00	0	0	0	0	0	0	0	0	23	4	0	0	0	0	1	28	36	8	0	0	0	0	0	44
17:15	0	0	0	0	0	0	0	0	28	3	0	0	0	0	1	32	33	6	0	0	0	0	0	39
17:30	0	0	0	0	0	0	0	0	25	1	0	0	0	0	1	27	34	4	0	0	0	0	0	38
17:45	0	0	0	0	0	0	0	0	26	1	0	0	0	1	1	29	36	2	0	0	0	0	0	38
18:00	0	0	0	0	0	0	0	0	31	1	0	0	0	1	1	34	27	0	0	0	0	0	1	28

# Intelligent Data Collection Limited



**Client:** Mott McDonald      **Date of Survey:** 07.12.2021  
**Project Number:** ID06180      **Junction Name:** Bannold Road / Way Lane  
**Junction Number:** Site 3      **Junction Type:** T-Junction

Time	Arm A Approach								Arm A Exit									
	Cars	LGV	OGV1	OGV2	Buses	M/C	Cycle	Total	Cars	LGV	OGV1	OGV2	Buses	M/C	Cycle	Total		
07:00	10	5	0	0	0	0	0	15	2	0	0	0	0	0	0	2		
07:15	14	2	0	0	0	0	0	16	2	1	0	0	0	0	0	3		
07:30	26	5	0	0	0	0	0	31	2	3	1	0	0	0	0	6		
07:45	13	2	0	0	0	1	0	16	5	1	0	0	0	0	0	6		
08:00	18	1	0	0	0	0	0	19	7	3	0	0	0	0	0	10		
08:15	12	2	0	0	0	0	5	19	5	3	1	1	0	0	1	11		
08:30	26	2	0	0	0	0	0	28	6	3	0	0	0	0	0	9		
08:45	24	3	0	0	0	0	0	27	11	3	0	0	0	0	0	14		
09:00	6	2	0	2	0	0	2	12	8	2	0	0	0	0	1	11		
09:15	12	2	0	0	0	0	2	16	8	2	0	1	0	0	0	11		
09:30	10	3	0	0	0	0	0	13	5	3	0	1	0	0	0	9		
09:45	7	3	0	0	0	0	0	10	8	2	0	0	0	0	0	10		
16:00	12	1	0	0	0	0	1	14	15	2	0	0	0	1	2	20		
16:15	9	4	0	0	0	0	0	13	21	3	1	0	0	0	0	25		
16:30	13	3	0	0	0	0	0	16	13	4	0	0	0	0	1	18		
16:45	10	3	0	0	0	0	0	13	18	5	0	0	0	0	0	23		
17:00	13	3	0	0	0	0	0	16	18	4	0	0	0	0	0	22		
17:15	13	3	0	0	0	0	0	16	18	2	0	0	0	0	1	21		
17:30	10	1	0	0	0	0	1	12	15	2	0	0	0	1	0	18		
17:45	9	0	0	0	0	0	1	10	23	3	0	0	0	0	1	27		
18:00	6	2	0	0	0	0	0	8	17	2	0	0	0	0	0	19		
18:15	4	0	0	0	0	0	1	5	19	0	0	0	0	0	1	20		
18:30	6	0	0	0	0	0	0	6	14	0	0	0	0	0	0	14		
18:45	3	2	0	0	0	0	0	5	9	0	0	0	0	0	1	10		
Start Time	Rolling Hour								Total	Rolling Hour								Total
07:00	63	14	0	0	0	1	0	78	11	5	1	0	0	0	0	17		
07:15	71	10	0	0	0	1	0	82	16	8	1	0	0	0	0	25		
07:30	69	10	0	0	0	1	5	85	19	10	2	1	0	0	1	33		
07:45	69	7	0	0	0	1	5	82	23	10	1	1	0	0	1	36		
08:00	80	8	0	0	0	0	5	93	29	12	1	1	0	0	1	44		
08:15	68	9	0	2	0	0	7	86	30	11	1	1	0	0	2	45		
08:30	68	9	0	2	0	0	4	83	33	10	0	1	0	0	1	45		
08:45	52	10	0	2	0	0	4	68	32	10	0	2	0	0	1	45		
09:00	35	10	0	2	0	0	4	51	29	9	0	2	0	0	1	41		
16:00	44	11	0	0	0	0	1	56	67	14	1	0	0	1	3	86		
16:15	45	13	0	0	0	0	0	58	70	16	1	0	0	0	1	88		
16:30	49	12	0	0	0	0	0	61	67	15	0	0	0	0	2	84		
16:45	46	10	0	0	0	0	1	57	69	13	0	0	0	1	1	84		
17:00	45	7	0	0	0	0	2	54	74	11	0	0	0	1	2	88		
17:15	38	6	0	0	0	0	2	46	73	9	0	0	0	1	2	85		
17:30	29	3	0	0	0	0	3	35	74	7	0	0	0	1	2	84		
17:45	25	2	0	0	0	0	2	29	73	5	0	0	0	0	2	80		
18:00	19	4	0	0	0	0	1	24	59	2	0	0	0	0	2	63		

# Intelligent Data Collection Limited



**Client:** Mott McDonald      **Date of Survey:** 07.12.2021  
**Project Number:** ID06180      **Junction Name:** Bannold Road / Way Lane  
**Junction Number:** Site 3      **Junction Type:** T-Junction

Time	Arm B Approach								Arm B Exit									
	Cars	LGV	OGV1	OGV2	Buses	M/C	Cycle	Total	Cars	LGV	OGV1	OGV2	Buses	M/C	Cycle	Total		
07:00	1	1	0	0	0	0	0	2	12	3	0	0	0	1	0	16		
07:15	6	2	0	0	0	0	0	8	15	3	0	0	0	0	2	20		
07:30	3	3	0	0	0	0	0	6	27	3	0	0	0	0	0	30		
07:45	9	1	0	0	0	0	0	10	13	4	0	0	0	0	2	19		
08:00	11	1	0	0	1	0	1	14	24	2	0	0	1	0	3	30		
08:15	14	4	0	0	1	0	1	20	24	0	0	0	1	0	5	30		
08:30	9	0	0	0	0	0	0	9	27	1	0	0	0	0	0	28		
08:45	16	3	0	0	0	0	0	19	18	3	0	0	0	0	1	22		
09:00	12	1	0	0	0	0	2	15	10	1	0	0	0	0	2	13		
09:15	11	3	0	1	0	0	0	15	15	2	0	0	0	0	1	18		
09:30	7	4	0	0	0	0	0	11	10	2	0	0	0	0	1	13		
09:45	9	1	0	0	0	0	0	10	11	1	0	0	0	0	0	12		
16:00	13	3	0	0	0	0	2	18	10	3	0	0	1	0	1	15		
16:15	30	4	1	0	0	0	1	36	10	3	0	0	0	0	0	13		
16:30	15	6	0	0	0	0	3	24	15	3	0	0	0	0	0	18		
16:45	21	5	0	0	0	0	1	27	9	0	1	0	0	0	0	10		
17:00	14	4	0	0	0	0	0	18	6	3	0	0	0	0	0	9		
17:15	33	3	0	0	0	0	2	38	12	3	0	0	0	0	0	15		
17:30	25	2	0	0	0	1	2	30	11	2	0	0	0	0	2	15		
17:45	26	1	0	0	0	0	2	29	8	0	0	0	0	0	0	8		
18:00	15	2	0	0	0	0	0	17	12	1	0	0	0	0	0	13		
18:15	20	0	0	0	0	0	1	21	5	0	0	0	0	0	1	6		
18:30	23	0	0	0	0	1	1	25	11	1	0	0	0	1	1	14		
18:45	14	0	0	0	0	0	1	15	11	1	0	0	0	0	0	12		
Start Time	Rolling Hour								Total	Rolling Hour								Total
07:00	19	7	0	0	0	0	0	26	67	13	0	0	0	1	4	85		
07:15	29	7	0	0	1	0	1	38	79	12	0	0	1	0	7	99		
07:30	37	9	0	0	2	0	2	50	88	9	0	0	2	0	10	109		
07:45	43	6	0	0	2	0	2	53	88	7	0	0	2	0	10	107		
08:00	50	8	0	0	2	0	2	62	93	6	0	0	2	0	9	110		
08:15	51	8	0	0	1	0	3	63	79	5	0	0	1	0	8	93		
08:30	48	7	0	1	0	0	2	58	70	7	0	0	0	0	4	81		
08:45	46	11	0	1	0	0	2	60	53	8	0	0	0	0	5	66		
09:00	39	9	0	1	0	0	2	51	46	6	0	0	0	0	4	56		
16:00	79	18	1	0	0	0	7	105	44	9	1	0	1	0	1	56		
16:15	80	19	1	0	0	0	5	105	40	9	1	0	0	0	0	50		
16:30	83	18	0	0	0	0	6	107	42	9	1	0	0	0	0	52		
16:45	93	14	0	0	0	1	5	113	38	8	1	0	0	0	2	49		
17:00	98	10	0	0	0	1	6	115	37	8	0	0	0	0	2	47		
17:15	99	8	0	0	0	1	6	114	43	6	0	0	0	0	2	51		
17:30	86	5	0	0	0	1	5	97	36	3	0	0	0	0	3	42		
17:45	84	3	0	0	0	1	4	92	36	2	0	0	0	1	2	41		
18:00	72	2	0	0	0	1	3	78	39	3	0	0	0	1	2	45		

# Intelligent Data Collection Limited



**Client:** Mott McDonald      **Date of Survey:** 07.12.2021  
**Project Number:** ID06180      **Junction Name:** Bannold Road / Way Lane  
**Junction Number:** Site 3      **Junction Type:** T-Junction

Time	Arm C Approach								Arm C Exit									
	Cars	LGV	OGV1	OGV2	Buses	M/C	Cycle	Total	Cars	LGV	OGV1	OGV2	Buses	M/C	Cycle	Total		
07:00	8	1	0	0	0	1	0	10	5	4	0	0	0	0	0	9		
07:15	7	1	0	0	0	0	2	10	10	1	0	0	0	0	0	11		
07:30	11	2	1	0	0	0	0	14	11	4	0	0	0	0	0	15		
07:45	12	3	0	0	0	0	2	17	16	1	0	0	0	1	0	18		
08:00	17	5	0	0	1	0	3	26	15	2	0	0	1	0	1	19		
08:15	18	0	1	1	1	0	1	22	15	3	0	0	1	0	1	20		
08:30	20	3	0	0	0	0	0	23	22	1	0	0	0	0	0	23		
08:45	15	5	0	0	0	0	1	21	26	5	0	0	0	0	0	31		
09:00	9	3	0	0	0	0	1	13	9	3	0	2	0	0	2	16		
09:15	15	3	0	0	0	0	0	18	15	4	0	0	0	0	1	20		
09:30	5	2	0	1	0	0	1	9	7	4	0	0	0	0	0	11		
09:45	9	1	0	0	0	0	0	10	6	2	0	0	0	0	0	8		
16:00	14	2	0	0	1	1	0	18	14	1	0	0	0	0	0	15		
16:15	17	1	0	0	0	0	0	18	25	3	0	0	0	0	1	29		
16:30	14	3	0	0	0	0	0	17	14	5	0	0	0	0	2	21		
16:45	14	3	1	0	0	0	0	18	18	6	0	0	0	0	1	25		
17:00	15	3	0	0	0	0	0	18	18	3	0	0	0	0	0	21		
17:15	14	4	0	0	0	0	0	18	30	5	0	0	0	0	1	36		
17:30	12	3	0	0	0	0	1	16	21	2	0	0	0	0	2	25		
17:45	18	2	0	0	0	0	0	20	22	0	0	0	0	0	2	24		
18:00	17	0	0	0	0	0	0	17	9	1	0	0	0	0	0	10		
18:15	12	0	0	0	0	0	0	12	12	0	0	0	0	0	0	12		
18:30	15	1	0	0	0	1	1	18	19	0	0	0	0	1	1	21		
18:45	14	0	0	0	0	0	1	15	11	1	0	0	0	0	1	13		
Start Time	Rolling Hour								Total	Rolling Hour								Total
07:00	38	7	1	0	0	1	4	51	42	10	0	0	0	1	0	53		
07:15	47	11	1	0	1	0	7	67	52	8	0	0	1	1	1	63		
07:30	58	10	2	1	2	0	6	79	57	10	0	0	2	1	2	72		
07:45	67	11	1	1	2	0	6	88	68	7	0	0	2	1	2	80		
08:00	70	13	1	1	2	0	5	92	78	11	0	0	2	0	2	93		
08:15	62	11	1	1	1	0	3	79	72	12	0	2	1	0	3	90		
08:30	59	14	0	0	0	0	2	75	72	13	0	2	0	0	3	90		
08:45	44	13	0	1	0	0	3	61	57	16	0	2	0	0	3	78		
09:00	38	9	0	1	0	0	2	50	37	13	0	2	0	0	3	55		
16:00	59	9	1	0	1	1	0	71	71	15	0	0	0	0	4	90		
16:15	60	10	1	0	0	0	0	71	75	17	0	0	0	0	4	96		
16:30	57	13	1	0	0	0	0	71	80	19	0	0	0	0	4	103		
16:45	55	13	1	0	0	0	1	70	87	16	0	0	0	0	4	107		
17:00	59	12	0	0	0	0	1	72	91	10	0	0	0	0	5	106		
17:15	61	9	0	0	0	0	1	71	82	8	0	0	0	0	5	95		
17:30	59	5	0	0	0	0	1	65	64	3	0	0	0	0	4	71		
17:45	62	3	0	0	0	1	1	67	62	1	0	0	0	1	3	67		
18:00	58	1	0	0	0	1	2	62	51	2	0	0	0	1	2	56		

# Intelligent Data Collection Limited



**Client:** Mott McDonald      **Date of Survey:** 07.12.2021  
**Project Number:** ID06180      **Junction Name:** Bannold Road / Way Lane  
**Junction Number:** Site 3      **Junction Type:** T-Junction

Total Junction Flow								
Time	Cars	LGV	OGV1	OGV2	Buses	M/C	Cycle	Total
07:00	19	7	0	0	0	1	0	27
07:15	27	5	0	0	0	0	2	34
07:30	40	10	1	0	0	0	0	51
07:45	34	6	0	0	0	1	2	43
08:00	46	7	0	0	2	0	4	59
08:15	44	6	1	1	2	0	7	61
08:30	55	5	0	0	0	0	0	60
08:45	55	11	0	0	0	0	1	67
09:00	27	6	0	2	0	0	5	40
09:15	38	8	0	1	0	0	2	49
09:30	22	9	0	1	0	0	1	33
09:45	25	5	0	0	0	0	0	30
16:00	39	6	0	0	1	1	3	50
16:15	56	9	1	0	0	0	1	67
16:30	42	12	0	0	0	0	3	57
16:45	45	11	1	0	0	0	1	58
17:00	42	10	0	0	0	0	0	52
17:15	60	10	0	0	0	0	2	72
17:30	47	6	0	0	0	1	4	58
17:45	53	3	0	0	0	0	3	59
18:00	38	4	0	0	0	0	0	42
18:15	36	0	0	0	0	0	2	38
18:30	44	1	0	0	0	2	2	49
18:45	31	2	0	0	0	0	2	35
Start Time	Rolling Hour							Total
07:00	120	28	1	0	0	2	4	155
07:15	147	28	1	0	2	1	8	187
07:30	164	29	2	1	4	1	13	214
07:45	179	24	1	1	4	1	13	223
08:00	200	29	1	1	4	0	12	247
08:15	181	28	1	3	2	0	13	228
08:30	175	30	0	3	0	0	8	216
08:45	142	34	0	4	0	0	9	189
09:00	112	28	0	4	0	0	8	152
16:00	182	38	2	0	1	1	8	232
16:15	185	42	2	0	0	0	5	234
16:30	189	43	1	0	0	0	6	239
16:45	194	37	1	0	0	1	7	240
17:00	202	29	0	0	0	1	9	241
17:15	198	23	0	0	0	1	9	231
17:30	174	13	0	0	0	1	9	197
17:45	171	8	0	0	0	2	7	188
18:00	149	7	0	0	0	2	6	164

# Intelligent Data Collection Limited



Client: Mott McDonald  
 Project Number: ID06180  
 Junction Number: Site 3

Date of Survey: 07.12.2021  
 Junction Name: Bannold Road / Way Lane  
 Junction Type: T-Junction

Arm A: Bannold Road (E)  
 Arm B: Way Lane (S)

Arm C: Bannold Road (W)

PCU Summary												
Time	A1 to A	A1 to C	A1 to B	B1 to B	B1 to A	B1 to C	B2 to B	B2 to A	B2 to C	C1 to C	C1 to B	C1 to A
07:00	0	8	7	0	1	0	0	0	1	0	8	1
07:15	0	6	10	0	3	0	0	0	5	0	8	0
07:30	0	13	18	0	4	0	0	0	2	0	12	3
07:45	0	10	5	0	3	1	0	0	6	0	12	3
08:00	0	7	12	0	2	0	0	0	12	0	17	8
08:15	0	8	7	0	8	1	0	0	11	0	20	4
08:30	0	16	12	0	2	0	0	0	7	0	16	7
08:45	0	16	11	0	4	0	0	0	15	0	10	10
09:00	0	9	4	0	5	1	0	0	7	0	7	5
09:15	0	9	5	0	6	0	0	0	10	0	12	6
09:30	0	5	8	0	5	0	0	0	6	0	4	5
09:45	0	5	5	0	7	0	0	0	3	0	7	3
16:00	0	6	7	0	7	0	0	0	9	0	8	10
16:15	0	9	4	0	17	1	0	0	18	0	9	9
16:30	0	7	9	0	9	0	0	0	12	0	9	8
16:45	0	9	4	0	11	0	0	0	15	0	7	12
17:00	0	12	4	0	9	0	0	0	9	0	5	13
17:15	0	10	6	0	11	0	0	0	25	0	9	9
17:30	0	6	5	0	10	0	0	0	17	0	8	7
17:45	0	6	3	0	11	0	0	0	16	0	5	15
18:00	0	4	4	0	11	0	0	0	6	0	9	8
18:15	0	3	1	0	11	0	0	0	9	0	4	8
18:30	0	3	3	0	7	0	0	0	17	0	10	7
18:45	0	3	2	0	5	0	0	0	9	0	10	4
Start Time	Rolling Hour											
07:00	0	37	40	0	11	1	0	0	14	0	41	7
07:15	0	36	45	0	12	1	0	0	25	0	49	14
07:30	0	39	42	0	17	2	0	0	31	0	61	17
07:45	0	42	36	0	15	2	0	0	36	0	65	22
08:00	0	47	42	0	16	1	0	0	45	0	63	29
08:15	0	49	34	0	19	2	0	0	40	0	54	26
08:30	0	50	32	0	18	1	0	0	39	0	45	28
08:45	0	39	28	0	21	1	0	0	38	0	34	26
09:00	0	28	22	0	24	1	0	0	26	0	30	19
16:00	0	31	24	0	44	1	0	0	55	0	33	39
16:15	0	37	21	0	46	1	0	0	55	0	30	42
16:30	0	38	23	0	40	0	0	0	62	0	30	42
16:45	0	37	19	0	42	0	0	0	67	0	29	41
17:00	0	34	18	0	42	0	0	0	68	0	27	44
17:15	0	26	18	0	44	0	0	0	65	0	31	39
17:30	0	19	13	0	44	0	0	0	49	0	26	38
17:45	0	16	11	0	40	0	0	0	48	0	28	38
18:00	0	13	10	0	34	0	0	0	41	0	33	27

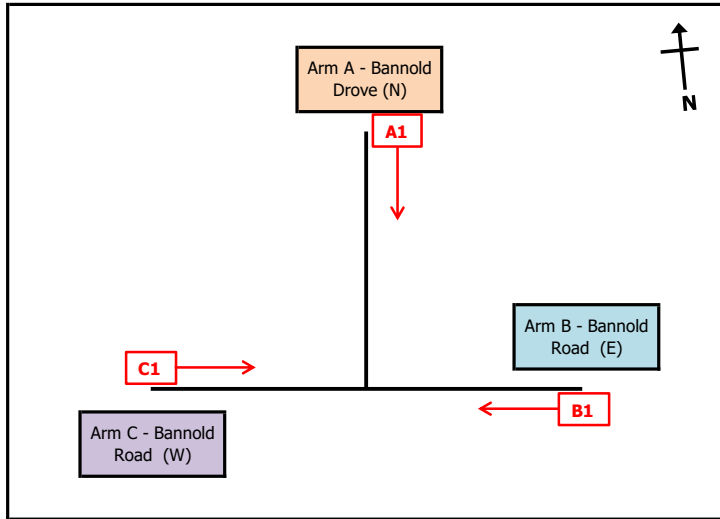
# Intelligent Data Collection Limited



**Client:** Mott McDonald      **Date of Survey:** 07.12.2021  
**Project Number:** ID06180      **Junction Name:** Bannold Road / Bannold Drive  
**Junction Number:** Site 4      **Junction Type:** T-Junction

X Coordinate	Y Coordinate	Google Maps Link
52.270083	0.201203	<a href="#">Click Here</a>
AM Peak Conditions	PM Peak Conditions	
Clear	Showers	

## Junction Layout

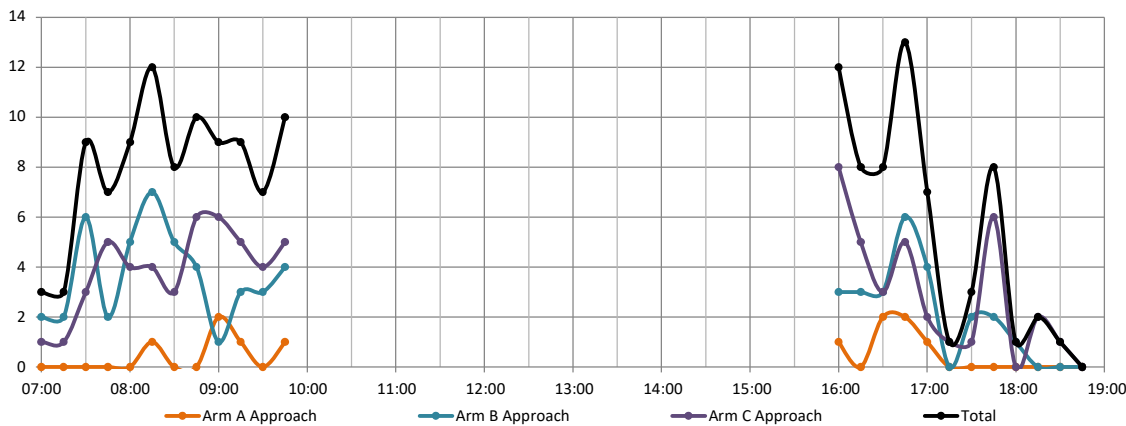


## Aerial Mapping and On-site Camera View



## Junction Flow Profile

Arm Approach Flows (All Vehicles)



**Additional Notes (Factors which may impact on survey results such as accidents, roadworks, special events):**

# Intelligent Data Collection Limited



**Client:** Mott McDonald      **Date of Survey:** 07.12.2021  
**Project Number:** ID06180      **Junction Name:** Bannold Road / Bannold Drive  
**Junction Number:** Site 4      **Junction Type:** T-Junction

Time	Arm A Approach								Arm A Exit									
	Cars	LGV	OGV1	OGV2	Buses	M/C	Cycle	Total	Cars	LGV	OGV1	OGV2	Buses	M/C	Cycle	Total		
07:00	0	0	0	0	0	0	0	0	0	0	0	0	0	0	0	1	1	
07:15	0	0	0	0	0	0	0	0	0	0	0	0	0	0	0	0	0	
07:30	0	0	0	0	0	0	0	0	0	0	0	0	0	0	0	0	0	
07:45	0	0	0	0	0	0	0	0	0	0	1	0	0	0	0	0	1	
08:00	0	0	0	0	0	0	0	0	1	0	0	0	0	0	0	0	1	
08:15	0	1	0	0	0	0	0	1	0	1	0	1	0	0	0	0	2	
08:30	0	0	0	0	0	0	0	0	0	0	0	0	0	0	0	0	0	
08:45	0	0	0	0	0	0	0	0	0	0	0	0	0	0	0	0	0	
09:00	0	0	0	2	0	0	0	2	0	1	0	0	0	0	0	0	1	
09:15	1	0	0	0	0	0	0	1	0	0	0	1	0	0	0	1	1	
09:30	0	0	0	0	0	0	0	0	0	1	0	0	0	0	0	0	1	
09:45	0	1	0	0	0	0	0	1	1	1	0	0	0	0	0	0	2	
16:00	0	1	0	0	0	0	0	1	0	1	0	0	0	0	0	0	1	
16:15	0	0	0	0	0	0	0	0	0	1	1	0	0	0	0	0	2	
16:30	1	1	0	0	0	0	0	2	0	0	0	0	0	0	0	0	0	
16:45	2	0	0	0	0	0	0	2	0	1	0	0	0	0	0	0	1	
17:00	1	0	0	0	0	0	0	1	0	0	0	0	0	0	0	0	0	
17:15	0	0	0	0	0	0	0	0	0	0	0	0	0	0	0	0	0	
17:30	0	0	0	0	0	0	0	0	0	1	0	0	0	0	0	0	1	
17:45	0	0	0	0	0	0	0	0	0	0	0	0	0	0	0	0	0	
18:00	0	0	0	0	0	0	0	0	0	0	0	0	0	0	0	0	0	
18:15	0	0	0	0	0	0	0	0	0	0	0	0	0	0	0	0	0	
18:30	0	0	0	0	0	0	0	0	0	0	0	0	0	0	0	0	0	
18:45	0	0	0	0	0	0	0	0	0	0	0	0	0	0	0	0	0	
Start Time	Rolling Hour								Total	Rolling Hour								Total
07:00	0	0	0	0	0	0	0	0	0	0	1	0	0	0	0	1	2	
07:15	0	0	0	0	0	0	0	0	0	1	1	0	0	0	0	0	2	
07:30	0	1	0	0	0	0	0	1	1	2	0	1	0	0	0	4	4	
07:45	0	1	0	0	0	0	0	1	1	2	0	1	0	0	0	4	4	
08:00	0	1	0	0	0	0	0	1	1	1	0	1	0	0	0	3	3	
08:15	0	1	0	2	0	0	0	3	0	2	0	1	0	0	0	3	3	
08:30	1	0	0	2	0	0	0	3	0	1	0	1	0	0	0	2	2	
08:45	1	0	0	2	0	0	0	3	0	2	0	1	0	0	0	3	3	
09:00	1	1	0	2	0	0	0	4	1	3	0	1	0	0	0	5	5	
16:00	3	2	0	0	0	0	0	5	0	3	1	0	0	0	0	4	4	
16:15	4	1	0	0	0	0	0	5	0	2	1	0	0	0	0	3	3	
16:30	4	1	0	0	0	0	0	5	0	1	0	0	0	0	0	1	1	
16:45	3	0	0	0	0	0	0	3	0	2	0	0	0	0	0	2	2	
17:00	1	0	0	0	0	0	0	1	0	1	0	0	0	0	0	1	1	
17:15	0	0	0	0	0	0	0	0	0	1	0	0	0	0	0	1	1	
17:30	0	0	0	0	0	0	0	0	0	1	0	0	0	0	0	1	1	
17:45	0	0	0	0	0	0	0	0	0	0	0	0	0	0	0	0	0	
18:00	0	0	0	0	0	0	0	0	0	0	0	0	0	0	0	0	0	



# Intelligent Data Collection Limited



**Client:** Mott McDonald      **Date of Survey:** 07.12.2021  
**Project Number:** ID06180      **Junction Name:** Bannold Road / Bannold Drive  
**Junction Number:** Site 4      **Junction Type:** T-Junction

Time	Arm B Approach								Arm B Exit									
	Cars	LGV	OGV1	OGV2	Buses	M/C	Cycle	Total	Cars	LGV	OGV1	OGV2	Buses	M/C	Cycle	Total		
07:00	1	1	0	0	0	0	0	2	0	0	0	0	0	0	0	0		
07:15	2	0	0	0	0	0	0	2	1	0	0	0	0	0	0	1		
07:30	6	0	0	0	0	0	0	6	2	1	0	0	0	0	0	3		
07:45	0	1	0	0	0	1	0	2	3	1	0	0	0	0	0	4		
08:00	5	0	0	0	0	0	0	5	2	1	0	0	0	0	0	3		
08:15	6	0	0	0	0	0	1	7	0	1	0	0	0	0	1	2		
08:30	5	0	0	0	0	0	0	5	1	1	0	0	0	0	1	3		
08:45	3	1	0	0	0	0	0	4	4	2	0	0	0	0	0	6		
09:00	0	0	0	0	0	0	1	1	4	1	0	0	0	0	0	5		
09:15	1	1	0	0	0	0	1	3	2	2	0	0	0	0	0	4		
09:30	2	1	0	0	0	0	0	3	1	1	0	1	0	0	0	3		
09:45	2	2	0	0	0	0	0	4	1	2	0	0	0	0	0	3		
16:00	2	0	0	0	0	0	1	3	4	2	0	0	0	1	1	8		
16:15	0	3	0	0	0	0	0	3	3	1	0	0	0	0	0	4		
16:30	3	0	0	0	0	0	0	3	3	0	0	0	0	0	0	3		
16:45	4	2	0	0	0	0	0	6	3	1	0	0	0	0	0	4		
17:00	3	1	0	0	0	0	0	4	2	0	0	0	0	0	0	2		
17:15	0	0	0	0	0	0	0	0	0	1	0	0	0	0	0	1		
17:30	2	0	0	0	0	0	0	2	0	0	0	0	0	0	0	0		
17:45	1	0	0	0	0	0	1	2	4	2	0	0	0	0	0	6		
18:00	0	1	0	0	0	0	0	1	0	0	0	0	0	0	0	0		
18:15	0	0	0	0	0	0	0	0	2	0	0	0	0	0	0	2		
18:30	0	0	0	0	0	0	0	0	1	0	0	0	0	0	0	1		
18:45	0	0	0	0	0	0	0	0	0	0	0	0	0	0	0	0		
Start Time	Rolling Hour								Total	Rolling Hour								Total
07:00	9	2	0	0	0	1	0	12	6	2	0	0	0	0	0	8		
07:15	13	1	0	0	0	1	0	15	8	3	0	0	0	0	0	11		
07:30	17	1	0	0	0	1	1	20	7	4	0	0	0	0	1	12		
07:45	16	1	0	0	0	1	1	19	6	4	0	0	0	0	2	12		
08:00	19	1	0	0	0	0	1	21	7	5	0	0	0	0	2	14		
08:15	14	1	0	0	0	0	2	17	9	5	0	0	0	0	2	16		
08:30	9	2	0	0	0	0	2	13	11	6	0	0	0	0	1	18		
08:45	6	3	0	0	0	0	2	11	11	6	0	1	0	0	0	18		
09:00	5	4	0	0	0	0	2	11	8	6	0	1	0	0	0	15		
16:00	9	5	0	0	0	0	1	15	13	4	0	0	0	1	1	19		
16:15	10	6	0	0	0	0	0	16	11	2	0	0	0	0	0	13		
16:30	10	3	0	0	0	0	0	13	8	2	0	0	0	0	0	10		
16:45	9	3	0	0	0	0	0	12	5	2	0	0	0	0	0	7		
17:00	6	1	0	0	0	0	1	8	6	3	0	0	0	0	0	9		
17:15	3	1	0	0	0	0	1	5	4	3	0	0	0	0	0	7		
17:30	3	1	0	0	0	0	1	5	6	2	0	0	0	0	0	8		
17:45	1	1	0	0	0	0	1	3	7	2	0	0	0	0	0	9		
18:00	0	1	0	0	0	0	0	1	3	0	0	0	0	0	0	3		

# Intelligent Data Collection Limited



**Client:** Mott McDonald      **Date of Survey:** 07.12.2021  
**Project Number:** ID06180      **Junction Name:** Bannold Road / Bannold Drive  
**Junction Number:** Site 4      **Junction Type:** T-Junction

Time	Arm C Approach								Arm C Exit									
	Cars	LGV	OGV1	OGV2	Buses	M/C	Cycle	Total	Cars	LGV	OGV1	OGV2	Buses	M/C	Cycle	Total		
07:00	0	0	0	0	0	0	1	1	1	1	0	0	0	0	0	2		
07:15	1	0	0	0	0	0	0	1	2	0	0	0	0	0	0	2		
07:30	2	1	0	0	0	0	0	3	6	0	0	0	0	0	0	6		
07:45	3	2	0	0	0	0	0	5	0	1	0	0	0	1	0	2		
08:00	3	1	0	0	0	0	0	4	5	0	0	0	0	0	0	5		
08:15	0	2	0	1	0	0	1	4	6	1	0	0	0	0	1	8		
08:30	1	1	0	0	0	0	1	3	5	0	0	0	0	0	0	5		
08:45	4	2	0	0	0	0	0	6	3	1	0	0	0	0	0	4		
09:00	4	2	0	0	0	0	0	6	0	0	0	2	0	0	1	3		
09:15	2	2	0	1	0	0	0	5	2	1	0	0	0	0	1	4		
09:30	1	2	0	1	0	0	0	4	2	1	0	0	0	0	0	3		
09:45	2	3	0	0	0	0	0	5	2	3	0	0	0	0	0	5		
16:00	4	2	0	0	0	1	1	8	2	0	0	0	0	0	1	3		
16:15	3	1	1	0	0	0	0	5	0	2	0	0	0	0	0	2		
16:30	3	0	0	0	0	0	0	3	4	1	0	0	0	0	0	5		
16:45	3	2	0	0	0	0	0	5	6	2	0	0	0	0	0	8		
17:00	2	0	0	0	0	0	0	2	4	1	0	0	0	0	0	5		
17:15	0	1	0	0	0	0	0	1	0	0	0	0	0	0	0	0		
17:30	0	1	0	0	0	0	0	1	2	0	0	0	0	0	0	2		
17:45	4	2	0	0	0	0	0	6	1	0	0	0	0	0	1	2		
18:00	0	0	0	0	0	0	0	0	0	1	0	0	0	0	0	1		
18:15	2	0	0	0	0	0	0	2	0	0	0	0	0	0	0	0		
18:30	1	0	0	0	0	0	0	1	0	0	0	0	0	0	0	0		
18:45	0	0	0	0	0	0	0	0	0	0	0	0	0	0	0	0		
Start Time	Rolling Hour								Total	Rolling Hour								Total
07:00	6	3	0	0	0	0	1	10	9	2	0	0	0	1	0	12		
07:15	9	4	0	0	0	0	0	13	13	1	0	0	0	1	0	15		
07:30	8	6	0	1	0	0	1	16	17	2	0	0	0	1	1	21		
07:45	7	6	0	1	0	0	2	16	16	2	0	0	0	1	1	20		
08:00	8	6	0	1	0	0	2	17	19	2	0	0	0	0	1	22		
08:15	9	7	0	1	0	0	2	19	14	2	0	2	0	0	2	20		
08:30	11	7	0	1	0	0	1	20	10	2	0	2	0	0	2	16		
08:45	11	8	0	2	0	0	0	21	7	3	0	2	0	0	2	14		
09:00	9	9	0	2	0	0	0	20	6	5	0	2	0	0	2	15		
16:00	13	5	1	0	0	1	1	21	12	5	0	0	0	0	1	18		
16:15	11	3	1	0	0	0	0	15	14	6	0	0	0	0	0	20		
16:30	8	3	0	0	0	0	0	11	14	4	0	0	0	0	0	18		
16:45	5	4	0	0	0	0	0	9	12	3	0	0	0	0	0	15		
17:00	6	4	0	0	0	0	0	10	7	1	0	0	0	0	1	9		
17:15	4	4	0	0	0	0	0	8	3	1	0	0	0	0	1	5		
17:30	6	3	0	0	0	0	0	9	3	1	0	0	0	0	1	5		
17:45	7	2	0	0	0	0	0	9	1	1	0	0	0	0	1	3		
18:00	3	0	0	0	0	0	0	3	0	1	0	0	0	0	0	1		

# Intelligent Data Collection Limited



**Client:** Mott McDonald      **Date of Survey:** 07.12.2021  
**Project Number:** ID06180      **Junction Name:** Bannold Road / Bannold Drive  
**Junction Number:** Site 4      **Junction Type:** T-Junction

Total Junction Flow								
Time	Cars	LGV	OGV1	OGV2	Buses	M/C	Cycle	Total
07:00	1	1	0	0	0	0	1	3
07:15	3	0	0	0	0	0	0	3
07:30	8	1	0	0	0	0	0	9
07:45	3	3	0	0	0	1	0	7
08:00	8	1	0	0	0	0	0	9
08:15	6	3	0	1	0	0	2	12
08:30	6	1	0	0	0	0	1	8
08:45	7	3	0	0	0	0	0	10
09:00	4	2	0	2	0	0	1	9
09:15	4	3	0	1	0	0	1	9
09:30	3	3	0	1	0	0	0	7
09:45	4	6	0	0	0	0	0	10
16:00	6	3	0	0	0	1	2	12
16:15	3	4	1	0	0	0	0	8
16:30	7	1	0	0	0	0	0	8
16:45	9	4	0	0	0	0	0	13
17:00	6	1	0	0	0	0	0	7
17:15	0	1	0	0	0	0	0	1
17:30	2	1	0	0	0	0	0	3
17:45	5	2	0	0	0	0	1	8
18:00	0	1	0	0	0	0	0	1
18:15	2	0	0	0	0	0	0	2
18:30	1	0	0	0	0	0	0	1
18:45	0	0	0	0	0	0	0	0
Start Time	Rolling Hour							Total
07:00	15	5	0	0	0	1	1	22
07:15	22	5	0	0	0	1	0	28
07:30	25	8	0	1	0	1	2	37
07:45	23	8	0	1	0	1	3	36
08:00	27	8	0	1	0	0	3	39
08:15	23	9	0	3	0	0	4	39
08:30	21	9	0	3	0	0	3	36
08:45	18	11	0	4	0	0	2	35
09:00	15	14	0	4	0	0	2	35
16:00	25	12	1	0	0	1	2	41
16:15	25	10	1	0	0	0	0	36
16:30	22	7	0	0	0	0	0	29
16:45	17	7	0	0	0	0	0	24
17:00	13	5	0	0	0	0	1	19
17:15	7	5	0	0	0	0	1	13
17:30	9	4	0	0	0	0	1	14
17:45	8	3	0	0	0	0	1	12
18:00	3	1	0	0	0	0	0	4

# Intelligent Data Collection Limited



**Client:** Mott McDonald      **Date of Survey:** 07.12.2021  
**Project Number:** ID06180      **Junction Name:** Bannold Road / Bannold Drive      **Arm A:** Bannold Drive (N)  
**Junction Number:** Site 4      **Junction Type:** T-Junction      **Arm B:** Bannold Road (E)      **Arm C:** Bannold Road (W)

Time	A1 to A								A1 to C								A1 to B							
	Cars	LGV	OGV1	OGV2	Buses	M/C	Cycle	Total	Cars	LGV	OGV1	OGV2	Buses	M/C	Cycle	Total	Cars	LGV	OGV1	OGV2	Buses	M/C	Cycle	Total
07:00	0	0	0	0	0	0	0	0	0	0	0	0	0	0	0	0	0	0	0	0	0	0	0	0
07:15	0	0	0	0	0	0	0	0	0	0	0	0	0	0	0	0	0	0	0	0	0	0	0	0
07:30	0	0	0	0	0	0	0	0	0	0	0	0	0	0	0	0	0	0	0	0	0	0	0	0
07:45	0	0	0	0	0	0	0	0	0	0	0	0	0	0	0	0	0	0	0	0	0	0	0	0
08:00	0	0	0	0	0	0	0	0	0	0	0	0	0	0	0	0	0	0	0	0	0	0	0	0
08:15	0	0	1	0	0	0	0	1	0	0	0	0	0	0	0	1	0	0	0	0	0	0	0	0
08:30	0	0	0	0	0	0	0	0	0	0	0	0	0	0	0	0	0	0	0	0	0	0	0	0
08:45	0	0	0	0	0	0	0	0	0	0	0	0	0	0	0	0	0	0	0	0	0	0	0	0
09:00	0	0	0	0	0	0	0	0	0	2	0	0	0	0	0	2	0	0	0	0	0	0	0	0
09:15	0	1	0	0	0	0	0	1	0	0	0	0	0	0	1	0	0	0	0	0	0	0	0	0
09:30	0	0	0	0	0	0	0	0	0	0	0	0	0	0	0	0	0	0	0	0	0	0	0	0
09:45	0	0	1	0	0	0	0	1	0	0	0	0	0	0	1	0	0	0	0	0	0	0	0	0
16:00	0	0	0	0	0	0	0	0	0	0	0	0	0	0	0	0	1	0	0	0	0	0	0	1
16:15	0	0	0	0	0	0	0	0	0	0	0	0	0	0	0	0	0	0	0	0	0	0	0	0
16:30	0	1	1	0	0	0	0	2	1	0	0	0	0	0	2	0	0	0	0	0	0	0	0	0
16:45	0	2	0	0	0	0	0	2	0	0	0	0	0	0	2	0	0	0	0	0	0	0	0	0
17:00	0	1	0	0	0	0	0	1	0	0	0	0	0	0	1	0	0	0	0	0	0	0	0	0
17:15	0	0	0	0	0	0	0	0	0	0	0	0	0	0	0	0	0	0	0	0	0	0	0	0
17:30	0	0	0	0	0	0	0	0	0	0	0	0	0	0	0	0	0	0	0	0	0	0	0	0
17:45	0	0	0	0	0	0	0	0	0	0	0	0	0	0	0	0	0	0	0	0	0	0	0	0
18:00	0	0	0	0	0	0	0	0	0	0	0	0	0	0	0	0	0	0	0	0	0	0	0	0
18:15	0	0	0	0	0	0	0	0	0	0	0	0	0	0	0	0	0	0	0	0	0	0	0	0
18:30	0	0	0	0	0	0	0	0	0	0	0	0	0	0	0	0	0	0	0	0	0	0	0	0
18:45	0	0	0	0	0	0	0	0	0	0	0	0	0	0	0	0	0	0	0	0	0	0	0	0
Start Time	Rolling Hour								Rolling Hour								Rolling Hour							
	Cars	LGV	OGV1	OGV2	Buses	M/C	Cycle	Total	Cars	LGV	OGV1	OGV2	Buses	M/C	Cycle	Total	Cars	LGV	OGV1	OGV2	Buses	M/C	Cycle	Total
07:00	0	0	0	0	0	0	0	0	0	0	0	0	0	0	0	0	0	0	0	0	0	0	0	0
07:15	0	0	0	0	0	0	0	0	0	0	0	0	0	0	0	0	0	0	0	0	0	0	0	0
07:30	0	0	0	0	0	0	0	0	0	1	0	0	0	0	0	1	0	0	0	0	0	0	0	0
07:45	0	0	0	0	0	0	0	0	0	1	0	0	0	0	0	1	0	0	0	0	0	0	0	0
08:00	0	0	0	0	0	0	0	0	0	1	0	0	0	0	0	1	0	0	0	0	0	0	0	0
08:15	0	0	0	0	0	0	0	0	0	1	0	2	0	0	0	3	0	0	0	0	0	0	0	0
08:30	0	0	0	0	0	0	0	0	1	0	0	2	0	0	0	3	0	0	0	0	0	0	0	0
08:45	0	0	0	0	0	0	0	0	1	0	0	2	0	0	0	3	0	0	0	0	0	0	0	0
09:00	0	0	0	0	0	0	0	0	1	1	0	2	0	0	0	4	0	0	0	0	0	0	0	0
16:00	0	0	0	0	0	0	0	0	3	1	0	0	0	0	0	4	0	1	0	0	0	0	0	1
16:15	0	0	0	0	0	0	0	0	4	1	0	0	0	0	0	5	0	0	0	0	0	0	0	0
16:30	0	0	0	0	0	0	0	0	4	1	0	0	0	0	0	5	0	0	0	0	0	0	0	0
16:45	0	0	0	0	0	0	0	0	3	0	0	0	0	0	0	3	0	0	0	0	0	0	0	0
17:00	0	0	0	0	0	0	0	0	1	0	0	0	0	0	0	1	0	0	0	0	0	0	0	0
17:15	0	0	0	0	0	0	0	0	0	0	0	0	0	0	0	0	0	0	0	0	0	0	0	0
17:30	0	0	0	0	0	0	0	0	0	0	0	0	0	0	0	0	0	0	0	0	0	0	0	0
17:45	0	0	0	0	0	0	0	0	0	0	0	0	0	0	0	0	0	0	0	0	0	0	0	0
18:00	0	0	0	0	0	0	0	0	0	0	0	0	0	0	0	0	0	0	0	0	0	0	0	0

# Intelligent Data Collection Limited



Client: Mott McDonald  
 Project Number: ID06180  
 Junction Number: Site 4

Date of Survey: 07.12.2021  
 Junction Name: Bannold Road / Bannold Drive  
 Junction Type: T-Junction

Arm A: Bannold Drive (N)  
 Arm B: Bannold Road (E)  
 Arm C: Bannold Road (W)

Time	B1 to B								B1 to A								B1 to C							
	Cars	LGV	OGV1	OGV2	Buses	M/C	Cycle	Total	Cars	LGV	OGV1	OGV2	Buses	M/C	Cycle	Total	Cars	LGV	OGV1	OGV2	Buses	M/C	Cycle	Total
07:00	0	0	0	0	0	0	0	0	0	0	0	0	0	0	0	0	1	1	0	0	0	0	0	2
07:15	0	0	0	0	0	0	0	0	0	0	0	0	0	0	0	0	2	0	0	0	0	0	0	2
07:30	0	0	0	0	0	0	0	0	0	0	0	0	0	0	0	0	6	0	0	0	0	0	0	6
07:45	0	0	0	0	0	0	0	0	0	0	0	0	0	0	0	0	0	1	0	0	0	1	0	2
08:00	0	0	0	0	0	0	0	0	0	0	0	0	0	0	0	0	5	0	0	0	0	0	0	5
08:15	0	0	0	0	0	0	0	0	0	0	0	0	0	0	0	0	6	0	0	0	0	0	1	7
08:30	0	0	0	0	0	0	0	0	0	0	0	0	0	0	0	0	5	0	0	0	0	0	0	5
08:45	0	0	0	0	0	0	0	0	0	0	0	0	0	0	0	0	3	1	0	0	0	0	0	4
09:00	0	0	0	0	0	0	0	0	0	0	0	0	0	0	0	0	0	0	0	0	0	0	1	1
09:15	0	0	0	0	0	0	0	0	0	0	0	0	0	0	0	0	1	1	0	0	0	0	1	3
09:30	0	0	0	0	0	0	0	0	0	0	0	0	0	0	0	0	2	1	0	0	0	0	0	3
09:45	0	0	0	0	0	0	0	0	0	0	0	0	0	0	0	0	2	2	0	0	0	0	0	4
16:00	0	0	0	0	0	0	0	0	0	0	0	0	0	0	0	0	2	0	0	0	0	0	1	3
16:15	0	0	1	0	0	0	0	0	0	0	0	0	0	0	0	1	0	2	0	0	0	0	0	2
16:30	0	0	0	0	0	0	0	0	0	0	0	0	0	0	0	0	3	0	0	0	0	0	0	3
16:45	0	0	0	0	0	0	0	0	0	0	0	0	0	0	0	0	4	2	0	0	0	0	0	6
17:00	0	0	0	0	0	0	0	0	0	0	0	0	0	0	0	0	3	1	0	0	0	0	0	4
17:15	0	0	0	0	0	0	0	0	0	0	0	0	0	0	0	0	0	0	0	0	0	0	0	0
17:30	0	0	0	0	0	0	0	0	0	0	0	0	0	0	0	0	2	0	0	0	0	0	0	2
17:45	0	0	0	0	0	0	0	0	0	0	0	0	0	0	0	0	1	0	0	0	0	0	1	2
18:00	0	0	0	0	0	0	0	0	0	0	0	0	0	0	0	0	0	1	0	0	0	0	0	1
18:15	0	0	0	0	0	0	0	0	0	0	0	0	0	0	0	0	0	0	0	0	0	0	0	0
18:30	0	0	0	0	0	0	0	0	0	0	0	0	0	0	0	0	0	0	0	0	0	0	0	0
18:45	0	0	0	0	0	0	0	0	0	0	0	0	0	0	0	0	0	0	0	0	0	0	0	0
Start Time	Rolling Hour								Rolling Hour								Rolling Hour							
	Cars	LGV	OGV1	OGV2	Buses	M/C	Cycle	Total	Cars	LGV	OGV1	OGV2	Buses	M/C	Cycle	Total	Cars	LGV	OGV1	OGV2	Buses	M/C	Cycle	Total
07:00	0	0	0	0	0	0	0	0	0	0	0	0	0	0	0	0	9	2	0	0	0	1	0	12
07:15	0	0	0	0	0	0	0	0	0	0	0	0	0	0	0	0	13	1	0	0	0	1	0	15
07:30	0	0	0	0	0	0	0	0	0	0	0	0	0	0	0	0	17	1	0	0	0	1	1	20
07:45	0	0	0	0	0	0	0	0	0	0	0	0	0	0	0	0	16	1	0	0	0	1	1	19
08:00	0	0	0	0	0	0	0	0	0	0	0	0	0	0	0	0	19	1	0	0	0	0	1	21
08:15	0	0	0	0	0	0	0	0	0	0	0	0	0	0	0	0	14	1	0	0	0	0	2	17
08:30	0	0	0	0	0	0	0	0	0	0	0	0	0	0	0	0	9	2	0	0	0	0	2	13
08:45	0	0	0	0	0	0	0	0	0	0	0	0	0	0	0	0	6	3	0	0	0	0	2	11
09:00	0	0	0	0	0	0	0	0	0	0	0	0	0	0	0	0	5	4	0	0	0	0	2	11
16:00	0	0	0	0	0	0	0	0	0	1	0	0	0	0	0	1	9	4	0	0	0	0	1	14
16:15	0	0	0	0	0	0	0	0	0	1	0	0	0	0	0	1	10	5	0	0	0	0	0	15
16:30	0	0	0	0	0	0	0	0	0	0	0	0	0	0	0	0	10	3	0	0	0	0	0	13
16:45	0	0	0	0	0	0	0	0	0	0	0	0	0	0	0	0	9	3	0	0	0	0	0	12
17:00	0	0	0	0	0	0	0	0	0	0	0	0	0	0	0	0	6	1	0	0	0	0	1	8
17:15	0	0	0	0	0	0	0	0	0	0	0	0	0	0	0	0	3	1	0	0	0	0	1	5
17:30	0	0	0	0	0	0	0	0	0	0	0	0	0	0	0	0	3	1	0	0	0	0	1	5
17:45	0	0	0	0	0	0	0	0	0	0	0	0	0	0	0	0	1	1	0	0	0	0	1	3
18:00	0	0	0	0	0	0	0	0	0	0	0	0	0	0	0	0	0	1	0	0	0	0	0	1

# Intelligent Data Collection Limited



Client: Mott McDonald  
 Project Number: ID06180  
 Junction Number: Site 4

Date of Survey: 07.12.2021  
 Junction Name: Bannold Road / Bannold Drive  
 Junction Type: T-Junction

Arm A: Bannold Drive (N)  
 Arm B: Bannold Road (E)  
 Arm C: Bannold Road (W)

Time	C1 to C								C1 to B								C1 to A								
	Cars	LGV	OGV1	OGV2	Buses	M/C	Cycle	Total	Cars	LGV	OGV1	OGV2	Buses	M/C	Cycle	Total	Cars	LGV	OGV1	OGV2	Buses	M/C	Cycle	Total	
07:00	0	0	0	0	0	0	0	0	0	0	0	0	0	0	0	0	0	0	0	0	0	0	1	1	
07:15	0	0	0	0	0	0	0	0	1	0	0	0	0	0	0	1	0	0	0	0	0	0	0	0	0
07:30	0	0	0	0	0	0	0	0	2	1	0	0	0	0	0	3	0	0	0	0	0	0	0	0	0
07:45	0	0	0	0	0	0	0	0	3	1	0	0	0	0	0	4	0	1	0	0	0	0	0	0	1
08:00	0	0	0	0	0	0	0	0	2	1	0	0	0	0	0	3	1	0	0	0	0	0	0	0	1
08:15	0	0	0	0	0	0	0	0	0	1	0	0	0	0	1	2	0	1	0	1	0	0	0	0	2
08:30	0	0	0	0	0	0	0	0	1	1	0	0	0	0	1	3	0	0	0	0	0	0	0	0	0
08:45	0	0	0	0	0	0	0	0	4	2	0	0	0	0	0	6	0	0	0	0	0	0	0	0	0
09:00	0	0	0	0	0	0	0	0	4	1	0	0	0	0	0	5	0	1	0	0	0	0	0	0	1
09:15	0	0	0	0	0	0	0	0	2	2	0	0	0	0	0	4	0	0	0	1	0	0	0	0	1
09:30	0	0	0	0	0	0	0	0	1	1	0	1	0	0	0	3	0	1	0	0	0	0	0	0	1
09:45	0	0	0	0	0	0	0	0	1	2	0	0	0	0	0	3	1	1	0	0	0	0	0	0	2
16:00	0	0	0	0	0	0	0	0	4	1	0	0	0	1	1	7	0	1	0	0	0	0	0	0	1
16:15	0	0	0	0	0	0	0	0	3	1	0	0	0	0	0	4	0	0	1	0	0	0	0	0	1
16:30	0	0	0	0	0	0	0	0	3	0	0	0	0	0	0	3	0	0	0	0	0	0	0	0	0
16:45	0	0	0	0	0	0	0	0	3	1	0	0	0	0	0	4	0	1	0	0	0	0	0	0	1
17:00	0	0	0	0	0	0	0	0	2	0	0	0	0	0	0	2	0	0	0	0	0	0	0	0	0
17:15	0	0	0	0	0	0	0	0	0	1	0	0	0	0	0	1	0	0	0	0	0	0	0	0	0
17:30	0	0	0	0	0	0	0	0	0	0	0	0	0	0	0	0	0	1	0	0	0	0	0	0	1
17:45	0	0	0	0	0	0	0	0	4	2	0	0	0	0	0	6	0	0	0	0	0	0	0	0	0
18:00	0	0	0	0	0	0	0	0	0	0	0	0	0	0	0	0	0	0	0	0	0	0	0	0	0
18:15	0	0	0	0	0	0	0	0	2	0	0	0	0	0	0	2	0	0	0	0	0	0	0	0	0
18:30	0	0	0	0	0	0	0	0	1	0	0	0	0	0	0	1	0	0	0	0	0	0	0	0	0
18:45	0	0	0	0	0	0	0	0	0	0	0	0	0	0	0	0	0	0	0	0	0	0	0	0	0
Start Time	Rolling Hour								Rolling Hour								Rolling Hour								
	Cars	LGV	OGV1	OGV2	Buses	M/C	Cycle	Total	Cars	LGV	OGV1	OGV2	Buses	M/C	Cycle	Total	Cars	LGV	OGV1	OGV2	Buses	M/C	Cycle	Total	
07:00	0	0	0	0	0	0	0	0	6	2	0	0	0	0	0	8	0	1	0	0	0	0	0	1	2
07:15	0	0	0	0	0	0	0	0	8	3	0	0	0	0	0	11	1	1	0	0	0	0	0	0	2
07:30	0	0	0	0	0	0	0	0	7	4	0	0	0	0	1	12	1	2	0	1	0	0	0	0	4
07:45	0	0	0	0	0	0	0	0	6	4	0	0	0	0	2	12	1	2	0	1	0	0	0	0	4
08:00	0	0	0	0	0	0	0	0	7	5	0	0	0	0	2	14	1	1	0	1	0	0	0	0	3
08:15	0	0	0	0	0	0	0	0	9	5	0	0	0	0	2	16	0	2	0	1	0	0	0	0	3
08:30	0	0	0	0	0	0	0	0	11	6	0	0	0	0	1	18	0	1	0	1	0	0	0	0	2
08:45	0	0	0	0	0	0	0	0	11	6	0	1	0	0	0	18	0	2	0	1	0	0	0	0	3
09:00	0	0	0	0	0	0	0	0	8	6	0	1	0	0	0	15	1	3	0	1	0	0	0	0	5
16:00	0	0	0	0	0	0	0	0	13	3	0	0	0	1	1	18	0	2	1	0	0	0	0	0	3
16:15	0	0	0	0	0	0	0	0	11	2	0	0	0	0	0	13	0	1	1	0	0	0	0	0	2
16:30	0	0	0	0	0	0	0	0	8	2	0	0	0	0	0	10	0	1	0	0	0	0	0	0	1
16:45	0	0	0	0	0	0	0	0	5	2	0	0	0	0	0	7	0	2	0	0	0	0	0	0	2
17:00	0	0	0	0	0	0	0	0	6	3	0	0	0	0	0	9	0	1	0	0	0	0	0	0	1
17:15	0	0	0	0	0	0	0	0	4	3	0	0	0	0	0	7	0	1	0	0	0	0	0	0	1
17:30	0	0	0	0	0	0	0	0	6	2	0	0	0	0	0	8	0	1	0	0	0	0	0	0	1
17:45	0	0	0	0	0	0	0	0	7	2	0	0	0	0	0	9	0	0	0	0	0	0	0	0	0
18:00	0	0	0	0	0	0	0	0	3	0	0	0	0	0	0	3	0	0	0	0	0	0	0	0	0

# Intelligent Data Collection Limited



Client: Mott McDonald  
 Project Number: ID06180  
 Junction Number: Site 4

Date of Survey: 07.12.2021  
 Junction Name: Bannold Road / Bannold Drive  
 Junction Type: T-Junction

Arm A: Bannold Drive (N)  
 Arm B: Bannold Road (E)  
 Arm C: Bannold Road (W)

PCU Summary									
Time	A1 to A	A1 to C	A1 to B	B1 to B	B1 to A	B1 to C	C1 to C	C1 to B	C1 to A
07:00	0	0	0	0	0	2	0	0	0
07:15	0	0	0	0	0	2	0	1	0
07:30	0	0	0	0	0	6	0	3	0
07:45	0	0	0	0	0	1	0	4	1
08:00	0	0	0	0	0	5	0	3	1
08:15	0	1	0	0	0	6	0	1	3
08:30	0	0	0	0	0	5	0	2	0
08:45	0	0	0	0	0	4	0	6	0
09:00	0	5	0	0	0	0	0	5	1
09:15	0	1	0	0	0	2	0	4	2
09:30	0	0	0	0	0	3	0	4	1
09:45	0	1	0	0	0	4	0	3	2
16:00	0	0	1	0	0	2	0	6	1
16:15	0	0	0	0	1	2	0	4	2
16:30	0	2	0	0	0	3	0	3	0
16:45	0	2	0	0	0	6	0	4	1
17:00	0	1	0	0	0	4	0	2	0
17:15	0	0	0	0	0	0	0	1	0
17:30	0	0	0	0	0	2	0	0	1
17:45	0	0	0	0	0	1	0	6	0
18:00	0	0	0	0	0	1	0	0	0
18:15	0	0	0	0	0	0	0	2	0
18:30	0	0	0	0	0	0	0	1	0
18:45	0	0	0	0	0	0	0	0	0
Start Time	Rolling Hour								
07:00	0	0	0	0	0	11	0	8	1
07:15	0	0	0	0	0	14	0	11	2
07:30	0	1	0	0	0	19	0	11	5
07:45	0	1	0	0	0	18	0	10	5
08:00	0	1	0	0	0	20	0	12	4
08:15	0	6	0	0	0	15	0	14	4
08:30	0	6	0	0	0	11	0	17	3
08:45	0	6	0	0	0	9	0	19	4
09:00	0	7	0	0	0	9	0	16	6
16:00	0	4	1	0	1	13	0	17	4
16:15	0	5	0	0	1	15	0	13	3
16:30	0	5	0	0	0	13	0	10	1
16:45	0	3	0	0	0	12	0	7	2
17:00	0	1	0	0	0	7	0	9	1
17:15	0	0	0	0	0	4	0	7	1
17:30	0	0	0	0	0	4	0	8	1
17:45	0	0	0	0	0	2	0	9	0
18:00	0	0	0	0	0	1	0	3	0

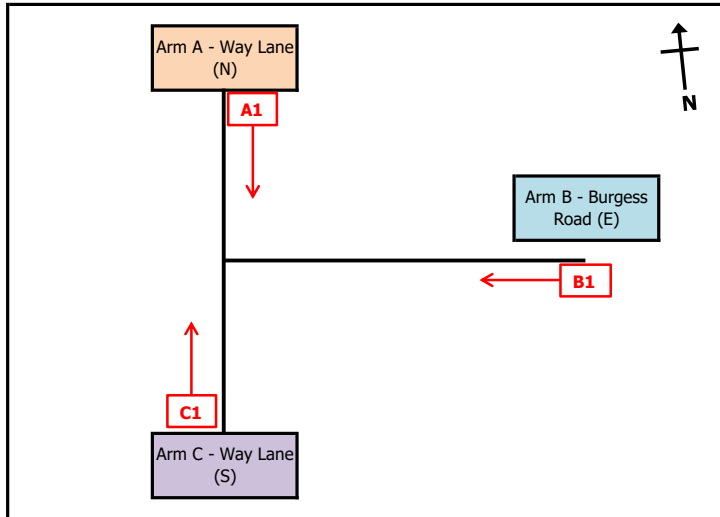
# Intelligent Data Collection Limited



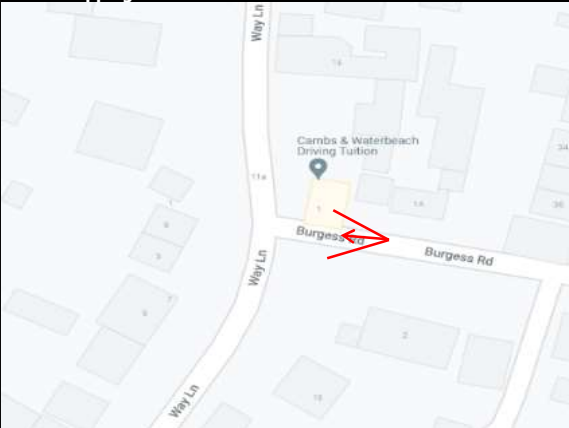
**Client:** Mott McDonald      **Date of Survey:** 07.12.2021  
**Project Number:** ID06180      **Junction Name:** Way Lane / Burgess Road  
**Junction Number:** Site 5      **Junction Type:** T-Junction

X Coordinate	Y Coordinate	Google Maps Link
52.266052	0.193259	<a href="#">Click Here</a>
AM Peak Conditions	PM Peak Conditions	
Clear	Showers	

## Junction Layout

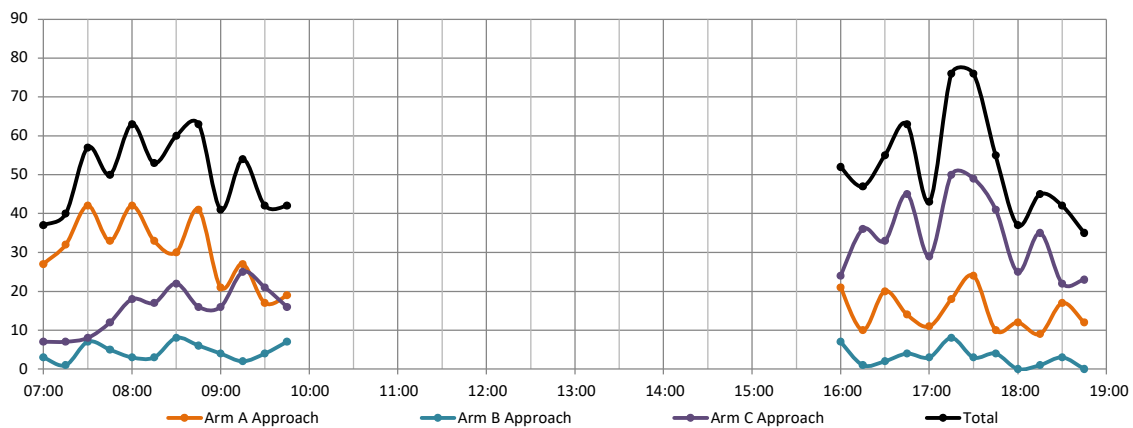


## Aerial Mapping and On-site Camera View



## Junction Flow Profile

Arm Approach Flows (All Vehicles)



**Additional Notes (Factors which may impact on survey results such as accidents, roadworks, special events):**



# Intelligent Data Collection Limited



**Client:** Mott McDonald      **Date of Survey:** 07.12.2021  
**Project Number:** ID06180      **Junction Name:** Way Lane / Burgess Road  
**Junction Number:** Site 5      **Junction Type:** T-Junction

Time	Arm A Approach								Arm A Exit									
	Cars	LGV	OGV1	OGV2	Buses	M/C	Cycle	Total	Cars	LGV	OGV1	OGV2	Buses	M/C	Cycle	Total		
07:00	20	4	0	0	0	1	2	27	3	1	1	0	0	0	1	6		
07:15	27	2	1	0	0	0	2	32	7	1	0	0	0	0	0	8		
07:30	38	3	0	0	0	0	1	42	6	0	0	0	0	0	0	6		
07:45	25	5	0	0	0	0	3	33	6	2	0	0	0	0	1	9		
08:00	34	2	0	0	1	0	5	42	13	1	0	0	2	0	1	17		
08:15	25	3	0	0	0	1	4	33	11	3	0	0	0	0	1	15		
08:30	27	2	0	0	0	0	1	30	13	2	0	0	0	0	3	18		
08:45	35	1	0	0	0	0	5	41	8	1	0	0	0	0	3	12		
09:00	16	3	0	0	0	0	2	21	12	2	0	0	0	0	0	14		
09:15	24	2	0	0	0	0	1	27	15	4	1	1	0	0	0	21		
09:30	14	2	0	0	0	0	1	17	13	7	0	0	0	0	0	20		
09:45	17	2	0	0	0	0	0	19	11	3	0	0	0	0	0	14		
16:00	17	2	0	0	1	0	1	21	17	4	0	0	0	0	1	22		
16:15	9	1	0	0	0	0	0	10	30	2	1	0	0	0	1	34		
16:30	18	2	0	0	0	0	0	20	23	4	0	0	0	0	2	29		
16:45	12	2	0	0	0	0	0	14	38	2	0	0	0	0	1	41		
17:00	10	1	0	0	0	0	0	11	22	2	0	0	0	0	0	24		
17:15	14	4	0	0	0	0	0	18	40	3	0	0	0	0	1	44		
17:30	19	2	1	0	0	0	2	24	36	4	0	0	0	1	2	43		
17:45	9	1	0	0	0	0	0	10	36	3	0	0	0	0	0	39		
18:00	11	1	0	0	0	0	0	12	18	2	0	0	0	0	1	21		
18:15	8	0	0	0	0	0	1	9	26	1	0	0	0	1	2	30		
18:30	14	1	0	0	0	1	1	17	20	0	0	0	0	0	0	20		
18:45	11	1	0	0	0	0	0	12	20	1	0	0	0	0	1	22		
Start Time	Rolling Hour								Total	Rolling Hour								Total
07:00	110	14	1	0	0	1	8	134	22	4	1	0	0	0	2	29		
07:15	124	12	1	0	1	0	11	149	32	4	0	0	2	0	2	40		
07:30	122	13	0	0	1	1	13	150	36	6	0	0	2	0	3	47		
07:45	111	12	0	0	1	1	13	138	43	8	0	0	2	0	6	59		
08:00	121	8	0	0	1	1	15	146	45	7	0	0	2	0	8	62		
08:15	103	9	0	0	0	1	12	125	44	8	0	0	0	0	7	59		
08:30	102	8	0	0	0	0	9	119	48	9	1	1	0	0	6	65		
08:45	89	8	0	0	0	0	9	106	48	14	1	1	0	0	3	67		
09:00	71	9	0	0	0	0	4	84	51	16	1	1	0	0	0	69		
16:00	56	7	0	0	1	0	1	65	108	12	1	0	0	0	5	126		
16:15	49	6	0	0	0	0	0	55	113	10	1	0	0	0	4	128		
16:30	54	9	0	0	0	0	0	63	123	11	0	0	0	0	4	138		
16:45	55	9	1	0	0	0	2	67	136	11	0	0	0	1	4	152		
17:00	52	8	1	0	0	0	2	63	134	12	0	0	0	1	3	150		
17:15	53	8	1	0	0	0	2	64	130	12	0	0	0	1	4	147		
17:30	47	4	1	0	0	0	3	55	116	10	0	0	0	2	5	133		
17:45	42	3	0	0	0	1	2	48	100	6	0	0	0	1	3	110		
18:00	44	3	0	0	0	1	2	50	84	4	0	0	0	1	4	93		

# Intelligent Data Collection Limited



**Client:** Mott McDonald      **Date of Survey:** 07.12.2021  
**Project Number:** ID06180      **Junction Name:** Way Lane / Burgess Road  
**Junction Number:** Site 5      **Junction Type:** T-Junction

Time	Arm B Approach								Arm B Exit									
	Cars	LGV	OGV1	OGV2	Buses	M/C	Cycle	Total	Cars	LGV	OGV1	OGV2	Buses	M/C	Cycle	Total		
07:00	1	1	0	0	0	0	1	3	3	0	0	0	0	0	0	3		
07:15	1	0	0	0	0	0	0	1	1	0	0	0	0	0	0	1		
07:30	4	3	0	0	0	0	0	7	3	1	0	0	0	0	4			
07:45	3	2	0	0	0	0	0	5	3	2	0	0	0	1	6			
08:00	3	0	0	0	0	0	0	3	3	0	0	0	0	0	3			
08:15	2	1	0	0	0	0	0	3	4	0	0	0	0	0	4			
08:30	7	1	0	0	0	0	0	8	3	2	0	0	0	0	5			
08:45	5	0	0	0	0	0	1	6	5	0	0	0	0	0	5			
09:00	2	1	0	0	0	0	1	4	1	1	0	0	0	0	2			
09:15	2	0	0	0	0	0	0	2	2	1	0	0	0	1	4			
09:30	3	0	0	0	0	0	1	4	2	2	0	0	0	0	4			
09:45	4	3	0	0	0	0	0	7	3	2	0	0	0	1	6			
16:00	6	1	0	0	0	0	0	7	3	0	0	0	0	0	3			
16:15	1	0	0	0	0	0	0	1	2	2	0	0	0	0	4			
16:30	2	0	0	0	0	0	0	2	4	0	0	0	0	0	4			
16:45	3	1	0	0	0	0	0	4	6	0	0	0	0	0	6			
17:00	3	0	0	0	0	0	0	3	5	0	0	0	0	0	5			
17:15	7	1	0	0	0	0	0	8	8	2	0	0	0	0	10			
17:30	2	1	0	0	0	0	0	3	6	0	0	0	0	0	6			
17:45	3	1	0	0	0	0	0	4	4	0	0	0	0	0	4			
18:00	0	0	0	0	0	0	0	0	5	0	0	0	0	0	5			
18:15	1	0	0	0	0	0	0	1	5	0	0	0	0	0	5			
18:30	3	0	0	0	0	0	0	3	4	0	0	0	0	0	4			
18:45	0	0	0	0	0	0	0	0	1	0	0	0	0	0	1			
Start Time	Rolling Hour								Total	Rolling Hour								Total
07:00	9	6	0	0	0	0	1	16	10	3	0	0	0	0	1	14		
07:15	11	5	0	0	0	0	0	16	10	3	0	0	0	0	1	14		
07:30	12	6	0	0	0	0	0	18	13	3	0	0	0	0	1	17		
07:45	15	4	0	0	0	0	0	19	13	4	0	0	0	0	1	18		
08:00	17	2	0	0	0	0	1	20	15	2	0	0	0	0	0	17		
08:15	16	3	0	0	0	0	2	21	13	3	0	0	0	0	0	16		
08:30	16	2	0	0	0	0	2	20	11	4	0	0	0	0	1	16		
08:45	12	1	0	0	0	0	3	16	10	4	0	0	0	0	1	15		
09:00	11	4	0	0	0	0	2	17	8	6	0	0	0	0	2	16		
16:00	12	2	0	0	0	0	0	14	15	2	0	0	0	0	0	17		
16:15	9	1	0	0	0	0	0	10	17	2	0	0	0	0	0	19		
16:30	15	2	0	0	0	0	0	17	23	2	0	0	0	0	0	25		
16:45	15	3	0	0	0	0	0	18	25	2	0	0	0	0	0	27		
17:00	15	3	0	0	0	0	0	18	23	2	0	0	0	0	0	25		
17:15	12	3	0	0	0	0	0	15	23	2	0	0	0	0	0	25		
17:30	6	2	0	0	0	0	0	8	20	0	0	0	0	0	0	20		
17:45	7	1	0	0	0	0	0	8	18	0	0	0	0	0	0	18		
18:00	4	0	0	0	0	0	0	4	15	0	0	0	0	0	0	15		

# Intelligent Data Collection Limited



**Client:** Mott McDonald      **Date of Survey:** 07.12.2021  
**Project Number:** ID06180      **Junction Name:** Way Lane / Burgess Road  
**Junction Number:** Site 5      **Junction Type:** T-Junction

Time	Arm C Approach								Arm C Exit									
	Cars	LGV	OGV1	OGV2	Buses	M/C	Cycle	Total	Cars	LGV	OGV1	OGV2	Buses	M/C	Cycle	Total		
07:00	6	0	1	0	0	0	0	7	21	4	0	0	0	1	2	28		
07:15	6	1	0	0	0	0	0	7	26	2	1	0	0	0	2	31		
07:30	7	1	0	0	0	0	0	8	40	6	0	0	0	0	1	47		
07:45	7	3	0	0	0	0	2	12	26	6	0	0	0	0	3	35		
08:00	14	1	0	0	2	0	1	18	35	2	0	0	1	0	5	43		
08:15	14	2	0	0	0	0	1	17	26	3	0	0	0	1	4	34		
08:30	15	4	0	0	0	0	3	22	33	3	0	0	0	0	1	37		
08:45	12	1	0	0	0	0	3	16	39	1	0	0	0	0	6	46		
09:00	13	3	0	0	0	0	0	16	18	4	0	0	0	0	3	25		
09:15	17	5	1	1	0	0	1	25	26	2	0	0	0	0	1	29		
09:30	13	8	0	0	0	0	0	21	15	1	0	0	0	0	2	18		
09:45	12	3	0	0	0	0	1	16	19	3	0	0	0	0	0	22		
16:00	19	4	0	0	0	0	1	24	22	3	0	0	1	0	1	27		
16:15	31	3	1	0	0	0	1	36	9	0	0	0	0	0	0	9		
16:30	27	4	0	0	0	0	2	33	20	2	0	0	0	0	0	22		
16:45	43	1	0	0	0	0	1	45	14	2	0	0	0	0	0	16		
17:00	27	2	0	0	0	0	0	29	13	1	0	0	0	0	0	14		
17:15	45	4	0	0	0	0	1	50	18	4	0	0	0	0	0	22		
17:30	42	4	0	0	0	1	2	49	21	3	1	0	0	0	2	27		
17:45	39	2	0	0	0	0	0	41	11	1	0	0	0	0	0	12		
18:00	22	2	0	0	0	0	1	25	10	1	0	0	0	0	0	11		
18:15	31	1	0	0	0	1	2	35	9	0	0	0	0	0	1	10		
18:30	22	0	0	0	0	0	0	22	15	1	0	0	0	1	1	18		
18:45	21	1	0	0	0	0	1	23	11	1	0	0	0	0	0	12		
Start Time	Rolling Hour								Total	Rolling Hour								Total
07:00	26	5	1	0	0	0	2	34	113	18	1	0	0	1	8	141		
07:15	34	6	0	0	2	0	3	45	127	16	1	0	1	0	11	156		
07:30	42	7	0	0	2	0	4	55	127	17	0	0	1	1	13	159		
07:45	50	10	0	0	2	0	7	69	120	14	0	0	1	1	13	149		
08:00	55	8	0	0	2	0	8	73	133	9	0	0	1	1	16	160		
08:15	54	10	0	0	0	0	7	71	116	11	0	0	0	1	14	142		
08:30	57	13	1	1	0	0	7	79	116	10	0	0	0	0	11	137		
08:45	55	17	1	1	0	0	4	78	98	8	0	0	0	0	12	118		
09:00	55	19	1	1	0	0	2	78	78	10	0	0	0	0	6	94		
16:00	120	12	1	0	0	0	5	138	65	7	0	0	1	0	1	74		
16:15	128	10	1	0	0	0	4	143	56	5	0	0	0	0	0	61		
16:30	142	11	0	0	0	0	4	157	65	9	0	0	0	0	0	74		
16:45	157	11	0	0	0	1	4	173	66	10	1	0	0	0	2	79		
17:00	153	12	0	0	0	1	3	169	63	9	1	0	0	0	2	75		
17:15	148	12	0	0	0	1	4	165	60	9	1	0	0	0	2	72		
17:30	134	9	0	0	0	2	5	150	51	5	1	0	0	0	3	60		
17:45	114	5	0	0	0	1	3	123	45	3	0	0	0	1	2	51		
18:00	96	4	0	0	0	1	4	105	45	3	0	0	0	1	2	51		

# Intelligent Data Collection Limited



**Client:** Mott McDonald      **Date of Survey:** 07.12.2021  
**Project Number:** ID06180      **Junction Name:** Way Lane / Burgess Road  
**Junction Number:** Site 5      **Junction Type:** T-Junction

Total Junction Flow								
Time	Cars	LGV	OGV1	OGV2	Buses	M/C	Cycle	Total
07:00	27	5	1	0	0	1	3	37
07:15	34	3	1	0	0	0	2	40
07:30	49	7	0	0	0	0	1	57
07:45	35	10	0	0	0	0	5	50
08:00	51	3	0	0	3	0	6	63
08:15	41	6	0	0	0	1	5	53
08:30	49	7	0	0	0	0	4	60
08:45	52	2	0	0	0	0	9	63
09:00	31	7	0	0	0	0	3	41
09:15	43	7	1	1	0	0	2	54
09:30	30	10	0	0	0	0	2	42
09:45	33	8	0	0	0	0	1	42
<b>Rolling Hour</b>								
16:00	42	7	0	0	1	0	2	52
16:15	41	4	1	0	0	0	1	47
16:30	47	6	0	0	0	0	2	55
16:45	58	4	0	0	0	0	1	63
17:00	40	3	0	0	0	0	0	43
17:15	66	9	0	0	0	0	1	76
17:30	63	7	1	0	0	1	4	76
17:45	51	4	0	0	0	0	0	55
18:00	33	3	0	0	0	0	1	37
18:15	40	1	0	0	0	1	3	45
18:30	39	1	0	0	0	1	1	42
18:45	32	2	0	0	0	0	1	35
<b>Start Time</b>								
07:00	145	25	2	0	0	1	11	184
07:15	169	23	1	0	3	0	14	210
07:30	176	26	0	0	3	1	17	223
07:45	176	26	0	0	3	1	20	226
08:00	193	18	0	0	3	1	24	239
08:15	173	22	0	0	0	1	21	217
08:30	175	23	1	1	0	0	18	218
08:45	156	26	1	1	0	0	16	200
09:00	137	32	1	1	0	0	8	179
<b>Rolling Hour</b>								
16:00	188	21	1	0	1	0	6	217
16:15	186	17	1	0	0	0	4	208
16:30	211	22	0	0	0	0	4	237
16:45	227	23	1	0	0	1	6	258
17:00	220	23	1	0	0	1	5	250
17:15	213	23	1	0	0	1	6	244
17:30	187	15	1	0	0	2	8	213
17:45	163	9	0	0	0	2	5	179
18:00	144	7	0	0	0	2	6	159

# Intelligent Data Collection Limited



Client: Mott McDonald  
 Project Number: ID06180  
 Junction Number: Site 5  
 Date of Survey: 07.12.2021  
 Junction Name: Way Lane / Burgess Road  
 Junction Type: T-Junction

Arm A: Way Lane (N)  
 Arm B: Burgess Road (E)  
 Arm C: Way Lane (S)

Time	A1 to A								A1 to C								A1 to B								
	Cars	LGV	OGV1	OGV2	Buses	M/C	Cycle	Total	Cars	LGV	OGV1	OGV2	Buses	M/C	Cycle	Total	Cars	LGV	OGV1	OGV2	Buses	M/C	Cycle	Total	
07:00	0	0	0	0	0	0	0	0	20	4	0	0	0	1	2	27	0	0	0	0	0	0	0	0	
07:15	0	0	0	0	0	0	0	0	26	2	1	0	0	0	2	31	1	0	0	0	0	0	0	1	
07:30	0	0	0	0	0	0	0	0	37	3	0	0	0	0	1	41	1	0	0	0	0	0	0	1	
07:45	0	0	0	0	0	0	0	0	24	5	0	0	0	0	3	32	1	0	0	0	0	0	0	1	
08:00	0	0	0	0	0	0	0	0	32	2	0	0	1	0	5	40	2	0	0	0	0	0	0	2	
08:15	0	0	0	0	0	0	0	0	24	3	0	0	0	1	4	32	1	0	0	0	0	0	0	1	
08:30	0	0	0	0	0	0	0	0	26	2	0	0	0	0	1	29	1	0	0	0	0	0	0	1	
08:45	0	0	0	0	0	0	0	0	34	1	0	0	0	0	5	40	1	0	0	0	0	0	0	1	
09:00	0	0	0	0	0	0	0	0	16	3	0	0	0	0	2	21	0	0	0	0	0	0	0	0	
09:15	0	0	0	0	0	0	0	0	24	2	0	0	0	0	1	27	0	0	0	0	0	0	0	0	
09:30	0	0	0	0	0	0	0	0	14	1	0	0	0	0	1	16	0	1	0	0	0	0	0	1	
09:45	0	0	0	0	0	0	0	0	16	1	0	0	0	0	0	17	1	1	0	0	0	0	0	2	
16:00	0	0	0	0	0	0	0	0	17	2	0	0	1	0	1	21	0	0	0	0	0	0	0	0	
16:15	0	0	0	0	0	0	0	0	9	0	0	0	0	0	0	9	0	1	0	0	0	0	0	1	
16:30	0	0	0	0	0	0	0	0	18	2	0	0	0	0	0	20	0	0	0	0	0	0	0	0	
16:45	0	0	0	0	0	0	0	0	11	2	0	0	0	0	0	13	1	0	0	0	0	0	0	1	
17:00	0	0	0	0	0	0	0	0	10	1	0	0	0	0	0	11	0	0	0	0	0	0	0	0	
17:15	0	0	0	0	0	0	0	0	12	3	0	0	0	0	0	15	2	1	0	0	0	0	0	3	
17:30	0	0	0	0	0	0	0	0	19	2	1	0	0	0	2	24	0	0	0	0	0	0	0	0	
17:45	0	0	0	0	0	0	0	0	8	1	0	0	0	0	0	9	1	0	0	0	0	0	0	1	
18:00	0	0	0	0	0	0	0	0	10	1	0	0	0	0	0	11	1	0	0	0	0	0	0	1	
18:15	0	0	0	0	0	0	0	0	8	0	0	0	0	0	1	9	0	0	0	0	0	0	0	0	
18:30	0	0	0	0	0	0	0	0	13	1	0	0	0	1	1	16	1	0	0	0	0	0	0	1	
18:45	0	0	0	0	0	0	0	0	11	1	0	0	0	0	0	12	0	0	0	0	0	0	0	0	
Start Time	Rolling Hour								Rolling Hour								Rolling Hour								
	Cars	LGV	OGV1	OGV2	Buses	M/C	Cycle	Total	Cars	LGV	OGV1	OGV2	Buses	M/C	Cycle	Total	Cars	LGV	OGV1	OGV2	Buses	M/C	Cycle	Total	
07:00	0	0	0	0	0	0	0	0	107	14	1	0	0	1	8	131	3	0	0	0	0	0	0	0	3
07:15	0	0	0	0	0	0	0	0	119	12	1	0	1	0	11	144	5	0	0	0	0	0	0	0	5
07:30	0	0	0	0	0	0	0	0	117	13	0	0	1	1	13	145	5	0	0	0	0	0	0	0	5
07:45	0	0	0	0	0	0	0	0	106	12	0	0	1	1	13	133	5	0	0	0	0	0	0	0	5
08:00	0	0	0	0	0	0	0	0	116	8	0	0	1	1	15	141	5	0	0	0	0	0	0	0	5
08:15	0	0	0	0	0	0	0	0	100	9	0	0	0	1	12	122	3	0	0	0	0	0	0	0	3
08:30	0	0	0	0	0	0	0	0	100	8	0	0	0	0	9	117	2	0	0	0	0	0	0	0	2
08:45	0	0	0	0	0	0	0	0	88	7	0	0	0	0	9	104	1	1	0	0	0	0	0	2	
09:00	0	0	0	0	0	0	0	0	70	7	0	0	0	0	4	81	1	2	0	0	0	0	0	3	
16:00	0	0	0	0	0	0	0	0	55	6	0	0	1	0	1	63	1	1	0	0	0	0	0	2	
16:15	0	0	0	0	0	0	0	0	48	5	0	0	0	0	0	53	1	1	0	0	0	0	0	2	
16:30	0	0	0	0	0	0	0	0	51	8	0	0	0	0	0	59	3	1	0	0	0	0	0	4	
16:45	0	0	0	0	0	0	0	0	52	8	1	0	0	0	2	63	3	1	0	0	0	0	0	4	
17:00	0	0	0	0	0	0	0	0	49	7	1	0	0	0	2	59	3	1	0	0	0	0	0	4	
17:15	0	0	0	0	0	0	0	0	49	7	1	0	0	0	2	59	4	1	0	0	0	0	0	5	
17:30	0	0	0	0	0	0	0	0	45	4	1	0	0	0	3	53	2	0	0	0	0	0	0	2	
17:45	0	0	0	0	0	0	0	0	39	3	0	0	0	1	2	45	3	0	0	0	0	0	0	3	
18:00	0	0	0	0	0	0	0	0	42	3	0	0	0	1	2	48	2	0	0	0	0	0	0	2	

# Intelligent Data Collection Limited



Client: Mott McDonald  
 Project Number: ID06180  
 Junction Number: Site 5  
 Date of Survey: 07.12.2021  
 Junction Name: Way Lane / Burgess Road  
 Junction Type: T-Junction

Arm A: Way Lane (N)  
 Arm B: Burgess Road (E)  
 Arm C: Way Lane (S)

Time	B1 to B								B1 to A								B1 to C							
	Cars	LGV	OGV1	OGV2	Buses	M/C	Cycle	Total	Cars	LGV	OGV1	OGV2	Buses	M/C	Cycle	Total	Cars	LGV	OGV1	OGV2	Buses	M/C	Cycle	Total
07:00	0	0	0	0	0	0	0	0	0	1	0	0	0	0	1	2	1	0	0	0	0	0	0	1
07:15	0	0	0	0	0	0	0	0	1	0	0	0	0	0	0	1	0	0	0	0	0	0	0	0
07:30	0	0	0	0	0	0	0	0	1	0	0	0	0	0	0	1	3	3	0	0	0	0	0	6
07:45	0	0	0	0	0	0	0	0	1	1	0	0	0	0	0	2	2	1	0	0	0	0	0	3
08:00	0	0	0	0	0	0	0	0	0	0	0	0	0	0	0	0	3	0	0	0	0	0	0	3
08:15	0	0	0	0	0	0	0	0	0	1	0	0	0	0	0	1	2	0	0	0	0	0	0	2
08:30	0	0	0	0	0	0	0	0	0	0	0	0	0	0	0	0	7	1	0	0	0	0	0	8
08:45	0	0	0	0	0	0	0	0	0	0	0	0	0	0	0	0	5	0	0	0	0	0	1	6
09:00	0	0	0	0	0	0	0	0	0	0	0	0	0	0	0	0	2	1	0	0	0	0	1	4
09:15	0	0	0	0	0	0	0	0	0	0	0	0	0	0	0	0	2	0	0	0	0	0	0	2
09:30	0	0	0	0	0	0	0	0	2	0	0	0	0	0	0	2	1	0	0	0	0	0	1	2
09:45	0	0	0	0	0	0	0	0	1	1	0	0	0	0	0	2	3	2	0	0	0	0	0	5
16:00	0	0	0	0	0	0	0	0	1	0	0	0	0	0	0	1	5	1	0	0	0	0	0	6
16:15	0	0	0	0	0	0	0	0	1	0	0	0	0	0	0	1	0	0	0	0	0	0	0	0
16:30	0	0	0	0	0	0	0	0	0	0	0	0	0	0	0	0	2	0	0	0	0	0	0	2
16:45	0	0	0	0	0	0	0	0	0	1	0	0	0	0	0	1	3	0	0	0	0	0	0	3
17:00	0	0	0	0	0	0	0	0	0	0	0	0	0	0	0	0	3	0	0	0	0	0	0	3
17:15	0	0	0	0	0	0	0	0	1	0	0	0	0	0	0	1	6	1	0	0	0	0	0	7
17:30	0	0	0	0	0	0	0	0	0	0	0	0	0	0	0	0	2	1	0	0	0	0	0	3
17:45	0	0	0	0	0	0	0	0	0	1	0	0	0	0	0	1	3	0	0	0	0	0	0	3
18:00	0	0	0	0	0	0	0	0	0	0	0	0	0	0	0	0	0	0	0	0	0	0	0	0
18:15	0	0	0	0	0	0	0	0	0	0	0	0	0	0	0	0	1	0	0	0	0	0	0	1
18:30	0	0	0	0	0	0	0	0	1	0	0	0	0	0	0	1	2	0	0	0	0	0	0	2
18:45	0	0	0	0	0	0	0	0	0	0	0	0	0	0	0	0	0	0	0	0	0	0	0	0
Start Time	Rolling Hour								Rolling Hour								Rolling Hour							
	Cars	LGV	OGV1	OGV2	Buses	M/C	Cycle	Total	Cars	LGV	OGV1	OGV2	Buses	M/C	Cycle	Total	Cars	LGV	OGV1	OGV2	Buses	M/C	Cycle	Total
07:00	0	0	0	0	0	0	0	0	3	2	0	0	0	0	1	6	6	4	0	0	0	0	0	10
07:15	0	0	0	0	0	0	0	0	3	1	0	0	0	0	0	4	8	4	0	0	0	0	0	12
07:30	0	0	0	0	0	0	0	0	2	2	0	0	0	0	0	4	10	4	0	0	0	0	0	14
07:45	0	0	0	0	0	0	0	0	1	2	0	0	0	0	0	3	14	2	0	0	0	0	0	16
08:00	0	0	0	0	0	0	0	0	0	1	0	0	0	0	0	1	17	1	0	0	0	0	1	19
08:15	0	0	0	0	0	0	0	0	0	1	0	0	0	0	0	1	16	2	0	0	0	0	2	20
08:30	0	0	0	0	0	0	0	0	0	0	0	0	0	0	0	0	16	2	0	0	0	0	2	20
08:45	0	0	0	0	0	0	0	0	2	0	0	0	0	0	0	2	10	1	0	0	0	0	3	14
09:00	0	0	0	0	0	0	0	0	3	1	0	0	0	0	0	4	8	3	0	0	0	0	2	13
16:00	0	0	0	0	0	0	0	0	2	1	0	0	0	0	0	3	10	1	0	0	0	0	0	11
16:15	0	0	0	0	0	0	0	0	1	1	0	0	0	0	0	2	8	0	0	0	0	0	0	8
16:30	0	0	0	0	0	0	0	0	1	1	0	0	0	0	0	2	14	1	0	0	0	0	0	15
16:45	0	0	0	0	0	0	0	0	1	1	0	0	0	0	0	2	14	2	0	0	0	0	0	16
17:00	0	0	0	0	0	0	0	0	1	1	0	0	0	0	0	2	14	2	0	0	0	0	0	16
17:15	0	0	0	0	0	0	0	0	1	1	0	0	0	0	0	2	11	2	0	0	0	0	0	13
17:30	0	0	0	0	0	0	0	0	0	1	0	0	0	0	0	1	6	1	0	0	0	0	0	7
17:45	0	0	0	0	0	0	0	0	1	1	0	0	0	0	0	2	6	0	0	0	0	0	0	6
18:00	0	0	0	0	0	0	0	0	1	0	0	0	0	0	0	1	3	0	0	0	0	0	0	3

# Intelligent Data Collection Limited



Client: Mott McDonald  
 Project Number: ID06180  
 Junction Number: Site 5  
 Date of Survey: 07.12.2021  
 Junction Name: Way Lane / Burgess Road  
 Junction Type: T-Junction

Arm A: Way Lane (N)  
 Arm B: Burgess Road (E)  
 Arm C: Way Lane (S)

Time	C1 to C								C1 to B								C1 to A							
	Cars	LGV	OGV1	OGV2	Buses	M/C	Cycle	Total	Cars	LGV	OGV1	OGV2	Buses	M/C	Cycle	Total	Cars	LGV	OGV1	OGV2	Buses	M/C	Cycle	Total
07:00	0	0	0	0	0	0	0	3	0	0	0	0	0	0	0	3	3	0	1	0	0	0	0	4
07:15	0	0	0	0	0	0	0	0	0	0	0	0	0	0	0	0	6	1	0	0	0	0	0	7
07:30	0	0	0	0	0	0	0	2	1	0	0	0	0	0	0	3	5	0	0	0	0	0	0	5
07:45	0	0	0	0	0	0	0	2	2	0	0	0	0	0	1	5	5	1	0	0	0	0	1	7
08:00	0	0	0	0	0	0	0	1	0	0	0	0	0	0	0	1	13	1	0	0	2	0	1	17
08:15	0	0	0	0	0	0	0	3	0	0	0	0	0	0	0	3	11	2	0	0	0	0	1	14
08:30	0	0	0	0	0	0	0	2	2	0	0	0	0	0	0	4	13	2	0	0	0	0	3	18
08:45	0	0	0	0	0	0	0	4	0	0	0	0	0	0	0	4	8	1	0	0	0	0	3	12
09:00	0	0	0	0	0	0	0	1	1	0	0	0	0	0	0	2	12	2	0	0	0	0	0	14
09:15	0	0	0	0	0	0	0	2	1	0	0	0	0	0	1	4	15	4	1	1	0	0	0	21
09:30	0	0	0	0	0	0	0	2	1	0	0	0	0	0	0	3	11	7	0	0	0	0	0	18
09:45	0	0	0	0	0	0	0	2	1	0	0	0	0	0	1	4	10	2	0	0	0	0	0	12
16:00	0	0	0	0	0	0	0	3	0	0	0	0	0	0	0	3	16	4	0	0	0	0	1	21
16:15	0	0	0	0	0	0	0	2	1	0	0	0	0	0	0	3	29	2	1	0	0	0	1	33
16:30	0	0	0	0	0	0	0	4	0	0	0	0	0	0	0	4	23	4	0	0	0	0	2	29
16:45	0	0	0	0	0	0	0	5	0	0	0	0	0	0	0	5	38	1	0	0	0	0	1	40
17:00	0	0	0	0	0	0	0	5	0	0	0	0	0	0	0	5	22	2	0	0	0	0	0	24
17:15	0	0	0	0	0	0	0	6	1	0	0	0	0	0	0	7	39	3	0	0	0	0	1	43
17:30	0	0	0	0	0	0	0	6	0	0	0	0	0	0	0	6	36	4	0	0	0	1	2	43
17:45	0	0	0	0	0	0	0	3	0	0	0	0	0	0	0	3	36	2	0	0	0	0	0	38
18:00	0	0	0	0	0	0	0	4	0	0	0	0	0	0	0	4	18	2	0	0	0	0	1	21
18:15	0	0	0	0	0	0	0	5	0	0	0	0	0	0	0	5	26	1	0	0	0	1	2	30
18:30	0	0	0	0	0	0	0	3	0	0	0	0	0	0	0	3	19	0	0	0	0	0	0	19
18:45	0	0	0	0	0	0	0	1	0	0	0	0	0	0	0	1	20	1	0	0	0	0	1	22
Start Time	Rolling Hour								Rolling Hour								Rolling Hour							
	Cars	LGV	OGV1	OGV2	Buses	M/C	Cycle	Total	Cars	LGV	OGV1	OGV2	Buses	M/C	Cycle	Total	Cars	LGV	OGV1	OGV2	Buses	M/C	Cycle	Total
07:00	0	0	0	0	0	0	0	0	7	3	0	0	0	0	1	11	19	2	1	0	0	0	1	23
07:15	0	0	0	0	0	0	0	0	5	3	0	0	0	0	1	9	29	3	0	0	2	0	2	36
07:30	0	0	0	0	0	0	0	0	8	3	0	0	0	0	1	12	34	4	0	0	2	0	3	43
07:45	0	0	0	0	0	0	0	0	8	4	0	0	0	0	1	13	42	6	0	0	2	0	6	56
08:00	0	0	0	0	0	0	0	0	10	2	0	0	0	0	0	12	45	6	0	0	2	0	8	61
08:15	0	0	0	0	0	0	0	0	10	3	0	0	0	0	0	13	44	7	0	0	0	0	7	58
08:30	0	0	0	0	0	0	0	0	9	4	0	0	0	0	1	14	48	9	1	1	0	0	6	65
08:45	0	0	0	0	0	0	0	0	9	3	0	0	0	0	1	13	46	14	1	1	0	0	3	65
09:00	0	0	0	0	0	0	0	0	7	4	0	0	0	0	2	13	48	15	1	1	0	0	0	65
16:00	0	0	0	0	0	0	0	0	14	1	0	0	0	0	0	15	106	11	1	0	0	0	5	123
16:15	0	0	0	0	0	0	0	0	16	1	0	0	0	0	0	17	112	9	1	0	0	0	4	126
16:30	0	0	0	0	0	0	0	0	20	1	0	0	0	0	0	21	122	10	0	0	0	0	4	136
16:45	0	0	0	0	0	0	0	0	22	1	0	0	0	0	0	23	135	10	0	0	0	1	4	150
17:00	0	0	0	0	0	0	0	0	20	1	0	0	0	0	0	21	133	11	0	0	0	1	3	148
17:15	0	0	0	0	0	0	0	0	19	1	0	0	0	0	0	20	129	11	0	0	0	1	4	145
17:30	0	0	0	0	0	0	0	0	18	0	0	0	0	0	0	18	116	9	0	0	0	2	5	132
17:45	0	0	0	0	0	0	0	0	15	0	0	0	0	0	0	15	99	5	0	0	0	1	3	108
18:00	0	0	0	0	0	0	0	0	13	0	0	0	0	0	0	13	83	4	0	0	0	1	4	92

# Intelligent Data Collection Limited



**Client:** Mott McDonald  
**Project Number:** ID06180  
**Junction Number:** Site 5

**Date of Survey:** 07.12.2021  
**Junction Name:** Way Lane / Burgess Road  
**Junction Type:** T-Junction

**Arm A:** Way Lane (N)  
**Arm B:** Burgess Road (E)  
**Arm C:** Way Lane (S)

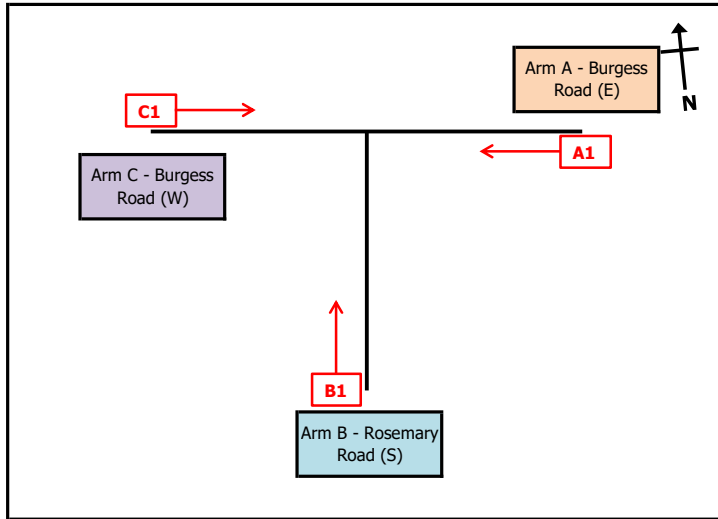
PCU Summary									
Time	A1 to A	A1 to C	A1 to B	B1 to B	B1 to A	B1 to C	C1 to C	C1 to B	C1 to A
07:00	0	25	0	0	1	1	0	3	5
07:15	0	30	1	0	1	0	0	0	7
07:30	0	40	1	0	1	6	0	3	5
07:45	0	30	1	0	2	3	0	4	6
08:00	0	37	2	0	0	3	0	1	18
08:15	0	28	1	0	1	2	0	3	13
08:30	0	28	1	0	0	8	0	4	16
08:45	0	36	1	0	0	5	0	4	10
09:00	0	19	0	0	0	3	0	2	14
09:15	0	26	0	0	0	2	0	3	23
09:30	0	15	1	0	2	1	0	3	18
09:45	0	17	2	0	2	5	0	3	12
16:00	0	21	0	0	1	6	0	3	20
16:15	0	9	1	0	1	0	0	3	33
16:30	0	20	0	0	0	2	0	4	27
16:45	0	13	1	0	1	3	0	5	39
17:00	0	11	0	0	0	3	0	5	24
17:15	0	15	3	0	1	7	0	7	42
17:30	0	23	0	0	0	3	0	6	41
17:45	0	9	1	0	1	3	0	3	38
18:00	0	11	1	0	0	0	0	4	20
18:15	0	8	0	0	0	1	0	5	28
18:30	0	15	1	0	1	2	0	3	19
18:45	0	12	0	0	0	0	0	1	21
Start Time	Rolling Hour								
07:00	0	125	3	0	5	10	0	10	23
07:15	0	137	5	0	4	12	0	8	36
07:30	0	135	5	0	4	14	0	11	43
07:45	0	123	5	0	3	16	0	12	53
08:00	0	129	5	0	1	18	0	12	57
08:15	0	112	3	0	1	18	0	13	52
08:30	0	110	2	0	0	18	0	13	62
08:45	0	97	2	0	2	12	0	12	64
09:00	0	78	3	0	4	11	0	11	67
16:00	0	63	2	0	3	11	0	15	120
16:15	0	53	2	0	2	8	0	17	123
16:30	0	59	4	0	2	15	0	21	133
16:45	0	62	4	0	2	16	0	23	146
17:00	0	58	4	0	2	16	0	21	145
17:15	0	58	5	0	2	13	0	20	141
17:30	0	51	2	0	1	7	0	18	127
17:45	0	43	3	0	2	6	0	15	105
18:00	0	46	2	0	1	3	0	13	88



**Client:** Mott McDonald      **Date of Survey:** 07.12.2021  
**Project Number:** ID06180      **Junction Name:** Burgess Road / Rosemary Road  
**Junction Number:** Site 6      **Junction Type:** T-Junction

X Coordinate	Y Coordinate	Google Maps Link
52.265587	0.196721	<a href="#">Click Here</a>
AM Peak Conditions	PM Peak Conditions	
Clear	Showers	

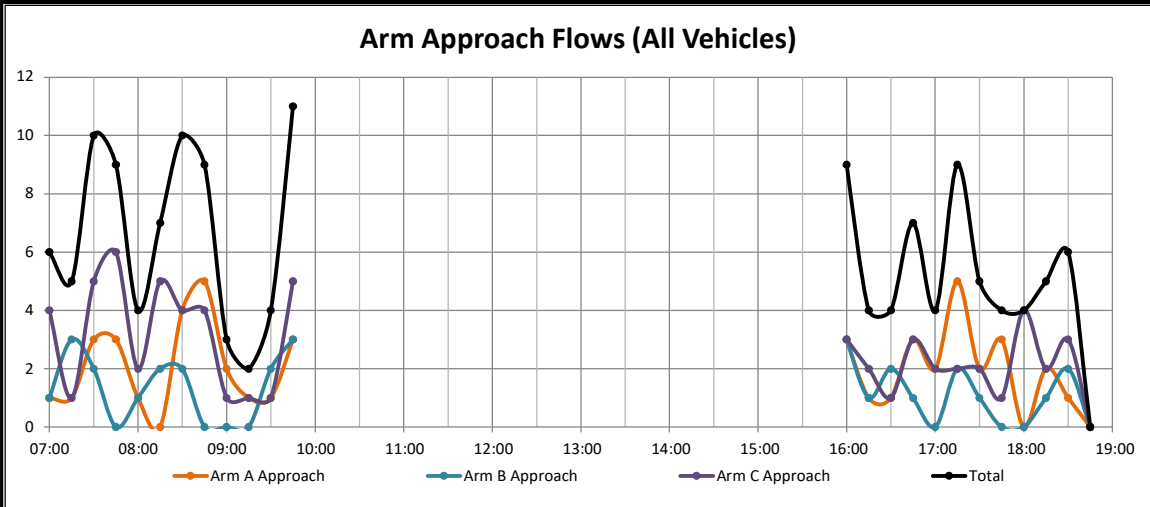
### Junction Layout



### Aerial Mapping and On-site Camera View



### Junction Flow Profile



**Additional Notes (Factors which may impact on survey results such as accidents, roadworks, special events):**

# Intelligent Data Collection Limited



Client: Mott McDonald Date of Survey: 07.12.2021  
 Project Number: ID06180 Junction Name: Burgess Road / Rosemary Road  
 Junction Number: Site 6 Junction Type: T-Junction

Time	Arm A Approach								Arm A Exit									
	Cars	LGV	OGV1	OGV2	Buses	M/C	Cycle	Total	Cars	LGV	OGV1	OGV2	Buses	M/C	Cycle	Total		
07:00	1	0	0	0	0	0	0	1	2	0	0	0	0	0	0	2		
07:15	1	0	0	0	0	0	0	1	2	0	0	0	0	0	0	2		
07:30	1	1	0	0	0	0	1	3	0	2	0	0	0	0	0	2		
07:45	1	2	0	0	0	0	0	3	1	2	0	0	0	0	0	3		
08:00	1	0	0	0	0	0	0	1	1	0	0	0	0	0	1	2		
08:15	0	0	0	0	0	0	0	0	4	0	0	0	0	0	0	4		
08:30	3	1	0	0	0	0	0	4	3	2	0	0	0	0	0	5		
08:45	4	1	0	0	0	0	0	5	3	0	0	0	0	0	0	3		
09:00	1	1	0	0	0	0	0	2	1	0	0	0	0	0	0	1		
09:15	1	0	0	0	0	0	0	1	0	1	0	0	0	0	0	1		
09:30	1	0	0	0	0	0	0	1	1	0	0	0	0	0	0	1		
09:45	0	2	0	0	0	0	1	3	0	4	0	0	0	0	0	4		
16:00	3	0	0	0	0	0	0	3	1	0	0	0	0	0	0	1		
16:15	0	1	0	0	0	0	0	1	0	1	0	0	0	0	0	1		
16:30	1	0	0	0	0	0	0	1	3	0	0	0	0	0	0	3		
16:45	3	0	0	0	0	0	0	3	2	0	0	0	0	0	0	2		
17:00	2	0	0	0	0	0	0	2	1	0	0	0	0	0	0	1		
17:15	3	2	0	0	0	0	0	5	1	1	0	0	0	0	0	2		
17:30	2	0	0	0	0	0	0	2	3	0	0	0	0	0	0	3		
17:45	3	0	0	0	0	0	0	3	1	0	0	0	0	0	0	1		
18:00	0	0	0	0	0	0	0	0	0	0	0	0	0	0	0	0		
18:15	2	0	0	0	0	0	0	2	3	0	0	0	0	0	0	3		
18:30	1	0	0	0	0	0	0	1	2	0	0	0	0	0	0	2		
18:45	0	0	0	0	0	0	0	0	0	0	0	0	0	0	0	0		
Start Time	Rolling Hour								Total	Rolling Hour								Total
07:00	4	3	0	0	0	0	1	8	5	4	0	0	0	0	0	9		
07:15	4	3	0	0	0	0	1	8	4	4	0	0	0	0	1	9		
07:30	3	3	0	0	0	0	1	7	6	4	0	0	0	0	1	11		
07:45	5	3	0	0	0	0	0	8	9	4	0	0	0	0	1	14		
08:00	8	2	0	0	0	0	0	10	11	2	0	0	0	0	1	14		
08:15	8	3	0	0	0	0	0	11	11	2	0	0	0	0	0	13		
08:30	9	3	0	0	0	0	0	12	7	3	0	0	0	0	0	10		
08:45	7	2	0	0	0	0	0	9	5	1	0	0	0	0	0	6		
09:00	3	3	0	0	0	0	1	7	2	5	0	0	0	0	0	7		
16:00	7	1	0	0	0	0	0	8	6	1	0	0	0	0	0	7		
16:15	6	1	0	0	0	0	0	7	6	1	0	0	0	0	0	7		
16:30	9	2	0	0	0	0	0	11	7	1	0	0	0	0	0	8		
16:45	10	2	0	0	0	0	0	12	7	1	0	0	0	0	0	8		
17:00	10	2	0	0	0	0	0	12	6	1	0	0	0	0	0	7		
17:15	8	2	0	0	0	0	0	10	5	1	0	0	0	0	0	6		
17:30	7	0	0	0	0	0	0	7	7	0	0	0	0	0	0	7		
17:45	6	0	0	0	0	0	0	6	6	0	0	0	0	0	0	6		
18:00	3	0	0	0	0	0	0	3	5	0	0	0	0	0	0	5		

# Intelligent Data Collection Limited



**Client:** Mott McDonald      **Date of Survey:** 07.12.2021  
**Project Number:** ID06180      **Junction Name:** Burgess Road / Rosemary Road  
**Junction Number:** Site 6      **Junction Type:** T-Junction

Time	Arm B Approach								Arm B Exit									
	Cars	LGV	OGV1	OGV2	Buses	M/C	Cycle	Total	Cars	LGV	OGV1	OGV2	Buses	M/C	Cycle	Total		
07:00	0	1	0	0	0	0	0	1	2	0	0	0	0	0	0	2		
07:15	3	0	0	0	0	0	0	3	1	0	0	0	0	0	0	1		
07:30	2	0	0	0	0	0	0	2	3	0	0	0	0	0	1	4		
07:45	0	0	0	0	0	0	0	0	3	0	0	0	0	0	0	3		
08:00	0	0	0	0	0	0	1	1	2	0	0	0	0	0	0	2		
08:15	1	1	0	0	0	0	0	2	2	0	0	0	0	0	0	2		
08:30	2	0	0	0	0	0	0	2	1	0	0	0	0	0	0	1		
08:45	0	0	0	0	0	0	0	0	1	1	0	0	0	0	0	2		
09:00	0	0	0	0	0	0	0	0	0	0	0	0	0	0	0	0		
09:15	0	0	0	0	0	0	0	0	0	0	0	0	0	0	0	0		
09:30	2	0	0	0	0	0	0	2	0	0	0	0	0	0	0	0		
09:45	2	1	0	0	0	0	0	3	1	0	0	0	0	0	1	2		
16:00	1	2	0	0	0	0	0	3	3	0	0	0	0	0	0	3		
16:15	1	0	0	0	0	0	0	1	0	2	0	0	0	0	0	2		
16:30	2	0	0	0	0	0	0	2	0	0	0	0	0	0	0	0		
16:45	0	1	0	0	0	0	0	1	2	0	0	0	0	0	0	2		
17:00	0	0	0	0	0	0	0	0	1	0	0	0	0	0	0	1		
17:15	1	1	0	0	0	0	0	2	0	1	0	0	0	0	0	1		
17:30	1	0	0	0	0	0	0	1	1	0	0	0	0	0	0	1		
17:45	0	0	0	0	0	0	0	0	0	0	0	0	0	0	0	0		
18:00	0	0	0	0	0	0	0	0	4	0	0	0	0	0	0	4		
18:15	1	0	0	0	0	0	0	1	2	0	0	0	0	0	0	2		
18:30	2	0	0	0	0	0	0	2	1	0	0	0	0	0	0	1		
18:45	0	0	0	0	0	0	0	0	0	0	0	0	0	0	0	0		
Start Time	Rolling Hour								Total	Rolling Hour								Total
07:00	5	1	0	0	0	0	0	6	9	0	0	0	0	0	1	10		
07:15	5	0	0	0	0	0	1	6	9	0	0	0	0	0	1	10		
07:30	3	1	0	0	0	0	1	5	10	0	0	0	0	0	1	11		
07:45	3	1	0	0	0	0	1	5	8	0	0	0	0	0	0	8		
08:00	3	1	0	0	0	0	1	5	6	1	0	0	0	0	0	7		
08:15	3	1	0	0	0	0	0	4	4	1	0	0	0	0	0	5		
08:30	2	0	0	0	0	0	0	2	2	1	0	0	0	0	0	3		
08:45	2	0	0	0	0	0	0	2	1	1	0	0	0	0	0	2		
09:00	4	1	0	0	0	0	0	5	1	0	0	0	0	0	1	2		
16:00	4	3	0	0	0	0	0	7	5	2	0	0	0	0	0	7		
16:15	3	1	0	0	0	0	0	4	3	2	0	0	0	0	0	5		
16:30	3	2	0	0	0	0	0	5	3	1	0	0	0	0	0	4		
16:45	2	2	0	0	0	0	0	4	4	1	0	0	0	0	0	5		
17:00	2	1	0	0	0	0	0	3	2	1	0	0	0	0	0	3		
17:15	2	1	0	0	0	0	0	3	5	1	0	0	0	0	0	6		
17:30	2	0	0	0	0	0	0	2	7	0	0	0	0	0	0	7		
17:45	3	0	0	0	0	0	0	3	7	0	0	0	0	0	0	7		
18:00	3	0	0	0	0	0	0	3	7	0	0	0	0	0	0	7		

# Intelligent Data Collection Limited



**Client:** Mott McDonald  
**Project Number:** ID06180  
**Junction Number:** Site 6  
**Date of Survey:** 07.12.2021  
**Junction Name:** Burgess Road / Rosemary Road  
**Junction Type:** T-Junction

Time	Arm C Approach								Arm C Exit									
	Cars	LGV	OGV1	OGV2	Buses	M/C	Cycle	Total	Cars	LGV	OGV1	OGV2	Buses	M/C	Cycle	Total		
07:00	4	0	0	0	0	0	0	4	1	1	0	0	0	0	0	2		
07:15	1	0	0	0	0	0	0	1	2	0	0	0	0	0	0	2		
07:30	3	2	0	0	0	0	0	5	3	1	0	0	0	0	0	4		
07:45	4	2	0	0	0	0	0	6	1	2	0	0	0	0	0	3		
08:00	2	0	0	0	0	0	0	2	0	0	0	0	0	0	0	0		
08:15	5	0	0	0	0	0	0	5	0	1	0	0	0	0	0	1		
08:30	2	2	0	0	0	0	0	4	3	1	0	0	0	0	0	4		
08:45	4	0	0	0	0	0	0	4	4	0	0	0	0	0	0	4		
09:00	1	0	0	0	0	0	0	1	1	1	0	0	0	0	0	2		
09:15	0	1	0	0	0	0	0	1	1	0	0	0	0	0	0	1		
09:30	1	0	0	0	0	0	0	1	3	0	0	0	0	0	0	3		
09:45	1	4	0	0	0	0	0	5	2	3	0	0	0	0	0	5		
16:00	3	0	0	0	0	0	0	3	3	2	0	0	0	0	0	5		
16:15	0	2	0	0	0	0	0	2	1	0	0	0	0	0	0	1		
16:30	1	0	0	0	0	0	0	1	1	0	0	0	0	0	0	1		
16:45	3	0	0	0	0	0	0	3	2	1	0	0	0	0	0	3		
17:00	2	0	0	0	0	0	0	2	2	0	0	0	0	0	0	2		
17:15	1	1	0	0	0	0	0	2	4	2	0	0	0	0	0	6		
17:30	2	0	0	0	0	0	0	2	1	0	0	0	0	0	0	1		
17:45	1	0	0	0	0	0	0	1	3	0	0	0	0	0	0	3		
18:00	4	0	0	0	0	0	0	4	0	0	0	0	0	0	0	0		
18:15	2	0	0	0	0	0	0	2	0	0	0	0	0	0	0	0		
18:30	3	0	0	0	0	0	0	3	3	0	0	0	0	0	0	3		
18:45	0	0	0	0	0	0	0	0	0	0	0	0	0	0	0	0		
Start Time	Rolling Hour								Total	Rolling Hour								Total
07:00	12	4	0	0	0	0	0	16	7	4	0	0	0	0	0	11		
07:15	10	4	0	0	0	0	0	14	6	3	0	0	0	0	0	9		
07:30	14	4	0	0	0	0	0	18	4	4	0	0	0	0	0	8		
07:45	13	4	0	0	0	0	0	17	4	4	0	0	0	0	0	8		
08:00	13	2	0	0	0	0	0	15	7	2	0	0	0	0	0	9		
08:15	12	2	0	0	0	0	0	14	8	3	0	0	0	0	0	11		
08:30	7	3	0	0	0	0	0	10	9	2	0	0	0	0	0	11		
08:45	6	1	0	0	0	0	0	7	9	1	0	0	0	0	0	10		
09:00	3	5	0	0	0	0	0	8	7	4	0	0	0	0	0	11		
16:00	7	2	0	0	0	0	0	9	7	3	0	0	0	0	0	10		
16:15	6	2	0	0	0	0	0	8	6	1	0	0	0	0	0	7		
16:30	7	1	0	0	0	0	0	8	9	3	0	0	0	0	0	12		
16:45	8	1	0	0	0	0	0	9	9	3	0	0	0	0	0	12		
17:00	6	1	0	0	0	0	0	7	10	2	0	0	0	0	0	12		
17:15	8	1	0	0	0	0	0	9	8	2	0	0	0	0	0	10		
17:30	9	0	0	0	0	0	0	9	4	0	0	0	0	0	0	4		
17:45	10	0	0	0	0	0	0	10	6	0	0	0	0	0	0	6		
18:00	9	0	0	0	0	0	0	9	3	0	0	0	0	0	0	3		

# Intelligent Data Collection Limited



**Client:** Mott McDonald      **Date of Survey:** 07.12.2021  
**Project Number:** ID06180      **Junction Name:** Burgess Road / Rosemary Road  
**Junction Number:** Site 6      **Junction Type:** T-Junction

Total Junction Flow								
Time	Cars	LGV	OGV1	OGV2	Buses	M/C	Cycle	Total
07:00	5	1	0	0	0	0	0	6
07:15	5	0	0	0	0	0	0	5
07:30	6	3	0	0	0	0	1	10
07:45	5	4	0	0	0	0	0	9
08:00	3	0	0	0	0	0	1	4
08:15	6	1	0	0	0	0	0	7
08:30	7	3	0	0	0	0	0	10
08:45	8	1	0	0	0	0	0	9
09:00	2	1	0	0	0	0	0	3
09:15	1	1	0	0	0	0	0	2
09:30	4	0	0	0	0	0	0	4
09:45	3	7	0	0	0	0	1	11
16:00	7	2	0	0	0	0	0	9
16:15	1	3	0	0	0	0	0	4
16:30	4	0	0	0	0	0	0	4
16:45	6	1	0	0	0	0	0	7
17:00	4	0	0	0	0	0	0	4
17:15	5	4	0	0	0	0	0	9
17:30	5	0	0	0	0	0	0	5
17:45	4	0	0	0	0	0	0	4
18:00	4	0	0	0	0	0	0	4
18:15	5	0	0	0	0	0	0	5
18:30	6	0	0	0	0	0	0	6
18:45	0	0	0	0	0	0	0	0
Start Time	Rolling Hour							Total
07:00	21	8	0	0	0	0	1	30
07:15	19	7	0	0	0	0	2	28
07:30	20	8	0	0	0	0	2	30
07:45	21	8	0	0	0	0	1	30
08:00	24	5	0	0	0	0	1	30
08:15	23	6	0	0	0	0	0	29
08:30	18	6	0	0	0	0	0	24
08:45	15	3	0	0	0	0	0	18
09:00	10	9	0	0	0	0	1	20
16:00	18	6	0	0	0	0	0	24
16:15	15	4	0	0	0	0	0	19
16:30	19	5	0	0	0	0	0	24
16:45	20	5	0	0	0	0	0	25
17:00	18	4	0	0	0	0	0	22
17:15	18	4	0	0	0	0	0	22
17:30	18	0	0	0	0	0	0	18
17:45	19	0	0	0	0	0	0	19
18:00	15	0	0	0	0	0	0	15

# Intelligent Data Collection Limited



Client: Mott McDonald  
 Project Number: ID06180  
 Junction Number: Site 6

Date of Survey: 07.12.2021  
 Junction Name: Burgess Road / Rosemary Road  
 Junction Type: T-Junction

Arm A: Burgess Road (E)  
 Arm B: Rosemary Road (S)

Arm C: Burgess Road (W)

Time	A1 to A								A1 to C								A1 to B							
	Cars	LGV	OGV1	OGV2	Buses	M/C	Cycle	Total	Cars	LGV	OGV1	OGV2	Buses	M/C	Cycle	Total	Cars	LGV	OGV1	OGV2	Buses	M/C	Cycle	Total
07:00	0	0	0	0	0	0	0	0	1	0	0	0	0	0	0	1	0	0	0	0	0	0	0	0
07:15	0	0	0	0	0	0	0	0	0	0	0	0	0	0	0	0	1	0	0	0	0	0	0	1
07:30	0	0	0	0	0	0	0	0	1	1	0	0	0	0	0	2	0	0	0	0	0	0	1	1
07:45	0	0	0	0	0	0	0	0	1	2	0	0	0	0	0	3	0	0	0	0	0	0	0	0
08:00	0	0	0	0	0	0	0	0	0	0	0	0	0	0	0	0	1	0	0	0	0	0	0	1
08:15	0	0	0	0	0	0	0	0	0	0	0	0	0	0	0	0	0	0	0	0	0	0	0	0
08:30	0	0	0	0	0	0	0	0	2	1	0	0	0	0	0	3	1	0	0	0	0	0	0	1
08:45	0	0	0	0	0	0	0	0	4	0	0	0	0	0	0	4	0	1	0	0	0	0	0	1
09:00	0	0	0	0	0	0	0	0	1	1	0	0	0	0	0	2	0	0	0	0	0	0	0	0
09:15	0	0	0	0	0	0	0	0	1	0	0	0	0	0	0	1	0	0	0	0	0	0	0	0
09:30	0	0	0	0	0	0	0	0	1	0	0	0	0	0	0	1	0	0	0	0	0	0	0	0
09:45	0	0	0	0	0	0	0	0	0	2	0	0	0	0	0	2	0	0	0	0	0	0	1	1
16:00	0	0	0	0	0	0	0	0	2	0	0	0	0	0	0	2	1	0	0	0	0	0	0	1
16:15	0	0	0	0	0	0	0	0	0	0	0	0	0	0	0	0	0	1	0	0	0	0	0	1
16:30	0	0	0	0	0	0	0	0	1	0	0	0	0	0	0	1	0	0	0	0	0	0	0	0
16:45	0	0	0	0	0	0	0	0	2	0	0	0	0	0	0	2	1	0	0	0	0	0	0	1
17:00	0	0	0	0	0	0	0	0	2	0	0	0	0	0	0	2	0	0	0	0	0	0	0	0
17:15	0	0	0	0	0	0	0	0	3	1	0	0	0	0	0	4	0	1	0	0	0	0	0	1
17:30	0	0	0	0	0	0	0	0	1	0	0	0	0	0	0	1	1	0	0	0	0	0	0	1
17:45	0	0	0	0	0	0	0	0	3	0	0	0	0	0	0	3	0	0	0	0	0	0	0	0
18:00	0	0	0	0	0	0	0	0	0	0	0	0	0	0	0	0	0	0	0	0	0	0	0	0
18:15	0	0	0	0	0	0	0	0	0	0	0	0	0	0	0	0	2	0	0	0	0	0	0	2
18:30	0	0	0	0	0	0	0	0	1	0	0	0	0	0	0	1	0	0	0	0	0	0	0	0
18:45	0	0	0	0	0	0	0	0	0	0	0	0	0	0	0	0	0	0	0	0	0	0	0	0
Start Time	Rolling Hour							Total	Rolling Hour							Total	Rolling Hour							Total
07:00	0	0	0	0	0	0	0	0	3	3	0	0	0	0	0	6	1	0	0	0	0	0	1	2
07:15	0	0	0	0	0	0	0	0	2	3	0	0	0	0	0	5	2	0	0	0	0	0	1	3
07:30	0	0	0	0	0	0	0	0	2	3	0	0	0	0	0	5	1	0	0	0	0	0	1	2
07:45	0	0	0	0	0	0	0	0	3	3	0	0	0	0	0	6	2	0	0	0	0	0	0	2
08:00	0	0	0	0	0	0	0	0	6	1	0	0	0	0	0	7	2	1	0	0	0	0	0	3
08:15	0	0	0	0	0	0	0	0	7	2	0	0	0	0	0	9	1	1	0	0	0	0	0	2
08:30	0	0	0	0	0	0	0	0	8	2	0	0	0	0	0	10	1	1	0	0	0	0	0	2
08:45	0	0	0	0	0	0	0	0	7	1	0	0	0	0	0	8	0	1	0	0	0	0	0	1
09:00	0	0	0	0	0	0	0	0	3	3	0	0	0	0	0	6	0	0	0	0	0	0	1	1
16:00	0	0	0	0	0	0	0	0	5	0	0	0	0	0	0	5	2	1	0	0	0	0	0	3
16:15	0	0	0	0	0	0	0	0	5	0	0	0	0	0	0	5	1	1	0	0	0	0	0	2
16:30	0	0	0	0	0	0	0	0	8	1	0	0	0	0	0	9	1	1	0	0	0	0	0	2
16:45	0	0	0	0	0	0	0	0	8	1	0	0	0	0	0	9	2	1	0	0	0	0	0	3
17:00	0	0	0	0	0	0	0	0	9	1	0	0	0	0	0	10	1	1	0	0	0	0	0	2
17:15	0	0	0	0	0	0	0	0	7	1	0	0	0	0	0	8	1	1	0	0	0	0	0	2
17:30	0	0	0	0	0	0	0	0	4	0	0	0	0	0	0	4	3	0	0	0	0	0	0	3
17:45	0	0	0	0	0	0	0	0	4	0	0	0	0	0	0	4	2	0	0	0	0	0	0	2
18:00	0	0	0	0	0	0	0	0	1	0	0	0	0	0	0	1	2	0	0	0	0	0	0	2

# Intelligent Data Collection Limited



Client: Mott McDonald  
 Project Number: ID06180  
 Junction Number: Site 6

Date of Survey: 07.12.2021  
 Junction Name: Burgess Road / Rosemary Road  
 Junction Type: T-Junction

Arm A: Burgess Road (E)  
 Arm B: Rosemary Road (S)

Arm C: Burgess Road (W)

Time	B1 to B								B1 to A								B1 to C							
	Cars	LGV	OGV1	OGV2	Buses	M/C	Cycle	Total	Cars	LGV	OGV1	OGV2	Buses	M/C	Cycle	Total	Cars	LGV	OGV1	OGV2	Buses	M/C	Cycle	Total
07:00	0	0	0	0	0	0	0	0	0	0	0	0	0	0	0	0	0	1	0	0	0	0	0	1
07:15	0	0	0	0	0	0	0	0	1	0	0	0	0	0	0	0	1	2	0	0	0	0	0	2
07:30	0	0	0	0	0	0	0	0	0	0	0	0	0	0	0	0	2	0	0	0	0	0	0	2
07:45	0	0	0	0	0	0	0	0	0	0	0	0	0	0	0	0	0	0	0	0	0	0	0	0
08:00	0	0	0	0	0	0	0	0	0	0	0	0	0	0	1	1	0	0	0	0	0	0	0	0
08:15	0	0	0	0	0	0	0	0	1	0	0	0	0	0	0	1	0	1	0	0	0	0	0	1
08:30	0	0	0	0	0	0	0	0	1	0	0	0	0	0	0	1	1	0	0	0	0	0	0	1
08:45	0	0	0	0	0	0	0	0	0	0	0	0	0	0	0	0	0	0	0	0	0	0	0	0
09:00	0	0	0	0	0	0	0	0	0	0	0	0	0	0	0	0	0	0	0	0	0	0	0	0
09:15	0	0	0	0	0	0	0	0	0	0	0	0	0	0	0	0	0	0	0	0	0	0	0	0
09:30	0	0	0	0	0	0	0	0	0	0	0	0	0	0	0	0	2	0	0	0	0	0	0	2
09:45	0	0	0	0	0	0	0	0	0	0	0	0	0	0	0	0	2	1	0	0	0	0	0	3
16:00	0	0	0	0	0	0	0	0	0	0	0	0	0	0	0	0	1	2	0	0	0	0	0	3
16:15	0	0	0	0	0	0	0	0	0	0	0	0	0	0	0	0	1	0	0	0	0	0	0	1
16:30	0	0	0	0	0	0	0	0	2	0	0	0	0	0	0	2	0	0	0	0	0	0	0	0
16:45	0	0	0	0	0	0	0	0	0	0	0	0	0	0	0	0	0	1	0	0	0	0	0	1
17:00	0	0	0	0	0	0	0	0	0	0	0	0	0	0	0	0	0	0	0	0	0	0	0	0
17:15	0	0	0	0	0	0	0	0	0	0	0	0	0	0	0	0	1	1	0	0	0	0	0	2
17:30	0	0	0	0	0	0	0	0	0	1	0	0	0	0	0	1	0	0	0	0	0	0	0	0
17:45	0	0	0	0	0	0	0	0	0	0	0	0	0	0	0	0	0	0	0	0	0	0	0	0
18:00	0	0	0	0	0	0	0	0	0	0	0	0	0	0	0	0	0	0	0	0	0	0	0	0
18:15	0	0	0	0	0	0	0	0	0	1	0	0	0	0	0	1	0	0	0	0	0	0	0	0
18:30	0	0	0	0	0	0	0	0	0	0	0	0	0	0	0	0	2	0	0	0	0	0	0	2
18:45	0	0	0	0	0	0	0	0	0	0	0	0	0	0	0	0	0	0	0	0	0	0	0	0
Start Time	Rolling Hour								Rolling Hour								Rolling Hour							
	Cars	LGV	OGV1	OGV2	Buses	M/C	Cycle	Total	Cars	LGV	OGV1	OGV2	Buses	M/C	Cycle	Total	Cars	LGV	OGV1	OGV2	Buses	M/C	Cycle	Total
07:00	0	0	0	0	0	0	0	0	1	0	0	0	0	0	0	1	4	1	0	0	0	0	0	5
07:15	0	0	0	0	0	0	0	0	1	0	0	0	0	0	1	2	4	0	0	0	0	0	0	4
07:30	0	0	0	0	0	0	0	0	1	0	0	0	0	0	1	2	2	1	0	0	0	0	0	3
07:45	0	0	0	0	0	0	0	0	2	0	0	0	0	0	1	3	1	1	0	0	0	0	0	2
08:00	0	0	0	0	0	0	0	0	2	0	0	0	0	0	1	3	1	1	0	0	0	0	0	2
08:15	0	0	0	0	0	0	0	0	2	0	0	0	0	0	0	2	1	1	0	0	0	0	0	2
08:30	0	0	0	0	0	0	0	0	1	0	0	0	0	0	0	1	1	0	0	0	0	0	0	1
08:45	0	0	0	0	0	0	0	0	0	0	0	0	0	0	0	0	2	0	0	0	0	0	0	2
09:00	0	0	0	0	0	0	0	0	0	0	0	0	0	0	0	0	4	1	0	0	0	0	0	5
16:00	0	0	0	0	0	0	0	0	2	0	0	0	0	0	0	2	2	3	0	0	0	0	0	5
16:15	0	0	0	0	0	0	0	0	2	0	0	0	0	0	0	2	1	1	0	0	0	0	0	2
16:30	0	0	0	0	0	0	0	0	2	0	0	0	0	0	0	2	1	2	0	0	0	0	0	3
16:45	0	0	0	0	0	0	0	0	1	0	0	0	0	0	0	1	1	2	0	0	0	0	0	3
17:00	0	0	0	0	0	0	0	0	1	0	0	0	0	0	0	1	1	1	0	0	0	0	0	2
17:15	0	0	0	0	0	0	0	0	1	0	0	0	0	0	0	1	1	1	0	0	0	0	0	2
17:30	0	0	0	0	0	0	0	0	2	0	0	0	0	0	0	2	0	0	0	0	0	0	0	0
17:45	0	0	0	0	0	0	0	0	1	0	0	0	0	0	0	1	2	0	0	0	0	0	0	2
18:00	0	0	0	0	0	0	0	0	1	0	0	0	0	0	0	1	2	0	0	0	0	0	0	2

# Intelligent Data Collection Limited



Client: Mott McDonald  
 Project Number: ID06180  
 Junction Number: Site 6

Date of Survey: 07.12.2021  
 Junction Name: Burgess Road / Rosemary Road  
 Junction Type: T-Junction

Arm A: Burgess Road (E)  
 Arm B: Rosemary Road (S)

Arm C: Burgess Road (W)

Time	C1 to C								C1 to B								C1 to A							
	Cars	LGV	OGV1	OGV2	Buses	M/C	Cycle	Total	Cars	LGV	OGV1	OGV2	Buses	M/C	Cycle	Total	Cars	LGV	OGV1	OGV2	Buses	M/C	Cycle	Total
07:00	0	0	0	0	0	0	0	0	2	0	0	0	0	0	0	2	2	0	0	0	0	0	0	2
07:15	0	0	0	0	0	0	0	0	0	0	0	0	0	0	0	0	1	0	0	0	0	0	0	1
07:30	0	0	0	0	0	0	0	0	3	0	0	0	0	0	0	3	0	2	0	0	0	0	0	2
07:45	0	0	0	0	0	0	0	0	3	0	0	0	0	0	0	3	1	2	0	0	0	0	0	3
08:00	0	0	0	0	0	0	0	0	1	0	0	0	0	0	0	1	1	0	0	0	0	0	0	1
08:15	0	0	0	0	0	0	0	0	2	0	0	0	0	0	0	2	3	0	0	0	0	0	0	3
08:30	0	0	0	0	0	0	0	0	0	0	0	0	0	0	0	0	2	2	0	0	0	0	0	4
08:45	0	0	0	0	0	0	0	0	1	0	0	0	0	0	0	1	3	0	0	0	0	0	0	3
09:00	0	0	0	0	0	0	0	0	0	0	0	0	0	0	0	0	1	0	0	0	0	0	0	1
09:15	0	0	0	0	0	0	0	0	0	0	0	0	0	0	0	0	0	1	0	0	0	0	0	1
09:30	0	0	0	0	0	0	0	0	0	0	0	0	0	0	0	0	1	0	0	0	0	0	0	1
09:45	0	0	0	0	0	0	0	0	1	0	0	0	0	0	0	1	0	4	0	0	0	0	0	4
16:00	0	0	0	0	0	0	0	0	2	0	0	0	0	0	0	2	1	0	0	0	0	0	0	1
16:15	0	0	0	0	0	0	0	0	0	1	0	0	0	0	0	1	0	1	0	0	0	0	0	1
16:30	0	0	0	0	0	0	0	0	0	0	0	0	0	0	0	0	1	0	0	0	0	0	0	1
16:45	0	0	0	0	0	0	0	0	1	0	0	0	0	0	0	1	2	0	0	0	0	0	0	2
17:00	0	0	0	0	0	0	0	0	0	1	0	0	0	0	0	1	1	0	0	0	0	0	0	1
17:15	0	0	0	0	0	0	0	0	0	0	0	0	0	0	0	0	1	1	0	0	0	0	0	2
17:30	0	0	0	0	0	0	0	0	0	0	0	0	0	0	0	0	2	0	0	0	0	0	0	2
17:45	0	0	0	0	0	0	0	0	0	0	0	0	0	0	0	0	1	0	0	0	0	0	0	1
18:00	0	0	0	0	0	0	0	0	4	0	0	0	0	0	0	4	0	0	0	0	0	0	0	0
18:15	0	0	0	0	0	0	0	0	0	0	0	0	0	0	0	0	2	0	0	0	0	0	0	2
18:30	0	0	0	0	0	0	0	0	1	0	0	0	0	0	0	1	2	0	0	0	0	0	0	2
18:45	0	0	0	0	0	0	0	0	0	0	0	0	0	0	0	0	0	0	0	0	0	0	0	0
Start Time	Rolling Hour								Rolling Hour								Rolling Hour							
	Cars	LGV	OGV1	OGV2	Buses	M/C	Cycle	Total	Cars	LGV	OGV1	OGV2	Buses	M/C	Cycle	Total	Cars	LGV	OGV1	OGV2	Buses	M/C	Cycle	Total
07:00	0	0	0	0	0	0	0	0	8	0	0	0	0	0	0	8	4	4	0	0	0	0	0	8
07:15	0	0	0	0	0	0	0	0	7	0	0	0	0	0	0	7	3	4	0	0	0	0	0	7
07:30	0	0	0	0	0	0	0	0	9	0	0	0	0	0	0	9	5	4	0	0	0	0	0	9
07:45	0	0	0	0	0	0	0	0	6	0	0	0	0	0	0	6	7	4	0	0	0	0	0	11
08:00	0	0	0	0	0	0	0	0	4	0	0	0	0	0	0	4	9	2	0	0	0	0	0	11
08:15	0	0	0	0	0	0	0	0	3	0	0	0	0	0	0	3	9	2	0	0	0	0	0	11
08:30	0	0	0	0	0	0	0	0	1	0	0	0	0	0	0	1	6	3	0	0	0	0	0	9
08:45	0	0	0	0	0	0	0	0	1	0	0	0	0	0	0	1	5	1	0	0	0	0	0	6
09:00	0	0	0	0	0	0	0	0	1	0	0	0	0	0	0	1	2	5	0	0	0	0	0	7
16:00	0	0	0	0	0	0	0	0	3	1	0	0	0	0	0	4	4	1	0	0	0	0	0	5
16:15	0	0	0	0	0	0	0	0	2	1	0	0	0	0	0	3	4	1	0	0	0	0	0	5
16:30	0	0	0	0	0	0	0	0	2	0	0	0	0	0	0	2	5	1	0	0	0	0	0	6
16:45	0	0	0	0	0	0	0	0	2	0	0	0	0	0	0	2	6	1	0	0	0	0	0	7
17:00	0	0	0	0	0	0	0	0	1	0	0	0	0	0	0	1	5	1	0	0	0	0	0	6
17:15	0	0	0	0	0	0	0	0	4	0	0	0	0	0	0	4	4	1	0	0	0	0	0	5
17:30	0	0	0	0	0	0	0	0	4	0	0	0	0	0	0	4	5	0	0	0	0	0	0	5
17:45	0	0	0	0	0	0	0	0	5	0	0	0	0	0	0	5	5	0	0	0	0	0	0	5
18:00	0	0	0	0	0	0	0	0	5	0	0	0	0	0	0	5	4	0	0	0	0	0	0	4



# Intelligent Data Collection Limited



Client: Mott McDonald  
 Project Number: ID06180  
 Junction Number: Site 6

Date of Survey: 07.12.2021  
 Junction Name: Burgess Road / Rosemary Road  
 Junction Type: T-Junction

Arm A: Burgess Road (E)  
 Arm B: Rosemary Road (S)  
 Arm C: Burgess Road (W)

PCU Summary									
Time	A1 to A	A1 to C	A1 to B	B1 to B	B1 to A	B1 to C	C1 to C	C1 to B	C1 to A
07:00	0	1	0	0	0	1	0	2	2
07:15	0	0	1	0	1	2	0	0	1
07:30	0	2	0	0	0	2	0	3	2
07:45	0	3	0	0	0	0	0	3	3
08:00	0	0	1	0	0	0	0	1	1
08:15	0	0	0	0	1	1	0	2	3
08:30	0	3	1	0	1	1	0	0	4
08:45	0	4	1	0	0	0	0	1	3
09:00	0	2	0	0	0	0	0	0	1
09:15	0	1	0	0	0	0	0	0	1
09:30	0	1	0	0	0	2	0	0	1
09:45	0	2	0	0	0	3	0	1	4
16:00	0	2	1	0	0	3	0	2	1
16:15	0	0	1	0	0	1	0	1	1
16:30	0	1	0	0	2	0	0	0	1
16:45	0	2	1	0	0	1	0	1	2
17:00	0	2	0	0	0	0	0	1	1
17:15	0	4	1	0	0	2	0	0	2
17:30	0	1	1	0	1	0	0	0	2
17:45	0	3	0	0	0	0	0	0	1
18:00	0	0	0	0	0	0	0	4	0
18:15	0	0	2	0	1	0	0	0	2
18:30	0	1	0	0	0	2	0	1	2
18:45	0	0	0	0	0	0	0	0	0
Start Time	Rolling Hour								
07:00	0	6	1	0	1	5	0	8	8
07:15	0	5	2	0	1	4	0	7	7
07:30	0	5	1	0	1	3	0	9	9
07:45	0	6	2	0	2	2	0	6	11
08:00	0	7	3	0	2	2	0	4	11
08:15	0	9	2	0	2	2	0	3	11
08:30	0	10	2	0	1	1	0	1	9
08:45	0	8	1	0	0	2	0	1	6
09:00	0	6	0	0	0	5	0	1	7
16:00	0	5	3	0	2	5	0	4	5
16:15	0	5	2	0	2	2	0	3	5
16:30	0	9	2	0	2	3	0	2	6
16:45	0	9	3	0	1	3	0	2	7
17:00	0	10	2	0	1	2	0	1	6
17:15	0	8	2	0	1	2	0	4	5
17:30	0	4	3	0	2	0	0	4	5
17:45	0	4	2	0	1	2	0	5	5
18:00	0	1	2	0	1	2	0	5	4

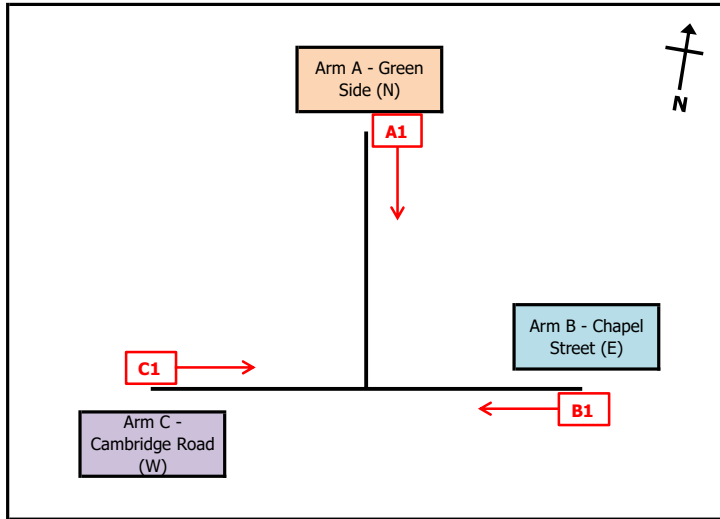
# Intelligent Data Collection Limited



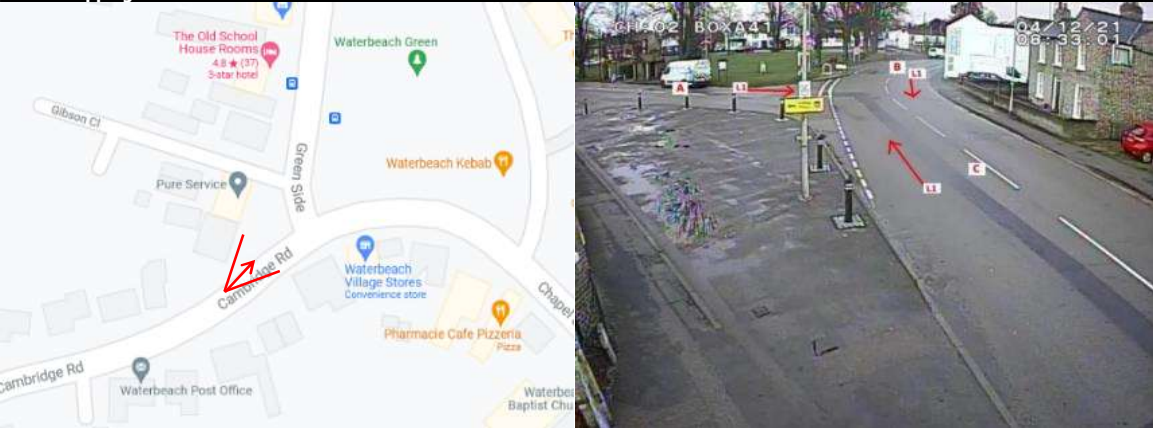
**Client:** Mott McDonald      **Date of Survey:** 07.12.2021  
**Project Number:** ID06180      **Junction Name:** Cambridge Road / Chapel Street / Green Side  
**Junction Number:** Site 7      **Junction Type:** T-Junction

X Coordinate	Y Coordinate	Google Maps Link
52.265699	0.190116	<a href="#">Click Here</a>
AM Peak Conditions	PM Peak Conditions	
Clear	Showers	

## Junction Layout

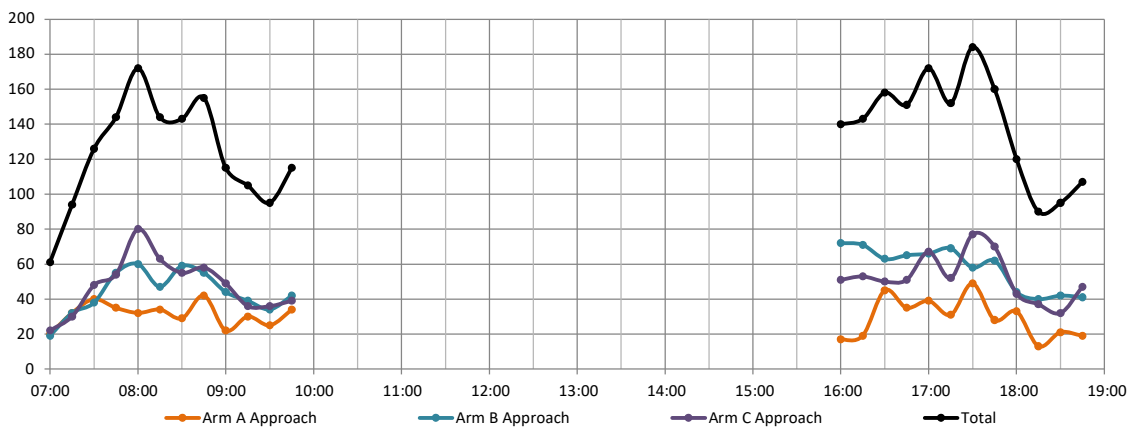


## Aerial Mapping and On-site Camera View



## Junction Flow Profile

Arm Approach Flows (All Vehicles)



**Additional Notes (Factors which may impact on survey results such as accidents, roadworks, special events):**

# Intelligent Data Collection Limited



**Client:** Mott McDonald      **Date of Survey:** 07.12.2021  
**Project Number:** ID06180      **Junction Name:** Cambridge Road / Chapel Street / Green Side  
**Junction Number:** Site 7      **Junction Type:** T-Junction

Time	Arm A Approach								Arm A Exit									
	Cars	LGV	OGV1	OGV2	Buses	M/C	Cycle	Total	Cars	LGV	OGV1	OGV2	Buses	M/C	Cycle	Total		
07:00	16	4	0	0	0	0	0	20	9	3	0	0	0	0	0	12		
07:15	25	5	0	0	2	0	0	32	15	6	0	0	0	1	0	22		
07:30	33	7	0	0	0	0	0	40	33	7	1	0	0	2	0	43		
07:45	27	7	0	0	1	0	0	35	45	6	1	0	1	0	0	53		
08:00	27	3	0	0	1	1	0	32	73	14	0	0	0	1	1	89		
08:15	20	9	0	0	2	1	2	34	36	7	2	0	0	1	1	47		
08:30	27	2	0	0	0	0	0	29	38	6	1	0	1	0	4	50		
08:45	33	2	0	1	1	0	5	42	55	9	1	0	0	0	1	66		
09:00	18	3	0	0	0	0	1	22	36	9	0	1	0	0	1	47		
09:15	23	5	1	0	0	0	1	30	23	8	0	0	0	0	1	32		
09:30	19	5	0	0	0	0	1	25	24	4	0	1	0	0	0	29		
09:45	24	8	0	0	2	0	0	34	36	9	1	0	1	0	0	47		
16:00	16	1	0	0	0	0	0	17	64	8	1	0	1	0	0	74		
16:15	16	2	1	0	0	0	0	19	62	15	1	0	0	0	2	80		
16:30	37	8	0	0	0	0	0	45	51	8	0	0	1	0	1	61		
16:45	31	3	0	0	0	1	0	35	57	8	0	0	1	4	1	71		
17:00	34	3	0	0	1	1	0	39	63	13	0	0	0	0	0	76		
17:15	24	6	0	0	0	0	1	31	69	9	0	0	1	1	0	80		
17:30	39	10	0	0	0	0	0	49	60	11	0	0	0	0	1	72		
17:45	23	3	0	0	1	0	1	28	68	12	0	0	0	0	1	81		
18:00	27	6	0	0	0	0	0	33	52	2	0	0	1	0	0	55		
18:15	10	1	0	0	0	0	2	13	43	2	0	0	0	0	0	45		
18:30	18	2	0	0	0	0	1	21	41	3	0	0	2	0	0	46		
18:45	16	2	0	0	1	0	0	19	33	4	0	0	1	0	1	39		
Start Time	Rolling Hour								Total	Rolling Hour								Total
07:00	101	23	0	0	3	0	0	127	102	22	2	0	1	3	0	130		
07:15	112	22	0	0	4	1	0	139	166	33	2	0	1	4	1	207		
07:30	107	26	0	0	4	2	2	141	187	34	4	0	1	4	2	232		
07:45	101	21	0	0	4	2	2	130	192	33	4	0	2	2	6	239		
08:00	107	16	0	1	4	2	7	137	202	36	4	0	1	2	7	252		
08:15	98	16	0	1	3	1	8	127	165	31	4	1	1	1	7	210		
08:30	101	12	1	1	1	0	7	123	152	32	2	1	1	0	7	195		
08:45	93	15	1	1	1	0	8	119	138	30	1	2	0	0	3	174		
09:00	84	21	1	0	2	0	3	111	119	30	1	2	1	0	2	155		
16:00	100	14	1	0	0	1	0	116	234	39	2	0	3	4	4	286		
16:15	118	16	1	0	1	2	0	138	233	44	1	0	2	4	4	288		
16:30	126	20	0	0	1	2	1	150	240	38	0	0	3	5	2	288		
16:45	128	22	0	0	1	2	1	154	249	41	0	0	2	5	2	299		
17:00	120	22	0	0	2	1	2	147	260	45	0	0	1	1	2	309		
17:15	113	25	0	0	1	0	2	141	249	34	0	0	2	1	2	288		
17:30	99	20	0	0	1	0	3	123	223	27	0	0	1	0	2	253		
17:45	78	12	0	0	1	0	4	95	204	19	0	0	3	0	1	227		
18:00	71	11	0	0	1	0	3	86	169	11	0	0	4	0	1	185		

# Intelligent Data Collection Limited



**Client:** Mott McDonald      **Date of Survey:** 07.12.2021  
**Project Number:** ID06180      **Junction Name:** Cambridge Road / Chapel Street / Green Side  
**Junction Number:** Site 7      **Junction Type:** T-Junction

Time	Arm B Approach								Arm B Exit									
	Cars	LGV	OGV1	OGV2	Buses	M/C	Cycle	Total	Cars	LGV	OGV1	OGV2	Buses	M/C	Cycle	Total		
07:00	14	5	0	0	0	0	0	19	14	5	0	0	0	0	1	20		
07:15	25	6	0	0	0	0	1	32	13	5	0	0	1	0	1	20		
07:30	32	4	1	0	0	1	0	38	19	5	0	0	0	0	0	24		
07:45	43	10	0	0	0	0	2	55	18	8	0	0	0	0	0	26		
08:00	47	7	0	0	1	1	4	60	15	2	2	0	2	0	0	21		
08:15	37	5	0	0	0	0	5	47	32	7	0	0	0	0	2	41		
08:30	48	9	1	0	0	0	1	59	26	6	0	0	0	0	1	33		
08:45	43	8	0	0	0	0	4	55	16	3	0	0	0	0	1	20		
09:00	33	7	0	0	0	0	4	44	19	7	0	0	0	0	0	26		
09:15	29	7	2	0	0	0	1	39	16	6	1	0	0	0	0	23		
09:30	30	3	0	1	0	0	0	34	19	6	1	0	0	0	1	27		
09:45	34	7	1	0	0	0	0	42	23	1	0	0	1	0	0	25		
16:00	63	8	0	0	1	0	0	72	23	5	0	0	0	0	0	28		
16:15	55	15	1	0	0	0	0	71	29	3	2	0	0	0	1	35		
16:30	51	9	0	0	1	0	2	63	27	5	0	0	1	0	0	33		
16:45	53	8	0	0	0	4	0	65	32	3	0	0	0	0	2	37		
17:00	55	10	0	1	0	0	0	66	31	4	0	0	0	1	1	37		
17:15	57	11	0	0	0	0	1	69	20	4	0	0	0	0	0	24		
17:30	53	5	0	0	0	0	0	58	47	5	0	0	0	0	2	54		
17:45	57	4	0	0	0	0	1	62	38	2	0	0	0	0	1	41		
18:00	44	0	0	0	0	0	0	44	27	2	0	0	0	0	1	30		
18:15	37	3	0	0	0	0	0	40	19	0	0	0	0	0	1	20		
18:30	36	4	0	0	1	0	1	42	19	2	0	0	0	0	1	22		
18:45	32	8	0	0	0	0	1	41	22	2	0	0	0	1	0	25		
Start Time	Rolling Hour								Total	Rolling Hour								Total
07:00	114	25	1	0	0	1	3	144	64	23	0	0	1	0	2	90		
07:15	147	27	1	0	1	2	7	185	65	20	2	0	3	0	1	91		
07:30	159	26	1	0	1	2	11	200	84	22	2	0	2	0	2	112		
07:45	175	31	1	0	1	1	12	221	91	23	2	0	2	0	3	121		
08:00	175	29	1	0	1	1	14	221	89	18	2	0	2	0	4	115		
08:15	161	29	1	0	0	0	14	205	93	23	0	0	0	0	4	120		
08:30	153	31	3	0	0	0	10	197	77	22	1	0	0	0	2	102		
08:45	135	25	2	1	0	0	9	172	70	22	2	0	0	0	2	96		
09:00	126	24	3	1	0	0	5	159	77	20	2	0	1	0	1	101		
16:00	222	40	1	0	2	4	2	271	111	16	2	0	1	0	3	133		
16:15	214	42	1	1	1	4	2	265	119	15	2	0	1	1	4	142		
16:30	216	38	0	1	1	4	3	263	110	16	0	0	1	1	3	131		
16:45	218	34	0	1	0	4	1	258	130	16	0	0	0	1	5	152		
17:00	222	30	0	1	0	0	2	255	136	15	0	0	0	1	4	156		
17:15	211	20	0	0	0	0	2	233	132	13	0	0	0	0	4	149		
17:30	191	12	0	0	0	0	1	204	131	9	0	0	0	0	5	145		
17:45	174	11	0	0	1	0	2	188	103	6	0	0	0	0	4	113		
18:00	149	15	0	0	1	0	2	167	87	6	0	0	0	1	3	97		

# Intelligent Data Collection Limited



**Client:** Mott McDonald      **Date of Survey:** 07.12.2021  
**Project Number:** ID06180      **Junction Name:** Cambridge Road / Chapel Street / Green Side  
**Junction Number:** Site 7      **Junction Type:** T-Junction

Time	Arm C Approach								Arm C Exit									
	Cars	LGV	OGV1	OGV2	Buses	M/C	Cycle	Total	Cars	LGV	OGV1	OGV2	Buses	M/C	Cycle	Total		
07:00	15	6	0	0	0	0	1	22	22	7	0	0	0	0	0	29		
07:15	21	7	0	0	0	1	1	30	43	7	0	0	1	0	1	52		
07:30	38	9	0	0	0	1	0	48	51	8	0	0	0	0	0	59		
07:45	44	8	1	0	1	0	0	54	51	11	0	0	1	0	2	65		
08:00	64	12	2	0	2	0	0	80	50	6	0	0	2	1	3	62		
08:15	47	11	2	0	0	1	2	63	36	11	0	0	2	1	6	56		
08:30	42	7	0	0	1	0	5	55	53	6	0	0	0	0	1	60		
08:45	47	8	1	0	0	0	2	58	52	6	0	1	1	0	9	69		
09:00	36	11	0	1	0	0	1	49	32	5	0	0	0	0	5	42		
09:15	27	9	0	0	0	0	0	36	40	7	2	0	0	0	1	50		
09:30	25	8	1	1	0	0	1	36	31	6	0	1	0	0	1	39		
09:45	33	5	0	0	1	0	0	39	32	10	0	0	1	0	0	43		
16:00	42	7	1	0	1	0	0	51	34	3	0	0	1	0	0	38		
16:15	43	6	1	0	0	0	3	53	23	5	0	0	0	0	0	28		
16:30	40	7	0	0	2	0	1	50	50	11	0	0	1	0	2	64		
16:45	42	5	0	0	1	0	3	51	37	5	0	0	0	1	0	43		
17:00	58	8	0	0	0	0	1	67	53	4	0	1	1	0	0	59		
17:15	43	7	0	0	1	1	0	52	35	11	0	0	0	0	2	48		
17:30	64	10	0	0	0	0	3	77	49	9	0	0	0	0	0	58		
17:45	59	9	0	0	0	0	2	70	33	2	0	0	1	0	2	38		
18:00	38	3	0	0	1	0	1	43	30	5	0	0	0	0	0	35		
18:15	36	0	0	0	0	0	1	37	21	2	0	0	0	0	2	25		
18:30	29	1	0	0	1	0	1	32	23	2	0	0	0	0	2	27		
18:45	43	2	0	0	1	1	0	47	36	6	0	0	1	0	0	43		
Start Time	Rolling Hour								Total	Rolling Hour								Total
07:00	118	30	1	0	1	2	2	154	167	33	0	0	2	0	3	205		
07:15	167	36	3	0	3	2	1	212	195	32	0	0	4	1	6	238		
07:30	193	40	5	0	3	2	2	245	188	36	0	0	5	2	11	242		
07:45	197	38	5	0	4	1	7	252	190	34	0	0	5	2	12	243		
08:00	200	38	5	0	3	1	9	256	191	29	0	1	5	2	19	247		
08:15	172	37	3	1	1	1	10	225	173	28	0	1	3	1	21	227		
08:30	152	35	1	1	1	0	8	198	177	24	2	1	1	0	16	221		
08:45	135	36	2	2	0	0	4	179	155	24	2	2	1	0	16	200		
09:00	121	33	1	2	1	0	2	160	135	28	2	1	1	0	7	174		
16:00	167	25	2	0	4	0	7	205	144	24	0	0	2	1	2	173		
16:15	183	26	1	0	3	0	8	221	163	25	0	1	2	1	2	194		
16:30	183	27	0	0	4	1	5	220	175	31	0	1	2	1	4	214		
16:45	207	30	0	0	2	1	7	247	174	29	0	1	1	1	2	208		
17:00	224	34	0	0	1	1	6	266	170	26	0	1	2	0	4	203		
17:15	204	29	0	0	2	1	6	242	147	27	0	0	1	0	4	179		
17:30	197	22	0	0	1	0	7	227	133	18	0	0	1	0	4	156		
17:45	162	13	0	0	2	0	5	182	107	11	0	0	1	0	6	125		
18:00	146	6	0	0	3	1	3	159	110	15	0	0	1	0	4	130		

# Intelligent Data Collection Limited



**Client:** Mott McDonald      **Date of Survey:** 07.12.2021  
**Project Number:** ID06180      **Junction Name:** Cambridge Road / Chapel Street / Green Side  
**Junction Number:** Site 7      **Junction Type:** T-Junction

Total Junction Flow								
Time	Cars	LGV	OGV1	OGV2	Buses	M/C	Cycle	Total
07:00	45	15	0	0	0	0	1	61
07:15	71	18	0	0	2	1	2	94
07:30	103	20	1	0	0	2	0	126
07:45	114	25	1	0	2	0	2	144
08:00	138	22	2	0	4	2	4	172
08:15	104	25	2	0	2	2	9	144
08:30	117	18	1	0	1	0	6	143
08:45	123	18	1	1	1	0	11	155
09:00	87	21	0	1	0	0	6	115
09:15	79	21	3	0	0	0	2	105
09:30	74	16	1	2	0	0	2	95
09:45	91	20	1	0	3	0	0	115
<b>Rolling Hour</b>								
16:00	121	16	1	0	2	0	0	140
16:15	114	23	3	0	0	0	3	143
16:30	128	24	0	0	3	0	3	158
16:45	126	16	0	0	1	5	3	151
17:00	147	21	0	1	1	1	1	172
17:15	124	24	0	0	1	1	2	152
17:30	156	25	0	0	0	0	3	184
17:45	139	16	0	0	1	0	4	160
18:00	109	9	0	0	1	0	1	120
18:15	83	4	0	0	0	0	3	90
18:30	83	7	0	0	2	0	3	95
18:45	91	12	0	0	2	1	1	107
<b>Start Time</b>								
07:00	333	78	2	0	4	3	5	425
07:15	426	85	4	0	8	5	8	536
07:30	459	92	6	0	8	6	15	586
07:45	473	90	6	0	9	4	21	603
08:00	482	83	6	1	8	4	30	614
08:15	431	82	4	2	4	2	32	557
08:30	406	78	5	2	2	0	25	518
08:45	363	76	5	4	1	0	21	470
09:00	331	78	5	3	3	0	10	430
<b>Rolling Hour</b>								
16:00	489	79	4	0	6	5	9	592
16:15	515	84	3	1	5	6	10	624
16:30	525	85	0	1	6	7	9	633
16:45	553	86	0	1	3	7	9	659
17:00	566	86	0	1	3	2	10	668
17:15	528	74	0	0	3	1	10	616
17:30	487	54	0	0	2	0	11	554
17:45	414	36	0	0	4	0	11	465
18:00	366	32	0	0	5	1	8	412

# Intelligent Data Collection Limited



Client: Mott McDonald  
 Project Number: ID06180  
 Junction Number: Site 7

Date of Survey: 07.12.2021  
 Junction Name: Cambridge Road / Chapel Street / Green Side  
 Junction Type: T-Junction

Arm A: Green Side (N)  
 Arm B: Chapel Street (E)  
 Arm C: Cambridge Road (W)

Time	A1 to A								A1 to C								A1 to B							
	Cars	LGV	OGV1	OGV2	Buses	M/C	Cycle	Total	Cars	LGV	OGV1	OGV2	Buses	M/C	Cycle	Total	Cars	LGV	OGV1	OGV2	Buses	M/C	Cycle	Total
07:00	0	0	0	0	0	0	0	0	11	3	0	0	0	0	0	14	5	1	0	0	0	0	0	6
07:15	0	0	0	0	0	0	0	0	24	3	0	0	1	0	0	28	1	2	0	0	1	0	0	4
07:30	0	0	0	0	0	0	0	0	27	7	0	0	0	0	0	34	6	0	0	0	0	0	0	6
07:45	0	0	0	0	0	0	0	0	24	5	0	0	1	0	0	30	3	2	0	0	0	0	0	5
08:00	0	0	0	0	0	0	0	0	26	3	0	0	1	1	0	31	1	0	0	0	0	0	0	1
08:15	0	0	0	0	0	0	0	0	13	6	0	0	2	1	2	24	7	3	0	0	0	0	0	10
08:30	0	0	0	0	0	0	0	0	26	2	0	0	0	0	0	28	1	0	0	0	0	0	0	1
08:45	0	0	0	0	0	0	0	0	28	1	0	1	1	0	5	36	5	1	0	0	0	0	0	6
09:00	0	0	0	0	0	0	0	0	15	2	0	0	0	0	1	18	3	1	0	0	0	0	0	4
09:15	0	0	0	0	0	0	0	0	21	5	0	0	0	0	1	27	2	0	1	0	0	0	0	3
09:30	0	0	0	0	0	0	0	0	16	4	0	0	0	0	1	21	3	1	0	0	0	0	0	4
09:45	0	0	0	0	0	0	0	0	20	8	0	0	1	0	0	29	4	0	0	0	1	0	0	5
16:00	0	0	0	0	0	0	0	0	12	0	0	0	0	0	0	12	4	1	0	0	0	0	0	5
16:15	0	0	0	0	0	0	0	0	10	2	0	0	0	0	0	12	6	0	1	0	0	0	0	7
16:30	0	0	0	0	0	0	0	0	34	7	0	0	0	0	0	41	3	1	0	0	0	0	0	4
16:45	0	0	0	0	0	0	0	0	22	3	0	0	0	1	0	26	9	0	0	0	0	0	0	9
17:00	0	0	0	0	0	0	0	0	30	2	0	0	1	0	0	33	4	1	0	0	0	1	0	6
17:15	0	0	0	0	0	0	0	0	19	6	0	0	0	0	1	26	5	0	0	0	0	0	0	5
17:30	0	0	0	0	0	0	0	0	31	8	0	0	0	0	0	39	8	2	0	0	0	0	0	10
17:45	0	0	0	0	0	0	0	0	15	2	0	0	1	0	1	19	8	1	0	0	0	0	0	9
18:00	0	0	0	0	0	0	0	0	20	5	0	0	0	0	0	25	7	1	0	0	0	0	0	8
18:15	0	0	0	0	0	0	0	0	7	1	0	0	0	0	2	10	3	0	0	0	0	0	0	3
18:30	0	0	0	0	0	0	0	0	13	1	0	0	0	0	1	15	5	1	0	0	0	0	0	6
18:45	0	0	0	0	0	0	0	0	14	1	0	0	1	0	0	16	2	1	0	0	0	0	0	3
Start Time	Rolling Hour								Rolling Hour								Rolling Hour							
	Cars	LGV	OGV1	OGV2	Buses	M/C	Cycle	Total	Cars	LGV	OGV1	OGV2	Buses	M/C	Cycle	Total	Cars	LGV	OGV1	OGV2	Buses	M/C	Cycle	Total
07:00	0	0	0	0	0	0	0	0	86	18	0	0	2	0	0	106	15	5	0	0	1	0	0	21
07:15	0	0	0	0	0	0	0	0	101	18	0	0	3	1	0	123	11	4	0	0	1	0	0	16
07:30	0	0	0	0	0	0	0	0	90	21	0	0	4	2	2	119	17	5	0	0	0	0	0	22
07:45	0	0	0	0	0	0	0	0	89	16	0	0	4	2	2	113	12	5	0	0	0	0	0	17
08:00	0	0	0	0	0	0	0	0	93	12	0	1	4	2	7	119	14	4	0	0	0	0	0	18
08:15	0	0	0	0	0	0	0	0	82	11	0	1	3	1	8	106	16	5	0	0	0	0	0	21
08:30	0	0	0	0	0	0	0	0	90	10	0	1	1	0	7	109	11	2	1	0	0	0	0	14
08:45	0	0	0	0	0	0	0	0	80	12	0	1	1	0	8	102	13	3	1	0	0	0	0	17
09:00	0	0	0	0	0	0	0	0	72	19	0	0	1	0	3	95	12	2	1	0	1	0	0	16
16:00	0	0	0	0	0	0	0	0	78	12	0	0	0	1	0	91	22	2	1	0	0	0	0	25
16:15	0	0	0	0	0	0	0	0	96	14	0	0	1	1	0	112	22	2	1	0	0	1	0	26
16:30	0	0	0	0	0	0	0	0	105	18	0	0	1	1	1	126	21	2	0	0	0	1	0	24
16:45	0	0	0	0	0	0	0	0	102	19	0	0	1	1	1	124	26	3	0	0	0	1	0	30
17:00	0	0	0	0	0	0	0	0	95	18	0	0	2	0	2	117	25	4	0	0	0	1	0	30
17:15	0	0	0	0	0	0	0	0	85	21	0	0	1	0	2	109	28	4	0	0	0	0	0	32
17:30	0	0	0	0	0	0	0	0	73	16	0	0	1	0	3	93	26	4	0	0	0	0	0	30
17:45	0	0	0	0	0	0	0	0	55	9	0	0	1	0	4	69	23	3	0	0	0	0	0	26
18:00	0	0	0	0	0	0	0	0	54	8	0	0	1	0	3	66	17	3	0	0	0	0	0	20

# Intelligent Data Collection Limited



Client: Mott McDonald  
 Project Number: ID06180  
 Junction Number: Site 7

Date of Survey: 07.12.2021  
 Junction Name: Cambridge Road / Chapel Street / Green Side  
 Junction Type: T-Junction

Arm A: Green Side (N)  
 Arm B: Chapel Street (E)

Arm C: Cambridge Road (W)

Time	B1 to B								B1 to A								B1 to C							
	Cars	LGV	OGV1	OGV2	Buses	M/C	Cycle	Total	Cars	LGV	OGV1	OGV2	Buses	M/C	Cycle	Total	Cars	LGV	OGV1	OGV2	Buses	M/C	Cycle	Total
07:00	0	0	0	0	0	0	0	0	3	1	0	0	0	0	0	4	11	4	0	0	0	0	0	15
07:15	0	0	0	0	0	0	0	0	6	2	0	0	0	0	0	8	19	4	0	0	0	0	1	24
07:30	0	0	0	0	0	0	0	0	8	3	1	0	0	1	0	13	24	1	0	0	0	0	0	25
07:45	0	0	0	0	0	0	0	0	16	4	0	0	0	0	0	20	27	6	0	0	0	0	2	35
08:00	0	0	0	0	0	0	0	0	23	4	0	0	0	1	1	29	24	3	0	0	1	0	3	31
08:15	0	0	0	0	0	0	0	0	14	0	0	0	0	0	1	15	23	5	0	0	0	0	4	32
08:30	0	0	0	0	0	0	0	0	21	5	1	0	0	0	0	27	27	4	0	0	0	0	1	32
08:45	0	0	0	0	0	0	0	0	19	3	0	0	0	0	0	22	24	5	0	0	0	0	4	33
09:00	0	0	0	0	0	0	0	0	16	4	0	0	0	0	0	20	17	3	0	0	0	0	4	24
09:15	0	0	0	0	0	0	0	0	10	5	0	0	0	0	1	16	19	2	2	0	0	0	0	23
09:30	0	0	0	0	0	0	0	0	15	1	0	0	0	0	0	16	15	2	0	1	0	0	0	18
09:45	0	0	0	0	0	0	0	0	22	5	1	0	0	0	0	28	12	2	0	0	0	0	0	14
16:00	0	0	0	0	0	0	0	0	41	5	0	0	0	0	0	46	22	3	0	0	1	0	0	26
16:15	0	0	0	0	0	0	0	0	42	12	1	0	0	0	0	55	13	3	0	0	0	0	0	16
16:30	0	0	0	0	0	0	0	0	35	5	0	0	0	0	0	40	16	4	0	0	1	0	2	23
16:45	0	0	0	0	0	0	0	0	38	6	0	0	0	4	0	48	15	2	0	0	0	0	0	17
17:00	0	0	0	0	0	0	0	0	32	8	0	0	0	0	0	40	23	2	0	1	0	0	0	26
17:15	0	0	0	0	0	0	0	0	41	6	0	0	0	0	0	47	16	5	0	0	0	0	1	22
17:30	0	0	0	0	0	0	0	0	35	4	0	0	0	0	0	39	18	1	0	0	0	0	0	19
17:45	0	0	0	0	0	0	0	0	39	4	0	0	0	0	0	43	18	0	0	0	0	0	1	19
18:00	0	0	0	0	0	0	0	0	34	0	0	0	0	0	0	34	10	0	0	0	0	0	0	10
18:15	0	0	0	0	0	0	0	0	23	2	0	0	0	0	0	25	14	1	0	0	0	0	0	15
18:30	0	0	0	0	0	0	0	0	26	3	0	0	1	0	0	30	10	1	0	0	0	0	1	12
18:45	0	0	0	0	0	0	0	0	10	3	0	0	0	0	1	14	22	5	0	0	0	0	0	27
Start Time	Rolling Hour								Rolling Hour								Rolling Hour							
	Cars	LGV	OGV1	OGV2	Buses	M/C	Cycle	Total	Cars	LGV	OGV1	OGV2	Buses	M/C	Cycle	Total	Cars	LGV	OGV1	OGV2	Buses	M/C	Cycle	Total
07:00	0	0	0	0	0	0	0	0	33	10	1	0	0	1	0	45	81	15	0	0	0	0	3	99
07:15	0	0	0	0	0	0	0	0	53	13	1	0	0	2	1	70	94	14	0	0	1	0	6	115
07:30	0	0	0	0	0	0	0	0	61	11	1	0	0	2	2	77	98	15	0	0	1	0	9	123
07:45	0	0	0	0	0	0	0	0	74	13	1	0	0	1	2	91	101	18	0	0	1	0	10	130
08:00	0	0	0	0	0	0	0	0	77	12	1	0	0	1	2	93	98	17	0	0	1	0	12	128
08:15	0	0	0	0	0	0	0	0	70	12	1	0	0	0	1	84	91	17	0	0	0	0	13	121
08:30	0	0	0	0	0	0	0	0	66	17	1	0	0	0	1	85	87	14	2	0	0	0	9	112
08:45	0	0	0	0	0	0	0	0	60	13	0	0	0	0	1	74	75	12	2	1	0	0	8	98
09:00	0	0	0	0	0	0	0	0	63	15	1	0	0	0	1	80	63	9	2	1	0	0	4	79
16:00	0	0	0	0	0	0	0	0	156	28	1	0	0	4	0	189	66	12	0	0	2	0	2	82
16:15	0	0	0	0	0	0	0	0	147	31	1	0	0	4	0	183	67	11	0	1	1	0	2	82
16:30	0	0	0	0	0	0	0	0	146	25	0	0	0	4	0	175	70	13	0	1	1	0	3	88
16:45	0	0	0	0	0	0	0	0	146	24	0	0	0	4	0	174	72	10	0	1	0	0	1	84
17:00	0	0	0	0	0	0	0	0	147	22	0	0	0	0	0	169	75	8	0	1	0	0	2	86
17:15	0	0	0	0	0	0	0	0	149	14	0	0	0	0	0	163	62	6	0	0	0	0	2	70
17:30	0	0	0	0	0	0	0	0	131	10	0	0	0	0	0	141	60	2	0	0	0	0	1	63
17:45	0	0	0	0	0	0	0	0	122	9	0	0	1	0	0	132	52	2	0	0	0	0	2	56
18:00	0	0	0	0	0	0	0	0	93	8	0	0	1	0	1	103	56	7	0	0	0	0	1	64



# Intelligent Data Collection Limited



Client: Mott McDonald  
 Project Number: ID06180  
 Junction Number: Site 7

Date of Survey: 07.12.2021  
 Junction Name: Cambridge Road / Chapel Street / Green Side  
 Junction Type: T-Junction

Arm A: Green Side (N)  
 Arm B: Chapel Street (E)

Arm C: Cambridge Road (W)

Time	C1 to C								C1 to B								C1 to A							
	Cars	LGV	OGV1	OGV2	Buses	M/C	Cycle	Total	Cars	LGV	OGV1	OGV2	Buses	M/C	Cycle	Total	Cars	LGV	OGV1	OGV2	Buses	M/C	Cycle	Total
07:00	0	0	0	0	0	0	0	9	4	0	0	0	0	0	1	14	6	2	0	0	0	0	0	8
07:15	0	0	0	0	0	0	0	12	3	0	0	0	0	0	1	16	9	4	0	0	0	1	0	14
07:30	0	0	0	0	0	0	0	13	5	0	0	0	0	0	0	18	25	4	0	0	0	1	0	30
07:45	0	0	0	0	0	0	0	15	6	0	0	0	0	0	0	21	29	2	1	0	1	0	0	33
08:00	0	0	0	0	0	0	0	14	2	2	0	2	0	0	0	20	50	10	0	0	0	0	0	60
08:15	0	0	0	0	0	0	0	25	4	0	0	0	0	2	31	22	7	2	0	0	1	0	0	32
08:30	0	0	0	0	0	0	0	25	6	0	0	0	0	1	32	17	1	0	0	1	0	0	4	23
08:45	0	0	0	0	0	0	0	11	2	0	0	0	0	1	14	36	6	1	0	0	0	1	1	44
09:00	0	0	0	0	0	0	0	16	6	0	0	0	0	0	22	20	5	0	1	0	0	0	1	27
09:15	0	0	0	0	0	0	0	14	6	0	0	0	0	0	20	13	3	0	0	0	0	0	0	16
09:30	0	0	0	0	0	0	0	16	5	1	0	0	0	1	23	9	3	0	1	0	0	0	0	13
09:45	0	0	0	0	0	0	0	19	1	0	0	0	0	0	20	14	4	0	0	1	0	0	0	19
16:00	0	0	0	0	0	0	0	19	4	0	0	0	0	0	23	23	3	1	0	1	0	0	0	28
16:15	0	0	0	0	0	0	0	23	3	1	0	0	0	1	28	20	3	0	0	0	0	2	2	25
16:30	0	0	0	0	0	0	0	24	4	0	0	1	0	0	29	16	3	0	0	1	0	0	1	21
16:45	0	0	0	0	0	0	0	23	3	0	0	0	0	2	28	19	2	0	0	1	0	1	1	23
17:00	0	0	0	0	0	0	0	27	3	0	0	0	0	1	31	31	5	0	0	0	0	0	0	36
17:15	0	0	0	0	0	0	0	15	4	0	0	0	0	0	19	28	3	0	0	1	1	0	0	33
17:30	0	0	0	0	0	0	0	39	3	0	0	0	0	2	44	25	7	0	0	0	0	0	1	33
17:45	0	0	0	0	0	0	0	30	1	0	0	0	0	1	32	29	8	0	0	0	0	0	1	38
18:00	0	0	0	0	0	0	0	20	1	0	0	0	0	1	22	18	2	0	0	1	0	0	0	21
18:15	0	0	0	0	0	0	0	16	0	0	0	0	0	1	17	20	0	0	0	0	0	0	0	20
18:30	0	0	0	0	0	0	0	14	1	0	0	0	0	1	16	15	0	0	0	1	0	0	0	16
18:45	0	0	0	0	0	0	0	20	1	0	0	0	1	0	22	23	1	0	0	1	0	0	0	25
Start Time	Rolling Hour								Rolling Hour								Rolling Hour							
	Cars	LGV	OGV1	OGV2	Buses	M/C	Cycle	Total	Cars	LGV	OGV1	OGV2	Buses	M/C	Cycle	Total	Cars	LGV	OGV1	OGV2	Buses	M/C	Cycle	Total
07:00	0	0	0	0	0	0	0	0	49	18	0	0	0	0	2	69	69	12	1	0	1	2	0	85
07:15	0	0	0	0	0	0	0	0	54	16	2	0	2	0	1	75	113	20	1	0	1	2	0	137
07:30	0	0	0	0	0	0	0	0	67	17	2	0	2	0	2	90	126	23	3	0	1	2	0	155
07:45	0	0	0	0	0	0	0	0	79	18	2	0	2	0	3	104	118	20	3	0	2	1	4	148
08:00	0	0	0	0	0	0	0	0	75	14	2	0	2	0	4	97	125	24	3	0	1	1	5	159
08:15	0	0	0	0	0	0	0	0	77	18	0	0	0	0	4	99	95	19	3	1	1	1	6	126
08:30	0	0	0	0	0	0	0	0	66	20	0	0	0	0	2	88	86	15	1	1	1	0	6	110
08:45	0	0	0	0	0	0	0	0	57	19	1	0	0	0	2	79	78	17	1	2	0	0	2	100
09:00	0	0	0	0	0	0	0	0	65	18	1	0	0	0	1	85	56	15	0	2	1	0	1	75
16:00	0	0	0	0	0	0	0	0	89	14	1	0	1	0	3	108	78	11	1	0	3	0	4	97
16:15	0	0	0	0	0	0	0	0	97	13	1	0	1	0	4	116	86	13	0	0	2	0	4	105
16:30	0	0	0	0	0	0	0	0	89	14	0	0	1	0	3	107	94	13	0	0	3	1	2	113
16:45	0	0	0	0	0	0	0	0	104	13	0	0	0	0	5	122	103	17	0	0	2	1	2	125
17:00	0	0	0	0	0	0	0	0	111	11	0	0	0	0	4	126	113	23	0	0	1	1	2	140
17:15	0	0	0	0	0	0	0	0	104	9	0	0	0	0	4	117	100	20	0	0	2	1	2	125
17:30	0	0	0	0	0	0	0	0	105	5	0	0	0	0	5	115	92	17	0	0	1	0	2	112
17:45	0	0	0	0	0	0	0	0	80	3	0	0	0	0	4	87	82	10	0	0	2	0	1	95
18:00	0	0	0	0	0	0	0	0	70	3	0	0	0	1	3	77	76	3	0	0	3	0	0	82

# Intelligent Data Collection Limited



Client: Mott McDonald  
 Project Number: ID06180  
 Junction Number: Site 7

Date of Survey: 07.12.2021  
 Junction Name: Cambridge Road / Chapel Street / Green Side  
 Junction Type: T-Junction

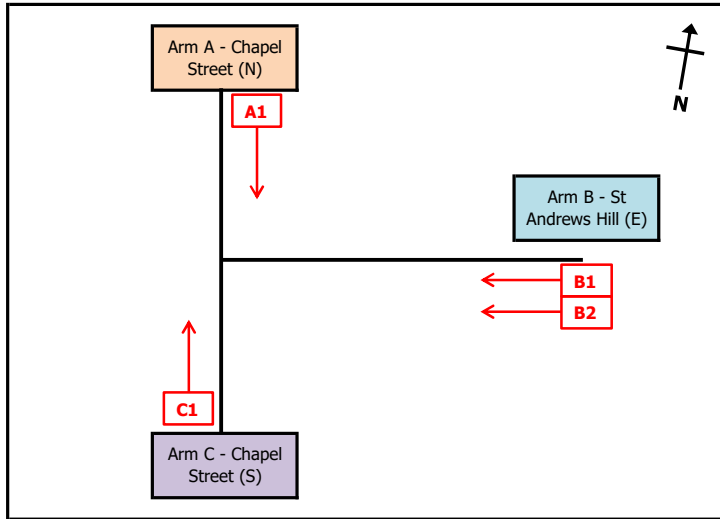
Arm A: Green Side (N)  
 Arm B: Chapel Street (E)  
 Arm C: Cambridge Road (W)

PCU Summary									
Time	A1 to A	A1 to C	A1 to B	B1 to B	B1 to A	B1 to C	C1 to C	C1 to B	C1 to A
07:00	0	14	6	0	4	15	0	13	8
07:15	0	29	5	0	8	23	0	15	13
07:30	0	34	6	0	13	25	0	18	29
07:45	0	31	5	0	20	33	0	21	35
08:00	0	31	1	0	28	30	0	23	60
08:15	0	24	10	0	14	29	0	29	32
08:30	0	28	1	0	28	31	0	31	21
08:45	0	34	6	0	22	30	0	13	44
09:00	0	17	4	0	20	21	0	22	28
09:15	0	26	4	0	15	24	0	20	16
09:30	0	20	4	0	16	19	0	23	14
09:45	0	30	6	0	29	14	0	20	20
16:00	0	12	5	0	46	27	0	23	30
16:15	0	12	8	0	56	16	0	28	23
16:30	0	41	4	0	40	22	0	30	21
16:45	0	25	9	0	46	17	0	26	23
17:00	0	34	5	0	40	27	0	30	36
17:15	0	25	5	0	47	21	0	19	33
17:30	0	39	10	0	39	19	0	42	32
17:45	0	19	9	0	43	18	0	31	37
18:00	0	25	8	0	34	10	0	21	22
18:15	0	8	3	0	25	15	0	16	20
18:30	0	14	6	0	31	11	0	15	17
18:45	0	17	3	0	13	27	0	21	26
Start Time	Rolling Hour								
07:00	0	108	22	0	45	97	0	67	85
07:15	0	125	17	0	69	111	0	77	137
07:30	0	120	22	0	75	117	0	91	156
07:45	0	114	17	0	89	123	0	105	148
08:00	0	118	18	0	91	119	0	97	157
08:15	0	103	21	0	84	111	0	96	124
08:30	0	106	15	0	85	106	0	86	108
08:45	0	98	18	0	73	94	0	78	102
09:00	0	94	18	0	80	78	0	85	78
16:00	0	90	26	0	187	82	0	107	97
16:15	0	112	26	0	181	83	0	114	104
16:30	0	126	23	0	173	88	0	106	114
16:45	0	124	29	0	172	85	0	118	125
17:00	0	117	29	0	169	86	0	123	139
17:15	0	108	32	0	163	68	0	114	125
17:30	0	92	30	0	141	62	0	111	111
17:45	0	67	26	0	133	54	0	84	96
18:00	0	65	20	0	103	63	0	74	85

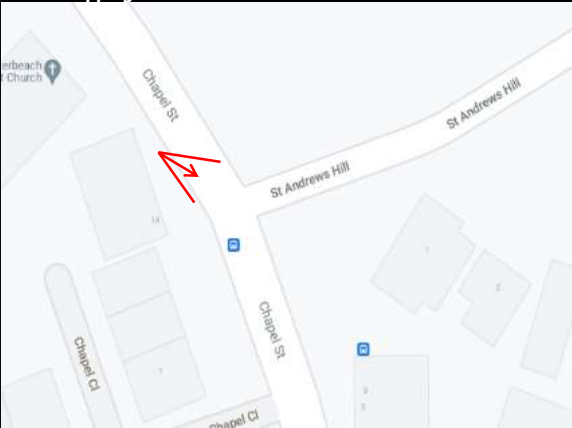
**Client:** Mott McDonald      **Date of Survey:** 07.12.2021  
**Project Number:** ID06180      **Junction Name:** Chapel Street / St Andrews Hill  
**Junction Number:** Site 8      **Junction Type:** T-Junction

X Coordinate	Y Coordinate	Google Maps Link
52.265095	0.191730	<a href="#">Click Here</a>
AM Peak Conditions	PM Peak Conditions	
Clear	Showers	

### Junction Layout

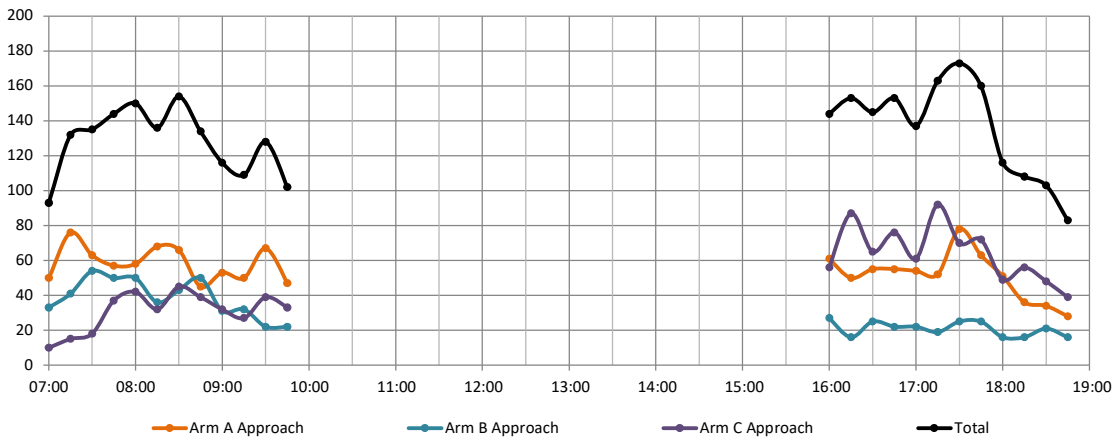


### Aerial Mapping and On-site Camera View



### Junction Flow Profile

Arm Approach Flows (All Vehicles)



**Additional Notes (Factors which may impact on survey results such as accidents, roadworks, special events):**

# Intelligent Data Collection Limited



Client: Mott McDonald  
 Project Number: ID06180  
 Junction Number: Site 8

Date of Survey: 07.12.2021  
 Junction Name: Chapel Street / St Andrews Hill  
 Junction Type: T-Junction

Arm A: Chapel Street (N)  
 Arm B: St Andrews Hill (E)

Arm C: Chapel Street (S)

Time	A1 to A							Total	A1 to C							Total	A1 to B							Total
	Cars	LGV	OGV1	OGV2	Buses	M/C	Cycle		Cars	LGV	OGV1	OGV2	Buses	M/C	Cycle		Cars	LGV	OGV1	OGV2	Buses	M/C	Cycle	
07:00	0	0	0	0	0	0	0	0	35	8	0	0	0	0	0	43	6	1	0	0	0	0	0	7
07:15	0	0	0	0	0	0	0	0	52	12	0	0	1	0	2	67	9	0	0	0	0	0	0	9
07:30	0	0	0	0	0	0	0	0	46	5	0	0	0	1	0	52	6	5	0	0	0	0	0	11
07:45	0	0	0	0	0	0	0	0	41	7	0	0	0	0	2	50	3	4	0	0	0	0	0	7
08:00	0	0	0	0	0	0	0	0	37	7	1	0	0	0	0	45	11	0	0	0	2	0	0	13
08:15	0	0	0	0	0	0	0	0	43	10	0	0	0	0	2	55	11	2	0	0	0	0	0	13
08:30	0	0	0	0	0	0	0	0	41	7	1	0	0	0	2	51	9	6	0	0	0	0	0	15
08:45	0	0	0	0	0	0	0	0	27	5	0	0	0	0	1	33	10	1	0	0	0	0	1	12
09:00	0	0	0	0	0	0	0	0	27	7	0	0	0	0	1	35	13	4	1	0	0	0	0	18
09:15	0	0	0	0	0	0	0	0	30	3	0	0	0	0	1	34	10	4	1	1	0	0	0	16
09:30	0	0	0	0	0	0	0	0	45	5	1	0	0	1	0	52	9	6	0	0	0	0	0	15
09:45	0	0	0	0	0	0	0	0	30	2	0	0	1	0	2	35	10	2	0	0	0	0	0	12
16:00	0	0	0	0	0	0	0	0	30	4	0	0	0	0	7	41	16	4	0	0	0	0	0	20
16:15	0	0	0	0	0	0	0	0	31	3	0	0	0	0	3	37	11	1	1	0	0	0	0	13
16:30	0	0	0	0	0	0	0	0	26	5	0	0	1	1	1	34	18	3	0	0	0	0	0	21
16:45	0	0	0	0	0	0	0	0	28	2	0	0	0	1	0	31	20	3	0	0	0	0	1	24
17:00	0	0	0	0	0	0	0	0	27	1	0	0	0	1	1	30	22	2	0	0	0	0	0	24
17:15	0	0	0	0	0	0	0	0	26	3	0	0	0	0	2	31	19	2	0	0	0	0	0	21
17:30	0	0	0	0	0	0	0	0	32	5	0	0	0	0	3	40	36	0	0	0	0	1	1	38
17:45	0	0	0	0	0	0	0	0	31	2	0	0	0	1	1	35	28	0	0	0	0	0	0	28
18:00	0	0	0	0	0	0	0	0	27	2	0	0	0	0	3	32	17	2	0	0	0	0	0	19
18:15	0	0	0	0	0	0	0	0	16	2	0	0	0	0	0	18	17	0	0	0	0	1	0	18
18:30	0	0	0	0	0	0	0	0	13	1	0	0	0	1	2	17	16	0	0	0	0	0	1	17
18:45	0	0	0	0	0	0	0	0	8	1	0	0	0	0	0	9	17	1	0	0	0	1	0	19
Start Time	Rolling Hour							Total	Rolling Hour							Total	Rolling Hour							Total
07:00	0	0	0	0	0	0	0	0	174	32	0	0	1	1	4	212	24	10	0	0	0	0	0	34
07:15	0	0	0	0	0	0	0	0	176	31	1	0	1	1	4	214	29	9	0	0	2	0	0	40
07:30	0	0	0	0	0	0	0	0	167	29	1	0	0	1	4	202	31	11	0	0	2	0	0	44
07:45	0	0	0	0	0	0	0	0	162	31	2	0	0	0	6	201	34	12	0	0	2	0	0	48
08:00	0	0	0	0	0	0	0	0	148	29	2	0	0	0	5	184	41	9	0	0	2	0	1	53
08:15	0	0	0	0	0	0	0	0	138	29	1	0	0	0	6	174	43	13	1	0	0	0	1	58
08:30	0	0	0	0	0	0	0	0	125	22	1	0	0	0	5	153	42	15	2	1	0	0	1	61
08:45	0	0	0	0	0	0	0	0	129	20	1	0	0	1	3	154	42	15	2	1	0	0	1	61
09:00	0	0	0	0	0	0	0	0	132	17	1	0	1	1	4	156	42	16	2	1	0	0	0	61
16:00	0	0	0	0	0	0	0	0	115	14	0	0	1	2	11	143	65	11	1	0	0	0	1	78
16:15	0	0	0	0	0	0	0	0	112	11	0	0	1	3	5	132	71	9	1	0	0	0	1	82
16:30	0	0	0	0	0	0	0	0	107	11	0	0	1	3	4	126	79	10	0	0	0	0	1	90
16:45	0	0	0	0	0	0	0	0	113	11	0	0	0	2	6	132	97	7	0	0	0	1	2	107
17:00	0	0	0	0	0	0	0	0	116	11	0	0	0	2	7	136	105	4	0	0	0	1	1	111
17:15	0	0	0	0	0	0	0	0	116	12	0	0	0	1	9	138	100	4	0	0	0	1	1	106
17:30	0	0	0	0	0	0	0	0	106	11	0	0	0	1	7	125	98	2	0	0	0	2	1	103
17:45	0	0	0	0	0	0	0	0	87	7	0	0	0	2	6	102	78	2	0	0	0	1	1	82
18:00	0	0	0	0	0	0	0	0	64	6	0	0	0	1	5	76	67	3	0	0	0	2	1	73

# Intelligent Data Collection Limited



Client: Mott McDonald  
 Project Number: ID06180  
 Junction Number: Site 8

Date of Survey: 07.12.2021  
 Junction Name: Chapel Street / St Andrews Hill  
 Junction Type: T-Junction

Arm A: Chapel Street (N)  
 Arm B: St Andrews Hill (E)

Arm C: Chapel Street (S)

Time	B1 to B								B1 to A								B1 to C							
	Cars	LGV	OGV1	OGV2	Buses	M/C	Cycle	Total	Cars	LGV	OGV1	OGV2	Buses	M/C	Cycle	Total	Cars	LGV	OGV1	OGV2	Buses	M/C	Cycle	Total
07:00	0	0	0	0	0	0	0	0	10	4	0	0	0	0	0	14	0	0	0	0	0	0	0	0
07:15	0	0	0	0	0	0	0	0	16	1	1	0	0	0	1	19	0	0	0	0	0	0	0	0
07:30	0	0	0	0	0	0	0	0	16	3	0	0	0	0	0	19	0	0	0	0	0	0	0	0
07:45	0	0	0	0	0	0	0	0	22	5	0	0	0	0	1	28	0	0	0	0	0	0	0	0
08:00	0	0	0	0	0	0	0	0	26	2	0	0	1	0	2	31	0	0	0	0	0	0	0	0
08:15	0	0	0	0	0	0	0	0	13	1	0	0	0	0	2	16	0	0	0	0	0	0	0	0
08:30	0	0	0	0	0	0	0	0	18	2	0	0	0	0	0	20	0	0	0	0	0	0	0	0
08:45	0	0	0	0	0	0	0	0	27	2	0	0	0	0	3	32	0	0	0	0	0	0	0	0
09:00	0	0	0	0	0	0	0	0	11	3	0	0	0	0	3	17	0	0	0	0	0	0	0	0
09:15	0	0	0	0	0	0	0	0	21	3	0	0	0	0	0	24	0	0	0	0	0	0	0	0
09:30	0	0	0	0	0	0	0	0	6	1	0	0	0	0	0	7	0	0	0	0	0	0	0	0
09:45	0	0	0	0	0	0	0	0	9	1	0	0	0	0	0	10	0	0	0	0	0	0	0	0
16:00	0	0	0	0	0	0	0	0	19	2	0	0	1	0	0	22	0	0	0	0	0	0	0	0
16:15	0	0	0	0	0	0	0	0	11	2	0	0	0	0	0	13	0	0	0	0	0	0	0	0
16:30	0	0	0	0	0	0	0	0	12	2	0	0	0	0	0	14	0	0	0	0	0	0	0	0
16:45	0	0	0	0	0	0	0	0	14	1	0	0	0	0	0	15	0	0	0	0	0	0	0	0
17:00	0	0	0	0	0	0	0	0	10	1	0	0	0	0	1	12	0	0	0	0	0	0	0	0
17:15	0	0	0	0	0	0	0	0	10	4	0	0	0	0	0	14	0	0	0	0	0	0	0	0
17:30	0	0	0	0	0	0	0	0	13	2	1	0	0	0	0	16	0	0	0	0	0	0	0	0
17:45	0	0	0	0	0	0	0	0	17	1	0	0	0	0	0	18	0	0	0	0	0	0	0	0
18:00	0	0	0	0	0	0	0	0	8	1	0	0	0	0	0	9	0	0	0	0	0	0	0	0
18:15	0	0	0	0	0	0	0	0	10	0	0	0	0	0	0	10	0	0	0	0	0	0	0	0
18:30	0	0	0	0	0	0	0	0	7	1	0	0	0	1	0	9	0	0	0	0	0	0	0	0
18:45	0	0	0	0	0	0	0	0	11	2	0	0	0	0	0	13	0	0	0	0	0	0	0	0
Start Time	Rolling Hour								Rolling Hour								Rolling Hour							
Total	Total								Total								Total							
07:00	0	0	0	0	0	0	0	0	64	13	1	0	0	0	2	80	0	0	0	0	0	0	0	0
07:15	0	0	0	0	0	0	0	0	80	11	1	0	0	1	4	97	0	0	0	0	0	0	0	0
07:30	0	0	0	0	0	0	0	0	77	11	0	0	1	0	5	94	0	0	0	0	0	0	0	0
07:45	0	0	0	0	0	0	0	0	79	10	0	0	1	0	5	95	0	0	0	0	0	0	0	0
08:00	0	0	0	0	0	0	0	0	84	7	0	0	1	0	7	99	0	0	0	0	0	0	0	0
08:15	0	0	0	0	0	0	0	0	69	8	0	0	0	0	8	85	0	0	0	0	0	0	0	0
08:30	0	0	0	0	0	0	0	0	77	10	0	0	0	0	6	93	0	0	0	0	0	0	0	0
08:45	0	0	0	0	0	0	0	0	65	9	0	0	0	0	6	80	0	0	0	0	0	0	0	0
09:00	0	0	0	0	0	0	0	0	47	8	0	0	0	0	3	58	0	0	0	0	0	0	0	0
16:00	0	0	0	0	0	0	0	0	56	7	0	0	1	0	0	64	0	0	0	0	0	0	0	0
16:15	0	0	0	0	0	0	0	0	47	6	0	0	0	0	1	54	0	0	0	0	0	0	0	0
16:30	0	0	0	0	0	0	0	0	46	8	0	0	0	0	1	55	0	0	0	0	0	0	0	0
16:45	0	0	0	0	0	0	0	0	47	8	1	0	0	0	1	57	0	0	0	0	0	0	0	0
17:00	0	0	0	0	0	0	0	0	50	8	1	0	0	0	1	60	0	0	0	0	0	0	0	0
17:15	0	0	0	0	0	0	0	0	48	8	1	0	0	0	0	57	0	0	0	0	0	0	0	0
17:30	0	0	0	0	0	0	0	0	48	4	1	0	0	0	0	53	0	0	0	0	0	0	0	0
17:45	0	0	0	0	0	0	0	0	42	3	0	0	0	1	0	46	0	0	0	0	0	0	0	0
18:00	0	0	0	0	0	0	0	0	36	4	0	0	0	1	0	41	0	0	0	0	0	0	0	0

# Intelligent Data Collection Limited



Client: Mott McDonald  
 Project Number: ID06180  
 Junction Number: Site 8

Date of Survey: 07.12.2021  
 Junction Name: Chapel Street / St Andrews Hill  
 Junction Type: T-Junction

Arm A: Chapel Street (N)  
 Arm B: St Andrews Hill (E)

Arm C: Chapel Street (S)

Time	B2 to B								B2 to A								B2 to C								
	Cars	LGV	OGV1	OGV2	Buses	M/C	Cycle	Total	Cars	LGV	OGV1	OGV2	Buses	M/C	Cycle	Total	Cars	LGV	OGV1	OGV2	Buses	M/C	Cycle	Total	
07:00	0	0	0	0	0	0	0	0	0	0	0	0	0	0	0	0	14	2	0	0	0	0	1	2	19
07:15	0	0	0	0	0	0	0	0	0	0	0	0	0	0	0	0	18	2	0	0	0	0	2	2	22
07:30	0	0	0	0	0	0	0	0	0	0	0	0	0	0	0	0	28	5	0	0	0	0	2	35	
07:45	0	0	0	0	0	0	0	0	0	0	0	0	0	0	0	0	14	4	0	0	0	0	4	22	
08:00	0	0	0	0	0	0	0	0	0	0	0	0	0	0	0	0	16	1	0	0	0	0	2	19	
08:15	0	0	0	0	0	0	0	0	0	0	0	0	0	0	0	0	14	2	0	0	0	1	3	20	
08:30	0	0	0	0	0	0	0	0	0	0	0	0	0	0	0	0	21	1	0	0	0	0	1	23	
08:45	0	0	0	0	0	0	0	0	0	0	0	0	0	0	0	0	13	1	0	0	0	0	4	18	
09:00	0	0	0	0	0	0	0	0	0	0	0	0	0	0	0	0	12	2	0	0	0	0	0	14	
09:15	0	0	0	0	0	0	0	0	0	0	0	0	0	0	0	0	8	0	0	0	0	0	0	8	
09:30	0	0	0	0	0	0	0	0	0	0	0	0	0	0	0	0	14	0	0	0	0	0	1	15	
09:45	0	0	0	0	0	0	0	0	0	0	0	0	0	0	0	0	10	1	0	0	0	0	1	12	
16:00	0	0	0	0	0	0	0	0	0	0	0	0	0	0	0	0	4	1	0	0	0	0	0	5	
16:15	0	0	0	0	0	0	0	0	0	0	0	0	0	0	0	0	3	0	0	0	0	0	0	3	
16:30	0	0	0	0	0	0	0	0	0	0	0	0	0	0	0	0	9	2	0	0	0	0	0	11	
16:45	0	0	0	0	0	0	0	0	0	0	0	0	0	0	0	0	7	0	0	0	0	0	0	7	
17:00	0	0	0	0	0	0	0	0	0	0	0	0	0	0	0	0	8	2	0	0	0	0	0	10	
17:15	0	0	0	0	0	0	0	0	0	0	0	0	0	0	0	0	5	0	0	0	0	0	0	5	
17:30	0	0	0	0	0	0	0	0	0	0	0	0	0	0	0	0	7	1	0	0	0	0	1	9	
17:45	0	0	0	0	0	0	0	0	0	0	0	0	0	0	0	0	6	0	0	0	0	0	1	7	
18:00	0	0	0	0	0	0	0	0	0	0	0	0	0	0	0	0	7	0	0	0	0	0	0	7	
18:15	0	0	0	0	0	0	0	0	0	0	0	0	0	0	0	0	5	0	0	0	0	0	1	6	
18:30	0	0	0	0	0	0	0	0	0	0	0	0	0	0	0	0	11	1	0	0	0	0	0	12	
18:45	0	0	0	0	0	0	0	0	0	0	0	0	0	0	0	0	3	0	0	0	0	0	0	3	
Start Time	Rolling Hour								Rolling Hour								Rolling Hour								
	Cars	LGV	OGV1	OGV2	Buses	M/C	Cycle	Total	Cars	LGV	OGV1	OGV2	Buses	M/C	Cycle	Total	Cars	LGV	OGV1	OGV2	Buses	M/C	Cycle	Total	
07:00	0	0	0	0	0	0	0	0	0	0	0	0	0	0	0	0	74	13	0	0	0	1	10	98	
07:15	0	0	0	0	0	0	0	0	0	0	0	0	0	0	0	0	76	12	0	0	0	0	10	98	
07:30	0	0	0	0	0	0	0	0	0	0	0	0	0	0	0	0	72	12	0	0	0	1	11	96	
07:45	0	0	0	0	0	0	0	0	0	0	0	0	0	0	0	0	65	8	0	0	0	1	10	84	
08:00	0	0	0	0	0	0	0	0	0	0	0	0	0	0	0	0	64	5	0	0	0	1	10	80	
08:15	0	0	0	0	0	0	0	0	0	0	0	0	0	0	0	0	60	6	0	0	0	1	8	75	
08:30	0	0	0	0	0	0	0	0	0	0	0	0	0	0	0	0	54	4	0	0	0	0	5	63	
08:45	0	0	0	0	0	0	0	0	0	0	0	0	0	0	0	0	47	3	0	0	0	0	5	55	
09:00	0	0	0	0	0	0	0	0	0	0	0	0	0	0	0	0	44	3	0	0	0	0	2	49	
16:00	0	0	0	0	0	0	0	0	0	0	0	0	0	0	0	0	23	3	0	0	0	0	0	26	
16:15	0	0	0	0	0	0	0	0	0	0	0	0	0	0	0	0	27	4	0	0	0	0	0	31	
16:30	0	0	0	0	0	0	0	0	0	0	0	0	0	0	0	0	29	4	0	0	0	0	0	33	
16:45	0	0	0	0	0	0	0	0	0	0	0	0	0	0	0	0	27	3	0	0	0	0	1	31	
17:00	0	0	0	0	0	0	0	0	0	0	0	0	0	0	0	0	26	3	0	0	0	0	2	31	
17:15	0	0	0	0	0	0	0	0	0	0	0	0	0	0	0	0	25	1	0	0	0	0	2	28	
17:30	0	0	0	0	0	0	0	0	0	0	0	0	0	0	0	0	25	1	0	0	0	0	3	29	
17:45	0	0	0	0	0	0	0	0	0	0	0	0	0	0	0	0	29	1	0	0	0	0	2	32	
18:00	0	0	0	0	0	0	0	0	0	0	0	0	0	0	0	0	26	1	0	0	0	0	1	28	

# Intelligent Data Collection Limited



Client: Mott McDonald  
 Project Number: ID06180  
 Junction Number: Site 8

Date of Survey: 07.12.2021  
 Junction Name: Chapel Street / St Andrews Hill  
 Junction Type: T-Junction

Arm A: Chapel Street (N)  
 Arm B: St Andrews Hill (E)

Arm C: Chapel Street (S)

Time	C1 to C								C1 to B								C1 to A							
	Cars	LGV	OGV1	OGV2	Buses	M/C	Cycle	Total	Cars	LGV	OGV1	OGV2	Buses	M/C	Cycle	Total	Cars	LGV	OGV1	OGV2	Buses	M/C	Cycle	Total
07:00	0	1	1	0	0	0	0	2	4	4	0	0	0	0	0	8	4	4	0	0	0	0	0	8
07:15	0	3	0	0	0	0	0	3	9	1	0	0	0	0	1	4	9	1	0	0	0	0	0	11
07:30	0	1	0	0	0	0	0	1	12	4	0	0	0	0	1	17	12	4	0	0	0	1	0	17
07:45	0	7	0	0	0	0	0	7	20	5	0	0	0	0	1	26	20	5	0	0	0	0	4	29
08:00	0	4	2	0	0	0	0	6	27	4	0	0	0	0	2	31	27	4	0	0	0	1	2	34
08:15	0	6	1	0	0	0	0	7	18	4	1	0	0	0	5	23	18	4	1	0	0	0	2	25
08:30	0	6	0	0	0	0	0	6	28	6	0	0	0	0	3	34	28	6	0	0	0	0	2	36
08:45	0	4	0	0	0	0	0	4	20	7	0	0	0	0	4	27	20	7	0	0	0	2	6	35
09:00	0	4	1	0	0	0	0	5	23	3	0	0	0	0	5	28	23	3	0	0	0	0	1	27
09:15	0	7	0	0	0	0	0	7	15	2	2	0	0	0	7	22	15	2	2	0	0	0	1	20
09:30	0	6	3	0	0	0	0	9	26	4	0	0	0	0	9	30	26	4	0	0	0	0	0	30
09:45	0	5	1	0	0	0	0	6	20	6	1	0	0	0	7	26	20	6	1	0	0	0	0	27
16:00	0	6	1	0	0	0	0	7	41	6	0	0	0	0	1	48	41	6	0	0	0	0	1	48
16:15	0	17	2	0	0	0	0	19	50	17	1	0	0	0	0	68	50	17	1	0	0	0	0	68
16:30	0	17	3	0	0	0	0	20	36	5	0	0	0	0	2	41	36	5	0	0	1	0	1	43
16:45	0	20	0	0	0	0	0	20	44	7	0	0	0	0	0	51	44	7	0	0	0	4	1	56
17:00	0	11	1	0	0	0	0	12	40	8	0	1	0	0	0	49	40	8	0	1	0	0	0	49
17:15	0	31	2	0	0	0	0	33	52	4	0	0	0	0	3	56	52	4	0	0	0	0	0	56
17:30	0	16	2	0	0	0	0	18	45	3	0	0	0	1	2	48	45	3	0	0	0	0	1	49
17:45	0	19	0	0	0	0	0	19	47	5	0	0	0	0	0	52	47	5	0	0	0	1	0	53
18:00	0	10	1	0	0	0	0	11	34	2	0	0	0	0	1	37	34	2	0	0	0	0	1	37
18:15	0	18	1	0	0	0	0	19	30	4	0	0	0	1	2	34	30	4	0	0	0	0	0	34
18:30	0	12	0	0	0	0	0	12	31	3	0	0	0	0	0	34	31	3	0	0	1	0	1	36
18:45	0	9	1	0	0	0	0	10	22	5	0	0	0	0	1	27	22	5	0	0	0	0	1	28
Start Time	Rolling Hour								Rolling Hour								Rolling Hour							
	Cars	LGV	OGV1	OGV2	Buses	M/C	Cycle	Total	Cars	LGV	OGV1	OGV2	Buses	M/C	Cycle	Total	Cars	LGV	OGV1	OGV2	Buses	M/C	Cycle	Total
07:00	0	0	0	0	0	0	0	0	12	1	0	0	0	0	2	15	45	14	0	0	0	1	5	65
07:15	0	0	0	0	0	0	0	0	15	2	0	0	0	0	4	21	68	14	0	0	0	2	7	91
07:30	0	0	0	0	0	0	0	0	18	3	0	0	0	0	3	24	77	17	1	0	0	2	8	105
07:45	0	0	0	0	0	0	0	0	23	3	0	0	0	0	6	32	93	19	1	0	0	1	10	124
08:00	0	0	0	0	0	0	0	0	20	3	0	0	0	0	5	28	93	21	1	0	0	3	12	130
08:15	0	0	0	0	0	0	0	0	20	2	0	0	0	0	3	25	89	20	1	0	0	2	11	123
08:30	0	0	0	0	0	0	0	0	21	1	0	0	0	0	3	25	86	18	2	0	0	2	10	118
08:45	0	0	0	0	0	0	0	0	21	4	0	0	0	0	0	25	84	16	2	0	0	2	8	112
09:00	0	0	0	0	0	0	0	0	22	5	0	0	0	0	0	27	84	15	3	0	0	0	2	104
16:00	0	0	0	0	0	0	0	0	60	6	0	0	0	0	3	69	171	35	1	0	1	4	3	215
16:15	0	0	0	0	0	0	0	0	65	6	0	0	0	0	2	73	170	37	1	1	1	4	2	216
16:30	0	0	0	0	0	0	0	0	79	6	0	0	0	0	5	90	172	24	0	1	1	4	2	204
16:45	0	0	0	0	0	0	0	0	78	5	0	0	0	1	5	89	181	22	0	1	0	4	2	210
17:00	0	0	0	0	0	0	0	0	77	5	0	0	0	1	5	88	184	20	0	1	0	1	1	207
17:15	0	0	0	0	0	0	0	0	76	5	0	0	0	1	6	88	178	14	0	0	0	1	2	195
17:30	0	0	0	0	0	0	0	0	63	4	0	0	0	2	5	74	156	14	0	0	0	1	2	173
17:45	0	0	0	0	0	0	0	0	59	2	0	0	0	1	3	65	142	14	0	0	1	1	2	160
18:00	0	0	0	0	0	0	0	0	49	3	0	0	0	1	4	57	117	14	0	0	1	0	3	135

# Intelligent Data Collection Limited



**Client:** Mott McDonald      **Date of Survey:** 07.12.2021  
**Project Number:** ID06180      **Junction Name:** Chapel Street / St Andrews Hill  
**Junction Number:** Site 8      **Junction Type:** T-Junction

Time	Arm A Approach								Arm A Exit									
	Cars	LGV	OGV1	OGV2	Buses	M/C	Cycle	Total	Cars	LGV	OGV1	OGV2	Buses	M/C	Cycle	Total		
07:00	41	9	0	0	0	0	0	50	14	8	0	0	0	0	0	22		
07:15	61	12	0	0	1	0	2	76	25	2	1	0	0	0	2	30		
07:30	52	10	0	0	0	1	0	63	28	7	0	0	0	1	0	36		
07:45	44	11	0	0	0	0	2	57	42	10	0	0	0	0	5	57		
08:00	48	7	1	0	2	0	0	58	53	6	0	0	1	1	4	65		
08:15	54	12	0	0	0	0	2	68	31	5	1	0	0	0	4	41		
08:30	50	13	1	0	0	0	2	66	46	8	0	0	0	0	2	56		
08:45	37	6	0	0	0	0	2	45	47	9	0	0	0	2	9	67		
09:00	40	11	1	0	0	0	1	53	34	6	0	0	0	0	4	44		
09:15	40	7	1	1	0	0	1	50	36	5	2	0	0	0	1	44		
09:30	54	11	1	0	0	1	0	67	32	5	0	0	0	0	0	37		
09:45	40	4	0	0	1	0	2	47	29	7	1	0	0	0	0	37		
16:00	46	8	0	0	0	0	7	61	60	8	0	0	1	0	1	70		
16:15	42	4	1	0	0	0	3	50	61	19	1	0	0	0	0	81		
16:30	44	8	0	0	1	1	1	55	48	7	0	0	1	0	1	57		
16:45	48	5	0	0	0	1	1	55	58	8	0	0	0	4	1	71		
17:00	49	3	0	0	0	1	1	54	50	9	0	1	0	0	1	61		
17:15	45	5	0	0	0	0	2	52	62	8	0	0	0	0	0	70		
17:30	68	5	0	0	0	1	4	78	58	5	1	0	0	0	1	65		
17:45	59	2	0	0	0	1	1	63	64	6	0	0	0	1	0	71		
18:00	44	4	0	0	0	0	3	51	42	3	0	0	0	0	1	46		
18:15	33	2	0	0	0	1	0	36	40	4	0	0	0	0	0	44		
18:30	29	1	0	0	0	1	3	34	38	4	0	0	1	1	1	45		
18:45	25	2	0	0	0	1	0	28	33	7	0	0	0	0	1	41		
Start Time	Rolling Hour								Total	Rolling Hour								Total
07:00	198	42	0	0	1	1	4	246	109	27	1	0	0	1	7	145		
07:15	205	40	1	0	3	1	4	254	148	25	1	0	1	2	11	188		
07:30	198	40	1	0	2	1	4	246	154	28	1	0	1	2	13	199		
07:45	196	43	2	0	2	0	6	249	172	29	1	0	1	1	15	219		
08:00	189	38	2	0	2	0	6	237	177	28	1	0	1	3	19	229		
08:15	181	42	2	0	0	0	7	232	158	28	1	0	0	2	19	208		
08:30	167	37	3	1	0	0	6	214	163	28	2	0	0	2	16	211		
08:45	171	35	3	1	0	1	4	215	149	25	2	0	0	2	14	192		
09:00	174	33	3	1	1	1	4	217	131	23	3	0	0	0	5	162		
16:00	180	25	1	0	1	2	12	221	227	42	1	0	2	4	3	279		
16:15	183	20	1	0	1	3	6	214	217	43	1	1	1	4	3	270		
16:30	186	21	0	0	1	3	5	216	218	32	0	1	1	4	3	259		
16:45	210	18	0	0	0	3	8	239	228	30	1	1	0	4	3	267		
17:00	221	15	0	0	0	3	8	247	234	28	1	1	0	1	2	267		
17:15	216	16	0	0	0	2	10	244	226	22	1	0	0	1	2	252		
17:30	204	13	0	0	0	3	8	228	204	18	1	0	0	1	2	226		
17:45	165	9	0	0	0	3	7	184	184	17	0	0	1	2	2	206		
18:00	131	9	0	0	0	3	6	149	153	18	0	0	1	1	3	176		



# Intelligent Data Collection Limited



**Client:** Mott McDonald      **Date of Survey:** 07.12.2021  
**Project Number:** ID06180      **Junction Name:** Chapel Street / St Andrews Hill  
**Junction Number:** Site 8      **Junction Type:** T-Junction

Time	Arm B Approach								Arm B Exit									
	Cars	LGV	OGV1	OGV2	Buses	M/C	Cycle	Total	Cars	LGV	OGV1	OGV2	Buses	M/C	Cycle	Total		
07:00	24	6	0	0	0	1	2	33	7	2	0	0	0	0	0	9		
07:15	34	3	1	0	0	0	3	41	12	0	0	0	0	0	1	13		
07:30	44	8	0	0	0	0	2	54	7	5	0	0	0	0	0	12		
07:45	36	9	0	0	0	0	5	50	10	4	0	0	0	0	1	15		
08:00	42	3	0	0	1	0	4	50	15	2	0	0	2	0	2	21		
08:15	27	3	0	0	0	1	5	36	17	3	0	0	0	0	0	20		
08:30	39	3	0	0	0	0	1	43	15	6	0	0	0	0	3	24		
08:45	40	3	0	0	0	0	7	50	14	1	0	0	0	0	1	16		
09:00	23	5	0	0	0	0	3	31	17	5	1	0	0	0	0	23		
09:15	29	3	0	0	0	0	0	32	17	4	1	1	0	0	0	23		
09:30	20	1	0	0	0	0	1	22	15	9	0	0	0	0	0	24		
09:45	19	2	0	0	0	0	1	22	15	3	0	0	0	0	0	18		
16:00	23	3	0	0	1	0	0	27	22	5	0	0	0	0	1	28		
16:15	14	2	0	0	0	0	0	16	28	3	1	0	0	0	0	32		
16:30	21	4	0	0	0	0	0	25	35	6	0	0	0	0	2	43		
16:45	21	1	0	0	0	0	0	22	40	3	0	0	0	0	1	44		
17:00	18	3	0	0	0	0	1	22	33	3	0	0	0	0	0	36		
17:15	15	4	0	0	0	0	0	19	50	4	0	0	0	0	3	57		
17:30	20	3	1	0	0	0	1	25	52	2	0	0	0	2	3	59		
17:45	23	1	0	0	0	0	1	25	47	0	0	0	0	0	0	47		
18:00	15	1	0	0	0	0	0	16	27	3	0	0	0	0	1	31		
18:15	15	0	0	0	0	0	1	16	35	1	0	0	0	2	2	40		
18:30	18	2	0	0	0	1	0	21	28	0	0	0	0	0	1	29		
18:45	14	2	0	0	0	0	0	16	26	2	0	0	0	1	1	30		
Start Time	Rolling Hour								Total	Rolling Hour								Total
07:00	138	26	1	0	0	1	12	178	36	11	0	0	0	0	2	49		
07:15	156	23	1	0	1	0	14	195	44	11	0	0	2	0	4	61		
07:30	149	23	0	0	1	1	16	190	49	14	0	0	2	0	3	68		
07:45	144	18	0	0	1	1	15	179	57	15	0	0	2	0	6	80		
08:00	148	12	0	0	1	1	17	179	61	12	0	0	2	0	6	81		
08:15	129	14	0	0	0	1	16	160	63	15	1	0	0	0	4	83		
08:30	131	14	0	0	0	0	11	156	63	16	2	1	0	0	4	86		
08:45	112	12	0	0	0	0	11	135	63	19	2	1	0	0	1	86		
09:00	91	11	0	0	0	0	5	107	64	21	2	1	0	0	0	88		
16:00	79	10	0	0	1	0	0	90	125	17	1	0	0	0	4	147		
16:15	74	10	0	0	0	0	1	85	136	15	1	0	0	0	3	155		
16:30	75	12	0	0	0	0	1	88	158	16	0	0	0	0	6	180		
16:45	74	11	1	0	0	0	2	88	175	12	0	0	0	2	7	196		
17:00	76	11	1	0	0	0	3	91	182	9	0	0	0	2	6	199		
17:15	73	9	1	0	0	0	2	85	176	9	0	0	0	2	7	194		
17:30	73	5	1	0	0	0	3	82	161	6	0	0	0	4	6	177		
17:45	71	4	0	0	0	1	2	78	137	4	0	0	0	2	4	147		
18:00	62	5	0	0	0	1	1	69	116	6	0	0	0	3	5	130		

# Intelligent Data Collection Limited



**Client:** Mott McDonald      **Date of Survey:** 07.12.2021  
**Project Number:** ID06180      **Junction Name:** Chapel Street / St Andrews Hill  
**Junction Number:** Site 8      **Junction Type:** T-Junction

Time	Arm C Approach								Arm C Exit									
	Cars	LGV	OGV1	OGV2	Buses	M/C	Cycle	Total	Cars	LGV	OGV1	OGV2	Buses	M/C	Cycle	Total		
07:00	5	5	0	0	0	0	0	10	49	10	0	0	0	1	2	62		
07:15	12	1	0	0	0	0	2	15	70	14	0	0	1	0	4	89		
07:30	13	4	0	0	0	1	0	18	74	10	0	0	0	1	2	87		
07:45	27	5	0	0	0	0	5	37	55	11	0	0	0	0	6	72		
08:00	31	6	0	0	0	1	4	42	53	8	1	0	0	0	2	64		
08:15	24	5	1	0	0	0	2	32	57	12	0	0	0	1	5	75		
08:30	34	6	0	0	0	0	5	45	62	8	1	0	0	0	3	74		
08:45	24	7	0	0	0	2	6	39	40	6	0	0	0	0	5	51		
09:00	27	4	0	0	0	0	1	32	39	9	0	0	0	0	1	49		
09:15	22	2	2	0	0	0	1	27	38	3	0	0	0	0	1	42		
09:30	32	7	0	0	0	0	0	39	59	5	1	0	0	1	1	67		
09:45	25	7	1	0	0	0	0	33	40	3	0	0	1	0	3	47		
16:00	47	7	0	0	0	0	2	56	34	5	0	0	0	0	7	46		
16:15	67	19	1	0	0	0	0	87	34	3	0	0	0	0	3	40		
16:30	53	8	0	0	1	0	3	65	35	7	0	0	1	1	1	45		
16:45	64	7	0	0	0	4	1	76	35	2	0	0	0	1	0	38		
17:00	51	9	0	1	0	0	0	61	35	3	0	0	0	1	1	40		
17:15	83	6	0	0	0	0	3	92	31	3	0	0	0	0	2	36		
17:30	61	5	0	0	0	1	3	70	39	6	0	0	0	0	4	49		
17:45	66	5	0	0	0	1	0	72	37	2	0	0	0	1	2	42		
18:00	44	3	0	0	0	0	2	49	34	2	0	0	0	0	3	39		
18:15	48	5	0	0	0	1	2	56	21	2	0	0	0	0	1	24		
18:30	43	3	0	0	1	0	1	48	24	2	0	0	0	1	2	29		
18:45	31	6	0	0	0	0	2	39	11	1	0	0	0	0	0	12		
Start Time	Rolling Hour								Total	Rolling Hour								Total
07:00	57	15	0	0	0	1	7	80	248	45	0	0	1	2	14	310		
07:15	83	16	0	0	0	2	11	112	252	43	1	0	1	1	14	312		
07:30	95	20	1	0	0	2	11	129	239	41	1	0	0	2	15	298		
07:45	116	22	1	0	0	1	16	156	227	39	2	0	0	1	16	285		
08:00	113	24	1	0	0	3	17	158	212	34	2	0	0	1	15	264		
08:15	109	22	1	0	0	2	14	148	198	35	1	0	0	1	14	249		
08:30	107	19	2	0	0	2	13	143	179	26	1	0	0	0	10	216		
08:45	105	20	2	0	0	2	8	137	176	23	1	0	0	1	8	209		
09:00	106	20	3	0	0	0	2	131	176	20	1	0	1	1	6	205		
16:00	231	41	1	0	1	4	6	284	138	17	0	0	1	2	11	169		
16:15	235	43	1	1	1	4	4	289	139	15	0	0	1	3	5	163		
16:30	251	30	0	1	1	4	7	294	136	15	0	0	1	3	4	159		
16:45	259	27	0	1	0	5	7	299	140	14	0	0	0	2	7	163		
17:00	261	25	0	1	0	2	6	295	142	14	0	0	0	2	9	167		
17:15	254	19	0	0	0	2	8	283	141	13	0	0	0	1	11	166		
17:30	219	18	0	0	0	3	7	247	131	12	0	0	0	1	10	154		
17:45	201	16	0	0	1	2	5	225	116	8	0	0	0	2	8	134		
18:00	166	17	0	0	1	1	7	192	90	7	0	0	0	1	6	104		

# Intelligent Data Collection Limited



**Client:** Mott McDonald      **Date of Survey:** 07.12.2021  
**Project Number:** ID06180      **Junction Name:** Chapel Street / St Andrews Hill  
**Junction Number:** Site 8      **Junction Type:** T-Junction

Total Junction Flow								
Time	Cars	LGV	OGV1	OGV2	Buses	M/C	Cycle	Total
07:00	70	20	0	0	0	1	2	93
07:15	107	16	1	0	1	0	7	132
07:30	109	22	0	0	0	2	2	135
07:45	107	25	0	0	0	0	12	144
08:00	121	16	1	0	3	1	8	150
08:15	105	20	1	0	0	1	9	136
08:30	123	22	1	0	0	0	8	154
08:45	101	16	0	0	0	2	15	134
09:00	90	20	1	0	0	0	5	116
09:15	91	12	3	1	0	0	2	109
09:30	106	19	1	0	0	1	1	128
09:45	84	13	1	0	1	0	3	102
16:00	116	18	0	0	1	0	9	144
16:15	123	25	2	0	0	0	3	153
16:30	118	20	0	0	2	1	4	145
16:45	133	13	0	0	0	5	2	153
17:00	118	15	0	1	0	1	2	137
17:15	143	15	0	0	0	0	5	163
17:30	149	13	1	0	0	2	8	173
17:45	148	8	0	0	0	2	2	160
18:00	103	8	0	0	0	0	5	116
18:15	96	7	0	0	0	2	3	108
18:30	90	6	0	0	1	2	4	103
18:45	70	10	0	0	0	1	2	83
Start Time	Rolling Hour							Total
07:00	393	83	1	0	1	3	23	504
07:15	444	79	2	0	4	3	29	561
07:30	442	83	2	0	3	4	31	565
07:45	456	83	3	0	3	2	37	584
08:00	450	74	3	0	3	4	40	574
08:15	419	78	3	0	0	3	37	540
08:30	405	70	5	1	0	2	30	513
08:45	388	67	5	1	0	3	23	487
09:00	371	64	6	1	1	1	11	455
16:00	490	76	2	0	3	6	18	595
16:15	492	73	2	1	2	7	11	588
16:30	512	63	0	1	2	7	13	598
16:45	543	56	1	1	0	8	17	626
17:00	558	51	1	1	0	5	17	633
17:15	543	44	1	0	0	4	20	612
17:30	496	36	1	0	0	6	18	557
17:45	437	29	0	0	1	6	14	487
18:00	359	31	0	0	1	5	14	410

# Intelligent Data Collection Limited



Client: Mott McDonald  
 Project Number: ID06180  
 Junction Number: Site 8

Date of Survey: 07.12.2021  
 Junction Name: Chapel Street / St Andrews Hill  
 Junction Type: T-Junction

Arm A: Chapel Street (N)  
 Arm B: St Andrews Hill (E)

Arm C: Chapel Street (S)

PCU Summary												
Time	A1 to A	A1 to C	A1 to B	B1 to B	B1 to A	B1 to C	B2 to B	B2 to A	B2 to C	C1 to C	C1 to B	C1 to A
07:00	0	43	7	0	14	0	0	0	17	0	2	8
07:15	0	66	9	0	19	0	0	0	20	0	3	10
07:30	0	51	11	0	19	0	0	0	33	0	1	16
07:45	0	48	7	0	27	0	0	0	19	0	7	26
08:00	0	46	15	0	30	0	0	0	17	0	6	32
08:15	0	53	13	0	14	0	0	0	17	0	7	24
08:30	0	50	15	0	20	0	0	0	22	0	7	34
08:45	0	32	11	0	30	0	0	0	15	0	4	29
09:00	0	34	19	0	15	0	0	0	14	0	5	26
09:15	0	33	18	0	24	0	0	0	8	0	7	20
09:30	0	52	15	0	7	0	0	0	14	0	9	30
09:45	0	34	12	0	10	0	0	0	11	0	6	28
16:00	0	35	20	0	23	0	0	0	5	0	7	47
16:15	0	35	14	0	13	0	0	0	3	0	19	69
16:30	0	34	21	0	14	0	0	0	11	0	20	43
16:45	0	30	23	0	15	0	0	0	7	0	20	53
17:00	0	29	24	0	11	0	0	0	10	0	12	50
17:15	0	29	21	0	14	0	0	0	5	0	34	56
17:30	0	38	37	0	17	0	0	0	8	0	19	48
17:45	0	34	28	0	18	0	0	0	6	0	19	52
18:00	0	30	19	0	9	0	0	0	7	0	11	36
18:15	0	18	17	0	10	0	0	0	5	0	20	34
18:30	0	15	16	0	8	0	0	0	12	0	12	36
18:45	0	9	18	0	13	0	0	0	3	0	10	27
Start Time	Rolling Hour											
07:00	0	209	34	0	79	0	0	0	89	0	13	60
07:15	0	212	42	0	95	0	0	0	90	0	18	84
07:30	0	199	46	0	91	0	0	0	87	0	22	98
07:45	0	197	50	0	92	0	0	0	75	0	27	116
08:00	0	181	54	0	94	0	0	0	71	0	24	119
08:15	0	170	58	0	79	0	0	0	68	0	23	114
08:30	0	150	63	0	88	0	0	0	59	0	23	110
08:45	0	152	63	0	75	0	0	0	51	0	25	105
09:00	0	154	63	0	56	0	0	0	47	0	27	104
16:00	0	134	78	0	65	0	0	0	26	0	67	212
16:15	0	127	82	0	53	0	0	0	31	0	71	215
16:30	0	122	89	0	54	0	0	0	33	0	86	202
16:45	0	126	105	0	57	0	0	0	30	0	84	207
17:00	0	129	110	0	60	0	0	0	29	0	83	207
17:15	0	130	105	0	58	0	0	0	26	0	83	193
17:30	0	119	101	0	54	0	0	0	27	0	69	171
17:45	0	96	81	0	45	0	0	0	30	0	62	159
18:00	0	71	71	0	40	0	0	0	27	0	53	134

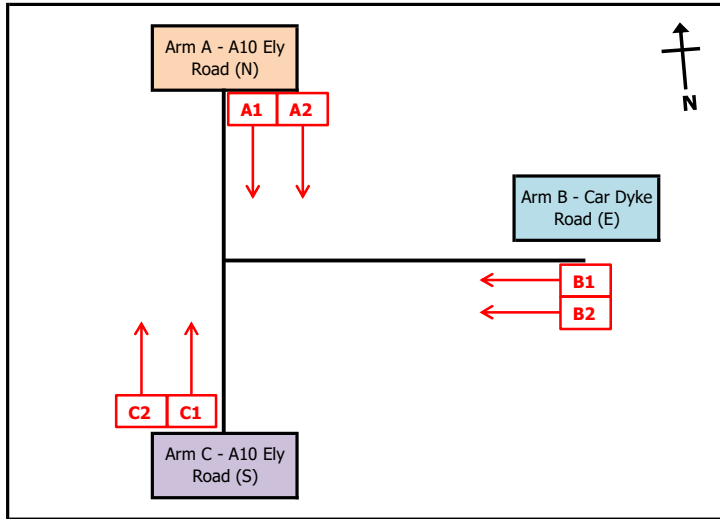
# Intelligent Data Collection Limited



**Client:** Mott McDonald      **Date of Survey:** 07.12.2021  
**Project Number:** ID06180      **Junction Name:** A10 Ely Road / Car Dyke Road  
**Junction Number:** Site 9      **Junction Type:** T-Junction

X Coordinate	Y Coordinate	Google Maps Link
52.262910	0.178947	<a href="#">Click Here</a>
AM Peak Conditions	PM Peak Conditions	
Clear	Showers	

## Junction Layout

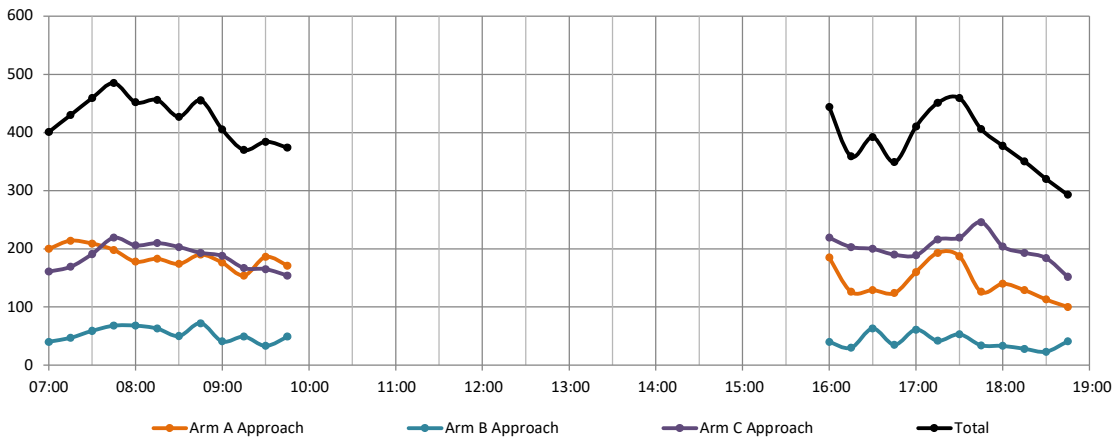


## Aerial Mapping and On-site Camera View



## Junction Flow Profile

Arm Approach Flows (All Vehicles)



**Additional Notes (Factors which may impact on survey results such as accidents, roadworks, special events):**

# Intelligent Data Collection Limited



Client: Mott McDonald  
 Project Number: ID06180  
 Junction Number: Site 9

Date of Survey: 07.12.2021  
 Junction Name: A10 Ely Road / Car Dyke Road  
 Junction Type: T-Junction

Arm A: A10 Ely Road (N)  
 Arm B: Car Dyke Road (E)

Arm C: A10 Ely Road (S)

Time	A1 to A								A1 to C								A1 to B							
	Cars	LGV	OGV1	OGV2	Buses	M/C	Cycle	Total	Cars	LGV	OGV1	OGV2	Buses	M/C	Cycle	Total	Cars	LGV	OGV1	OGV2	Buses	M/C	Cycle	Total
07:00	0	0	0	0	0	0	0	0	125	57	4	9	0	1	0	196	0	0	0	0	0	0	0	0
07:15	0	0	0	0	0	0	0	0	149	43	5	6	1	1	0	205	0	0	0	0	0	0	0	0
07:30	0	0	0	0	0	0	0	0	142	41	0	11	1	0	0	195	0	0	0	0	0	0	0	0
07:45	0	0	0	0	0	0	0	0	124	47	3	7	0	0	0	181	0	0	0	0	0	0	0	0
08:00	0	0	0	0	0	0	0	0	106	35	4	11	0	2	1	159	0	0	0	0	0	0	0	0
08:15	0	0	0	0	0	0	0	0	123	23	6	10	0	2	0	164	0	0	0	0	0	0	0	0
08:30	0	0	0	0	0	0	0	0	125	19	5	6	0	1	0	156	0	0	0	0	0	0	0	0
08:45	0	0	0	0	0	0	0	0	116	39	6	10	1	2	1	175	0	0	0	0	0	0	0	0
09:00	0	0	0	0	0	0	0	0	127	25	7	12	0	0	0	171	0	0	0	0	0	0	0	0
09:15	0	0	0	0	0	0	0	0	107	19	10	9	4	0	0	149	0	0	0	0	0	0	0	0
09:30	0	0	0	0	0	0	0	0	114	35	4	15	2	1	0	171	0	0	0	0	0	0	0	0
09:45	0	0	0	0	0	0	0	0	110	31	9	12	0	2	0	164	0	0	0	0	0	0	0	0
16:00	0	0	0	0	0	0	0	0	139	29	2	8	0	1	1	180	0	0	0	0	0	0	0	0
16:15	0	0	0	0	0	0	0	0	86	22	1	5	1	0	0	115	0	0	0	0	0	0	0	0
16:30	0	0	0	0	0	0	0	0	90	24	1	6	0	0	1	122	0	0	0	0	0	0	0	0
16:45	0	0	0	0	0	0	0	0	95	10	1	8	0	1	0	115	0	0	0	0	0	0	0	0
17:00	0	0	0	0	0	0	0	0	123	14	0	13	0	1	1	152	0	0	0	0	0	0	0	0
17:15	0	0	0	0	0	0	0	0	163	12	1	8	0	1	2	187	0	0	0	0	0	0	0	0
17:30	0	0	0	0	0	0	0	0	147	20	2	3	1	2	0	175	0	0	0	0	0	0	0	0
17:45	0	0	0	0	0	0	0	0	102	8	2	0	0	1	0	113	0	0	0	0	0	0	0	0
18:00	0	0	0	0	0	0	0	0	120	6	0	4	0	1	1	132	0	0	0	0	0	0	0	0
18:15	0	0	0	0	0	0	0	0	107	10	2	1	1	3	1	125	0	0	0	0	0	0	0	0
18:30	0	0	0	0	0	0	0	0	84	19	0	1	0	0	1	105	0	0	0	0	0	0	0	0
18:45	0	0	0	0	0	0	0	0	81	7	2	2	0	0	0	92	0	0	0	0	0	0	0	0
Start Time	Rolling Hour								Rolling Hour								Rolling Hour							
	Cars	LGV	OGV1	OGV2	Buses	M/C	Cycle	Total	Cars	LGV	OGV1	OGV2	Buses	M/C	Cycle	Total	Cars	LGV	OGV1	OGV2	Buses	M/C	Cycle	Total
07:00	0	0	0	0	0	0	0	0	540	188	12	33	2	2	0	777	0	0	0	0	0	0	0	0
07:15	0	0	0	0	0	0	0	0	521	166	12	35	2	3	1	740	0	0	0	0	0	0	0	0
07:30	0	0	0	0	0	0	0	0	495	146	13	39	1	4	1	699	0	0	0	0	0	0	0	0
07:45	0	0	0	0	0	0	0	0	478	124	18	34	0	5	1	660	0	0	0	0	0	0	0	0
08:00	0	0	0	0	0	0	0	0	470	116	21	37	1	7	2	654	0	0	0	0	0	0	0	0
08:15	0	0	0	0	0	0	0	0	491	106	24	38	1	5	1	666	0	0	0	0	0	0	0	0
08:30	0	0	0	0	0	0	0	0	475	102	28	37	5	3	1	651	0	0	0	0	0	0	0	0
08:45	0	0	0	0	0	0	0	0	464	118	27	46	7	3	1	666	0	0	0	0	0	0	0	0
09:00	0	0	0	0	0	0	0	0	458	110	30	48	6	3	0	655	0	0	0	0	0	0	0	0
16:00	0	0	0	0	0	0	0	0	410	85	5	27	1	2	2	532	0	0	0	0	0	0	0	0
16:15	0	0	0	0	0	0	0	0	394	70	3	32	1	2	2	504	0	0	0	0	0	0	0	0
16:30	0	0	0	0	0	0	0	0	471	60	3	35	0	3	4	576	0	0	0	0	0	0	0	0
16:45	0	0	0	0	0	0	0	0	528	56	4	32	1	5	3	629	0	0	0	0	0	0	0	0
17:00	0	0	0	0	0	0	0	0	535	54	5	24	1	5	3	627	0	0	0	0	0	0	0	0
17:15	0	0	0	0	0	0	0	0	532	46	5	15	1	5	3	607	0	0	0	0	0	0	0	0
17:30	0	0	0	0	0	0	0	0	476	44	6	8	2	7	2	545	0	0	0	0	0	0	0	0
17:45	0	0	0	0	0	0	0	0	413	43	4	6	1	5	3	475	0	0	0	0	0	0	0	0
18:00	0	0	0	0	0	0	0	0	392	42	4	8	1	4	3	454	0	0	0	0	0	0	0	0

# Intelligent Data Collection Limited



Client: Mott McDonald  
 Project Number: ID06180  
 Junction Number: Site 9

Date of Survey: 07.12.2021  
 Junction Name: A10 Ely Road / Car Dyke Road  
 Junction Type: T-Junction

Arm A: A10 Ely Road (N)  
 Arm B: Car Dyke Road (E)

Arm C: A10 Ely Road (S)

Time	A2 to A								A2 to C								A2 to B							
	Cars	LGV	OGV1	OGV2	Buses	M/C	Cycle	Total	Cars	LGV	OGV1	OGV2	Buses	M/C	Cycle	Total	Cars	LGV	OGV1	OGV2	Buses	M/C	Cycle	Total
07:00	0	0	0	0	0	0	0	0	0	0	0	0	0	0	0	0	3	1	0	0	0	0	0	4
07:15	0	0	0	0	0	0	0	0	0	0	0	0	0	0	0	0	8	1	0	0	0	0	0	9
07:30	0	0	0	0	0	0	0	0	0	0	0	0	0	0	0	0	11	3	0	0	0	0	0	14
07:45	0	0	0	0	0	0	0	0	0	0	0	0	0	0	0	0	13	4	0	0	0	0	0	17
08:00	0	0	0	0	0	0	0	0	0	0	0	0	0	0	0	0	17	2	0	0	0	0	0	19
08:15	0	0	0	0	0	0	0	0	0	0	0	0	0	0	0	0	18	1	0	0	0	0	0	19
08:30	0	0	0	0	0	0	0	0	0	0	0	0	0	0	0	0	16	2	0	0	0	0	0	18
08:45	0	0	0	0	0	0	0	0	0	0	0	0	0	0	0	0	13	0	1	0	0	0	1	15
09:00	0	0	0	0	0	0	0	0	0	0	0	0	0	0	0	0	4	1	0	0	0	0	0	5
09:15	0	0	0	0	0	0	0	0	0	0	0	0	0	0	0	0	4	1	0	0	0	0	0	5
09:30	0	0	0	0	0	0	0	0	0	0	0	0	0	0	0	0	10	3	1	1	0	0	0	15
09:45	0	0	0	0	0	0	0	0	0	0	0	0	0	0	0	0	7	0	0	0	0	0	0	7
16:00	0	0	0	0	0	0	0	0	0	0	0	0	0	0	0	0	5	0	0	0	0	0	0	5
16:15	0	0	0	0	0	0	0	0	0	0	0	0	0	0	0	0	8	2	0	0	1	0	0	11
16:30	0	0	0	0	0	0	0	0	0	0	0	0	0	0	0	0	7	0	0	0	0	0	0	7
16:45	0	0	0	0	0	0	0	0	0	0	0	0	0	0	0	0	6	3	0	0	0	0	0	9
17:00	0	0	0	0	0	0	0	0	0	0	0	0	0	0	0	0	8	0	0	0	0	0	0	8
17:15	0	0	0	0	0	0	0	0	0	0	0	0	0	0	0	0	4	1	0	0	1	0	0	6
17:30	0	0	0	0	0	0	0	0	0	0	0	0	0	0	0	0	12	0	0	0	0	0	0	12
17:45	0	0	0	0	0	0	0	0	0	0	0	0	0	0	0	0	12	1	0	0	0	0	0	13
18:00	0	0	0	0	0	0	0	0	0	0	0	0	0	0	0	0	5	2	0	0	1	0	0	8
18:15	0	0	0	0	0	0	0	0	0	0	0	0	0	0	0	0	4	0	0	0	0	0	0	4
18:30	0	0	0	0	0	0	0	0	0	0	0	0	0	0	0	0	7	0	0	0	1	0	0	8
18:45	0	0	0	0	0	0	0	0	0	0	0	0	0	0	0	0	7	0	0	0	1	0	0	8
Start Time	Rolling Hour								Rolling Hour								Rolling Hour							
	Cars	LGV	OGV1	OGV2	Buses	M/C	Cycle	Total	Cars	LGV	OGV1	OGV2	Buses	M/C	Cycle	Total	Cars	LGV	OGV1	OGV2	Buses	M/C	Cycle	Total
07:00	0	0	0	0	0	0	0	0	0	0	0	0	0	0	0	0	35	9	0	0	0	0	0	44
07:15	0	0	0	0	0	0	0	0	0	0	0	0	0	0	0	0	49	10	0	0	0	0	0	59
07:30	0	0	0	0	0	0	0	0	0	0	0	0	0	0	0	0	59	10	0	0	0	0	0	69
07:45	0	0	0	0	0	0	0	0	0	0	0	0	0	0	0	0	64	9	0	0	0	0	0	73
08:00	0	0	0	0	0	0	0	0	0	0	0	0	0	0	0	0	64	5	1	0	0	0	1	71
08:15	0	0	0	0	0	0	0	0	0	0	0	0	0	0	0	0	51	4	1	0	0	0	1	57
08:30	0	0	0	0	0	0	0	0	0	0	0	0	0	0	0	0	37	4	1	0	0	0	1	43
08:45	0	0	0	0	0	0	0	0	0	0	0	0	0	0	0	0	31	5	2	1	0	0	1	40
09:00	0	0	0	0	0	0	0	0	0	0	0	0	0	0	0	0	25	5	1	1	0	0	0	32
16:00	0	0	0	0	0	0	0	0	0	0	0	0	0	0	0	0	26	5	0	0	1	0	0	32
16:15	0	0	0	0	0	0	0	0	0	0	0	0	0	0	0	0	29	5	0	0	1	0	0	35
16:30	0	0	0	0	0	0	0	0	0	0	0	0	0	0	0	0	25	4	0	0	1	0	0	30
16:45	0	0	0	0	0	0	0	0	0	0	0	0	0	0	0	0	30	4	0	0	1	0	0	35
17:00	0	0	0	0	0	0	0	0	0	0	0	0	0	0	0	0	36	2	0	0	1	0	0	39
17:15	0	0	0	0	0	0	0	0	0	0	0	0	0	0	0	0	33	4	0	0	2	0	0	39
17:30	0	0	0	0	0	0	0	0	0	0	0	0	0	0	0	0	33	3	0	0	1	0	0	37
17:45	0	0	0	0	0	0	0	0	0	0	0	0	0	0	0	0	28	3	0	0	2	0	0	33
18:00	0	0	0	0	0	0	0	0	0	0	0	0	0	0	0	0	23	2	0	0	3	0	0	28

# Intelligent Data Collection Limited



Client: Mott McDonald  
 Project Number: ID06180  
 Junction Number: Site 9

Date of Survey: 07.12.2021  
 Junction Name: A10 Ely Road / Car Dyke Road  
 Junction Type: T-Junction

Arm A: A10 Ely Road (N)  
 Arm B: Car Dyke Road (E)

Arm C: A10 Ely Road (S)

Time	B1 to B								B1 to A								B1 to C							
	Cars	LGV	OGV1	OGV2	Buses	M/C	Cycle	Total	Cars	LGV	OGV1	OGV2	Buses	M/C	Cycle	Total	Cars	LGV	OGV1	OGV2	Buses	M/C	Cycle	Total
07:00	0	0	0	0	0	0	0	0	5	0	0	0	0	0	0	5	0	0	0	0	0	0	0	0
07:15	0	0	0	0	0	0	0	0	3	0	0	0	1	0	0	4	0	0	0	0	0	0	0	0
07:30	0	0	0	0	0	0	0	0	3	1	0	0	0	0	0	4	0	0	0	0	0	0	0	0
07:45	0	0	0	0	0	0	0	0	3	0	0	0	1	0	0	4	0	0	0	0	0	0	0	0
08:00	0	0	0	0	0	0	0	0	3	0	0	0	0	0	0	3	0	0	0	0	0	0	0	0
08:15	0	0	0	0	0	0	0	0	5	1	0	0	3	0	0	9	0	0	0	0	0	0	0	0
08:30	0	0	0	0	0	0	0	0	3	0	0	0	0	0	0	3	0	0	0	0	0	0	0	0
08:45	0	0	0	0	0	0	0	0	5	2	0	0	0	0	0	7	0	0	0	0	0	0	0	0
09:00	0	0	0	0	0	0	0	0	7	2	0	0	0	0	0	9	0	0	0	0	0	0	0	0
09:15	0	0	0	0	0	0	0	0	2	2	0	0	0	0	0	4	0	0	0	0	0	0	0	0
09:30	0	0	0	0	0	0	0	0	2	1	0	0	0	0	0	3	0	0	0	0	0	0	0	0
09:45	0	0	0	0	0	0	0	0	2	0	0	0	0	0	0	2	0	0	0	0	0	0	0	0
16:00	0	0	0	0	0	0	0	0	3	1	0	0	0	0	1	5	0	0	0	0	0	0	0	0
16:15	0	0	0	0	0	0	0	0	2	1	0	0	0	0	0	3	0	0	0	0	0	0	0	0
16:30	0	0	0	0	0	0	0	0	5	2	0	0	1	0	0	8	0	0	0	0	0	0	0	0
16:45	0	0	0	0	0	0	0	0	5	1	0	0	0	0	0	6	0	0	0	0	0	0	0	0
17:00	0	0	0	0	0	0	0	0	9	1	0	0	0	0	0	10	0	0	0	0	0	0	0	0
17:15	0	0	0	0	0	0	0	0	9	1	0	0	0	0	0	10	0	0	0	0	0	0	0	0
17:30	0	0	0	0	0	0	0	0	9	0	0	0	0	0	0	9	0	0	0	0	0	0	0	0
17:45	0	0	0	0	0	0	0	0	7	0	0	0	0	0	1	8	0	0	0	0	0	0	0	0
18:00	0	0	0	0	0	0	0	0	3	1	0	0	0	0	1	5	0	0	0	0	0	0	0	0
18:15	0	0	0	0	0	0	0	0	4	1	0	0	0	0	0	5	0	0	0	0	0	0	0	0
18:30	0	0	0	0	0	0	0	0	1	0	0	0	0	0	0	1	0	0	0	0	0	0	0	0
18:45	0	0	0	0	0	0	0	0	10	1	0	0	0	0	0	11	0	0	0	0	0	0	0	0
Start Time	Rolling Hour								Rolling Hour								Rolling Hour							
	Cars	LGV	OGV1	OGV2	Buses	M/C	Cycle	Total	Cars	LGV	OGV1	OGV2	Buses	M/C	Cycle	Total	Cars	LGV	OGV1	OGV2	Buses	M/C	Cycle	Total
07:00	0	0	0	0	0	0	0	0	14	1	0	0	2	0	0	17	0	0	0	0	0	0	0	0
07:15	0	0	0	0	0	0	0	0	12	1	0	0	2	0	0	15	0	0	0	0	0	0	0	0
07:30	0	0	0	0	0	0	0	0	14	2	0	0	4	0	0	20	0	0	0	0	0	0	0	0
07:45	0	0	0	0	0	0	0	0	14	1	0	0	4	0	0	19	0	0	0	0	0	0	0	0
08:00	0	0	0	0	0	0	0	0	16	3	0	0	3	0	0	22	0	0	0	0	0	0	0	0
08:15	0	0	0	0	0	0	0	0	20	5	0	0	3	0	0	28	0	0	0	0	0	0	0	0
08:30	0	0	0	0	0	0	0	0	17	6	0	0	0	0	0	23	0	0	0	0	0	0	0	0
08:45	0	0	0	0	0	0	0	0	16	7	0	0	0	0	0	23	0	0	0	0	0	0	0	0
09:00	0	0	0	0	0	0	0	0	13	5	0	0	0	0	0	18	0	0	0	0	0	0	0	0
16:00	0	0	0	0	0	0	0	0	15	5	0	0	1	0	1	22	0	0	0	0	0	0	0	0
16:15	0	0	0	0	0	0	0	0	21	5	0	0	1	0	0	27	0	0	0	0	0	0	0	0
16:30	0	0	0	0	0	0	0	0	28	5	0	0	1	0	0	34	0	0	0	0	0	0	0	0
16:45	0	0	0	0	0	0	0	0	32	3	0	0	0	0	0	35	0	0	0	0	0	0	0	0
17:00	0	0	0	0	0	0	0	0	34	2	0	0	0	0	1	37	0	0	0	0	0	0	0	0
17:15	0	0	0	0	0	0	0	0	28	2	0	0	0	0	2	32	0	0	0	0	0	0	0	0
17:30	0	0	0	0	0	0	0	0	23	2	0	0	0	0	2	27	0	0	0	0	0	0	0	0
17:45	0	0	0	0	0	0	0	0	15	2	0	0	0	0	2	19	0	0	0	0	0	0	0	0
18:00	0	0	0	0	0	0	0	0	18	3	0	0	0	0	1	22	0	0	0	0	0	0	0	0



# Intelligent Data Collection Limited



Client: Mott McDonald  
 Project Number: ID06180  
 Junction Number: Site 9

Date of Survey: 07.12.2021  
 Junction Name: A10 Ely Road / Car Dyke Road  
 Junction Type: T-Junction

Arm A: A10 Ely Road (N)  
 Arm B: Car Dyke Road (E)

Arm C: A10 Ely Road (S)

Time	B2 to B								B2 to A								B2 to C							
	Cars	LGV	OGV1	OGV2	Buses	M/C	Cycle	Total	Cars	LGV	OGV1	OGV2	Buses	M/C	Cycle	Total	Cars	LGV	OGV1	OGV2	Buses	M/C	Cycle	Total
07:00	0	0	0	0	0	0	0	0	0	0	0	0	0	0	0	0	27	7	0	0	0	1	0	35
07:15	0	0	0	0	0	0	0	0	0	0	0	0	0	0	0	0	36	7	0	0	0	0	0	43
07:30	0	0	0	0	0	0	0	0	0	0	0	0	0	0	0	0	47	8	0	0	0	0	0	55
07:45	0	0	0	0	0	0	0	0	0	0	0	0	0	0	0	0	50	14	0	0	0	0	0	64
08:00	0	0	0	0	0	0	0	0	0	0	0	0	0	0	0	0	60	3	0	0	1	1	0	65
08:15	0	0	0	0	0	0	0	0	0	0	0	0	0	0	0	0	42	9	0	0	0	1	2	54
08:30	0	0	0	0	0	0	0	0	0	0	0	0	0	0	0	0	39	7	0	0	0	0	1	47
08:45	0	0	0	0	0	0	0	0	0	0	0	0	0	0	0	0	54	7	0	1	1	1	1	65
09:00	0	0	0	0	0	0	0	0	0	0	0	0	0	0	0	0	30	1	0	0	0	0	1	32
09:15	0	0	0	0	0	0	0	0	0	0	0	0	0	0	0	0	36	7	2	0	0	0	0	45
09:30	0	0	0	0	0	0	0	0	0	0	0	0	0	0	0	0	24	5	0	1	0	0	0	30
09:45	0	0	0	0	0	0	0	0	0	0	0	0	0	0	0	0	36	10	0	0	1	0	0	47
16:00	0	0	0	0	0	0	0	0	0	0	0	0	0	0	0	0	32	3	0	0	0	0	0	35
16:15	0	0	0	0	0	0	0	0	0	0	0	0	0	0	0	0	20	6	0	0	1	0	0	27
16:30	0	0	0	0	0	0	0	0	0	0	0	0	0	0	0	0	45	10	0	0	0	0	0	55
16:45	0	0	0	0	0	0	0	0	0	0	0	0	0	0	0	0	25	3	0	0	0	1	0	29
17:00	0	0	0	0	0	0	0	0	0	0	0	0	0	0	0	0	44	5	0	1	1	0	0	51
17:15	0	0	0	0	0	0	0	0	0	0	0	0	0	0	0	0	25	7	0	0	0	0	0	32
17:30	0	0	0	0	0	0	0	0	0	0	0	0	0	0	0	0	35	9	0	0	0	0	0	44
17:45	0	0	0	0	0	0	0	0	0	0	0	0	0	0	0	0	22	3	0	0	1	0	0	26
18:00	0	0	0	0	0	0	0	0	0	0	0	0	0	0	0	0	24	4	0	0	0	0	0	28
18:15	0	0	0	0	0	0	0	0	0	0	0	0	0	0	0	0	21	1	0	0	0	0	1	23
18:30	0	0	0	0	0	0	0	0	0	0	0	0	0	0	0	0	22	0	0	0	0	0	0	22
18:45	0	0	0	0	0	0	0	0	0	0	0	0	0	0	0	0	27	2	0	0	1	0	0	30
Start Time	Rolling Hour								Rolling Hour								Rolling Hour							
	Cars	LGV	OGV1	OGV2	Buses	M/C	Cycle	Total	Cars	LGV	OGV1	OGV2	Buses	M/C	Cycle	Total	Cars	LGV	OGV1	OGV2	Buses	M/C	Cycle	Total
07:00	0	0	0	0	0	0	0	0	0	0	0	0	0	0	0	0	160	36	0	0	0	1	0	197
07:15	0	0	0	0	0	0	0	0	0	0	0	0	0	0	0	0	193	32	0	0	1	1	0	227
07:30	0	0	0	0	0	0	0	0	0	0	0	0	0	0	0	0	199	34	0	0	1	2	2	238
07:45	0	0	0	0	0	0	0	0	0	0	0	0	0	0	0	0	191	33	0	0	1	2	3	230
08:00	0	0	0	0	0	0	0	0	0	0	0	0	0	0	0	0	195	26	0	1	2	3	4	231
08:15	0	0	0	0	0	0	0	0	0	0	0	0	0	0	0	0	165	24	0	1	1	2	5	198
08:30	0	0	0	0	0	0	0	0	0	0	0	0	0	0	0	0	159	22	2	1	1	1	3	189
08:45	0	0	0	0	0	0	0	0	0	0	0	0	0	0	0	0	144	20	2	2	1	1	2	172
09:00	0	0	0	0	0	0	0	0	0	0	0	0	0	0	0	0	126	23	2	1	1	0	1	154
16:00	0	0	0	0	0	0	0	0	0	0	0	0	0	0	0	0	122	22	0	0	1	1	0	146
16:15	0	0	0	0	0	0	0	0	0	0	0	0	0	0	0	0	134	24	0	1	2	1	0	162
16:30	0	0	0	0	0	0	0	0	0	0	0	0	0	0	0	0	139	25	0	1	1	1	0	167
16:45	0	0	0	0	0	0	0	0	0	0	0	0	0	0	0	0	129	24	0	1	1	1	0	156
17:00	0	0	0	0	0	0	0	0	0	0	0	0	0	0	0	0	126	24	0	1	2	0	0	153
17:15	0	0	0	0	0	0	0	0	0	0	0	0	0	0	0	0	106	23	0	0	1	0	0	130
17:30	0	0	0	0	0	0	0	0	0	0	0	0	0	0	0	0	102	17	0	0	1	0	1	121
17:45	0	0	0	0	0	0	0	0	0	0	0	0	0	0	0	0	89	8	0	0	1	0	1	99
18:00	0	0	0	0	0	0	0	0	0	0	0	0	0	0	0	0	94	7	0	0	1	0	1	103

# Intelligent Data Collection Limited



Client: Mott McDonald  
 Project Number: ID06180  
 Junction Number: Site 9

Date of Survey: 07.12.2021  
 Junction Name: A10 Ely Road / Car Dyke Road  
 Junction Type: T-Junction

Arm A: A10 Ely Road (N)  
 Arm B: Car Dyke Road (E)

Arm C: A10 Ely Road (S)

Time	C1 to C								C1 to B								C1 to A							
	Cars	LGV	OGV1	OGV2	Buses	M/C	Cycle	Total	Cars	LGV	OGV1	OGV2	Buses	M/C	Cycle	Total	Cars	LGV	OGV1	OGV2	Buses	M/C	Cycle	Total
07:00	0	0	0	0	0	0	0	0	13	4	0	0	0	0	0	17	0	0	0	0	0	0	0	0
07:15	0	0	0	0	0	0	0	0	11	6	0	0	0	1	0	18	0	0	0	0	0	0	0	0
07:30	0	0	0	0	0	0	0	0	26	8	0	0	0	1	0	35	0	0	0	0	0	0	0	0
07:45	0	0	0	0	0	0	0	0	38	7	1	0	2	0	0	48	0	0	0	0	0	0	0	0
08:00	0	0	0	0	0	0	0	0	35	6	2	0	1	0	0	44	0	0	0	0	0	0	0	0
08:15	0	0	0	0	0	0	0	0	27	11	2	0	0	1	0	41	0	0	0	0	0	0	0	0
08:30	0	0	0	0	0	0	0	0	24	2	0	0	1	0	0	27	0	0	0	0	0	0	0	0
08:45	0	0	0	0	0	0	0	0	35	8	0	0	0	0	0	43	0	0	0	0	0	0	0	0
09:00	0	0	0	0	0	0	0	0	27	9	0	1	0	0	0	37	0	0	0	0	0	0	0	0
09:15	0	0	0	0	0	0	0	0	22	7	0	0	0	0	0	29	0	0	0	0	0	0	0	0
09:30	0	0	0	0	0	0	0	0	14	6	0	0	0	0	0	20	0	0	0	0	0	0	0	0
09:45	0	0	0	0	0	0	0	0	25	5	0	0	1	0	0	31	0	0	0	0	0	0	0	0
16:00	0	0	0	0	0	0	0	0	40	9	1	0	1	0	0	51	0	0	0	0	0	0	0	0
16:15	0	0	0	0	0	0	0	0	31	7	1	0	1	0	0	40	0	0	0	0	0	0	0	0
16:30	0	0	0	0	0	0	0	0	34	5	0	0	0	0	0	39	0	0	0	0	0	0	0	0
16:45	0	0	0	0	0	0	0	0	37	3	0	0	1	0	0	41	0	0	0	0	0	0	0	0
17:00	0	0	0	0	0	0	0	0	51	8	0	0	0	0	0	59	0	0	0	0	0	0	0	0
17:15	0	0	0	0	0	0	0	0	50	13	0	0	0	1	0	64	0	0	0	0	0	0	0	0
17:30	0	0	0	0	0	0	0	0	51	6	0	0	0	1	0	58	0	0	0	0	0	0	0	0
17:45	0	0	0	0	0	0	0	0	47	4	0	0	0	0	0	51	0	0	0	0	0	0	0	0
18:00	0	0	0	0	0	0	0	0	39	1	0	0	0	0	0	40	0	0	0	0	0	0	0	0
18:15	0	0	0	0	0	0	0	0	33	1	0	0	0	0	0	34	0	0	0	0	0	0	0	0
18:30	0	0	0	0	0	0	0	0	24	1	0	0	0	0	0	25	0	0	0	0	0	0	0	0
18:45	0	0	0	0	0	0	0	0	34	1	0	0	0	2	0	37	0	0	0	0	0	0	0	0
Start Time	Rolling Hour								Rolling Hour								Rolling Hour							
	Cars	LGV	OGV1	OGV2	Buses	M/C	Cycle	Total	Cars	LGV	OGV1	OGV2	Buses	M/C	Cycle	Total	Cars	LGV	OGV1	OGV2	Buses	M/C	Cycle	Total
07:00	0	0	0	0	0	0	0	0	88	25	1	0	2	2	0	118	0	0	0	0	0	0	0	0
07:15	0	0	0	0	0	0	0	0	110	27	3	0	3	2	0	145	0	0	0	0	0	0	0	0
07:30	0	0	0	0	0	0	0	0	126	32	5	0	3	2	0	168	0	0	0	0	0	0	0	0
07:45	0	0	0	0	0	0	0	0	124	26	5	0	4	1	0	160	0	0	0	0	0	0	0	0
08:00	0	0	0	0	0	0	0	0	121	27	4	0	2	1	0	155	0	0	0	0	0	0	0	0
08:15	0	0	0	0	0	0	0	0	113	30	2	1	1	1	0	148	0	0	0	0	0	0	0	0
08:30	0	0	0	0	0	0	0	0	108	26	0	1	1	0	0	136	0	0	0	0	0	0	0	0
08:45	0	0	0	0	0	0	0	0	98	30	0	1	0	0	0	129	0	0	0	0	0	0	0	0
09:00	0	0	0	0	0	0	0	0	88	27	0	1	1	0	0	117	0	0	0	0	0	0	0	0
16:00	0	0	0	0	0	0	0	0	142	24	2	0	3	0	0	171	0	0	0	0	0	0	0	0
16:15	0	0	0	0	0	0	0	0	153	23	1	0	2	0	0	179	0	0	0	0	0	0	0	0
16:30	0	0	0	0	0	0	0	0	172	29	0	0	1	1	0	203	0	0	0	0	0	0	0	0
16:45	0	0	0	0	0	0	0	0	189	30	0	0	1	2	0	222	0	0	0	0	0	0	0	0
17:00	0	0	0	0	0	0	0	0	199	31	0	0	0	2	0	232	0	0	0	0	0	0	0	0
17:15	0	0	0	0	0	0	0	0	187	24	0	0	0	2	0	213	0	0	0	0	0	0	0	0
17:30	0	0	0	0	0	0	0	0	170	12	0	0	0	1	0	183	0	0	0	0	0	0	0	0
17:45	0	0	0	0	0	0	0	0	143	7	0	0	0	0	0	150	0	0	0	0	0	0	0	0
18:00	0	0	0	0	0	0	0	0	130	4	0	0	0	2	0	136	0	0	0	0	0	0	0	0

# Intelligent Data Collection Limited



Client: Mott McDonald  
 Project Number: ID06180  
 Junction Number: Site 9

Date of Survey: 07.12.2021  
 Junction Name: A10 Ely Road / Car Dyke Road  
 Junction Type: T-Junction

Arm A: A10 Ely Road (N)  
 Arm B: Car Dyke Road (E)

Arm C: A10 Ely Road (S)

Time	C2 to C								C2 to B								C2 to A							
	Cars	LGV	OGV1	OGV2	Buses	M/C	Cycle	Total	Cars	LGV	OGV1	OGV2	Buses	M/C	Cycle	Total	Cars	LGV	OGV1	OGV2	Buses	M/C	Cycle	Total
07:00	0	0	0	0	0	0	0	0	0	0	0	0	0	0	0	0	87	39	6	12	0	0	0	144
07:15	0	0	0	0	0	0	0	0	0	0	0	0	0	0	0	0	95	41	2	11	0	2	0	151
07:30	0	0	0	0	0	0	0	0	0	0	0	0	0	0	0	0	99	42	6	9	0	0	0	156
07:45	0	0	0	0	0	0	0	0	0	0	0	0	0	0	0	0	115	38	5	11	0	2	0	171
08:00	0	0	0	0	0	0	0	0	0	0	0	0	0	0	0	0	117	32	1	12	0	0	0	162
08:15	0	0	0	0	0	0	0	0	0	0	0	0	0	0	0	0	123	27	4	10	1	3	1	169
08:30	0	0	0	0	0	0	0	0	0	0	0	0	0	0	0	0	123	29	6	16	0	2	0	176
08:45	0	0	0	0	0	0	0	0	0	0	0	0	0	0	0	0	117	18	4	9	2	0	0	150
09:00	0	0	0	0	0	0	0	0	0	0	0	0	0	0	0	0	102	33	5	11	0	0	0	151
09:15	0	0	0	0	0	0	0	0	0	0	0	0	0	0	0	0	99	24	5	10	0	0	0	138
09:30	0	0	0	0	0	0	0	0	0	0	0	0	0	0	0	0	96	29	8	11	1	0	0	145
09:45	0	0	0	0	0	0	0	0	0	0	0	0	0	0	0	0	71	26	11	15	0	0	0	123
16:00	0	0	0	0	0	0	0	0	0	0	0	0	0	0	0	0	119	38	5	6	0	0	0	168
16:15	0	0	0	0	0	0	0	0	0	0	0	0	0	0	0	0	119	19	9	15	0	1	0	163
16:30	0	0	0	0	0	0	0	0	0	0	0	0	0	0	0	0	122	28	4	7	0	0	0	161
16:45	0	0	0	0	0	0	0	0	0	0	0	0	0	0	0	0	124	17	2	6	0	0	0	149
17:00	0	0	0	0	0	0	0	0	0	0	0	0	0	0	0	0	99	24	2	5	0	0	0	130
17:15	0	0	0	0	0	0	0	0	0	0	0	0	0	0	0	0	130	17	1	4	0	0	0	152
17:30	0	0	0	0	0	0	0	0	0	0	0	0	0	0	0	0	132	23	1	3	1	1	0	161
17:45	0	0	0	0	0	0	0	0	0	0	0	0	0	0	0	0	165	24	1	5	0	0	0	195
18:00	0	0	0	0	0	0	0	0	0	0	0	0	0	0	0	0	144	14	0	4	1	1	0	164
18:15	0	0	0	0	0	0	0	0	0	0	0	0	0	0	0	0	135	13	2	7	1	1	0	159
18:30	0	0	0	0	0	0	0	0	0	0	0	0	0	0	0	0	132	18	1	4	3	1	0	159
18:45	0	0	0	0	0	0	0	0	0	0	0	0	0	0	0	0	97	8	0	8	1	1	0	115
Start Time	Rolling Hour								Rolling Hour								Rolling Hour							
	Cars	LGV	OGV1	OGV2	Buses	M/C	Cycle	Total	Cars	LGV	OGV1	OGV2	Buses	M/C	Cycle	Total	Cars	LGV	OGV1	OGV2	Buses	M/C	Cycle	Total
07:00	0	0	0	0	0	0	0	0	0	0	0	0	0	0	0	0	396	160	19	43	0	4	0	622
07:15	0	0	0	0	0	0	0	0	0	0	0	0	0	0	0	0	426	153	14	43	0	4	0	640
07:30	0	0	0	0	0	0	0	0	0	0	0	0	0	0	0	0	454	139	16	42	1	5	1	658
07:45	0	0	0	0	0	0	0	0	0	0	0	0	0	0	0	0	478	126	16	49	1	7	1	678
08:00	0	0	0	0	0	0	0	0	0	0	0	0	0	0	0	0	480	106	15	47	3	5	1	657
08:15	0	0	0	0	0	0	0	0	0	0	0	0	0	0	0	0	465	107	19	46	3	5	1	646
08:30	0	0	0	0	0	0	0	0	0	0	0	0	0	0	0	0	441	104	20	46	2	2	0	615
08:45	0	0	0	0	0	0	0	0	0	0	0	0	0	0	0	0	414	104	22	41	3	0	0	584
09:00	0	0	0	0	0	0	0	0	0	0	0	0	0	0	0	0	368	112	29	47	1	0	0	557
16:00	0	0	0	0	0	0	0	0	0	0	0	0	0	0	0	0	484	102	20	34	0	1	0	641
16:15	0	0	0	0	0	0	0	0	0	0	0	0	0	0	0	0	464	88	17	33	0	1	0	603
16:30	0	0	0	0	0	0	0	0	0	0	0	0	0	0	0	0	475	86	9	22	0	0	0	592
16:45	0	0	0	0	0	0	0	0	0	0	0	0	0	0	0	0	485	81	6	18	1	1	0	592
17:00	0	0	0	0	0	0	0	0	0	0	0	0	0	0	0	0	526	88	5	17	1	1	0	638
17:15	0	0	0	0	0	0	0	0	0	0	0	0	0	0	0	0	571	78	3	16	2	2	0	672
17:30	0	0	0	0	0	0	0	0	0	0	0	0	0	0	0	0	576	74	4	19	3	3	0	679
17:45	0	0	0	0	0	0	0	0	0	0	0	0	0	0	0	0	576	69	4	20	5	3	0	677
18:00	0	0	0	0	0	0	0	0	0	0	0	0	0	0	0	0	508	53	3	23	6	4	0	597

# Intelligent Data Collection Limited



**Client:** Mott McDonald      **Date of Survey:** 07.12.2021  
**Project Number:** ID06180      **Junction Name:** A10 Ely Road / Car Dyke Road  
**Junction Number:** Site 9      **Junction Type:** T-Junction

Time	Arm A Approach								Arm A Exit									
	Cars	LGV	OGV1	OGV2	Buses	M/C	Cycle	Total	Cars	LGV	OGV1	OGV2	Buses	M/C	Cycle	Total		
07:00	128	58	4	9	0	1	0	200	92	39	6	12	0	0	0	149		
07:15	157	44	5	6	1	1	0	214	98	41	2	11	1	2	0	155		
07:30	153	44	0	11	1	0	0	209	102	43	6	9	0	0	0	160		
07:45	137	51	3	7	0	0	0	198	118	38	5	11	1	2	0	175		
08:00	123	37	4	11	0	2	1	178	120	32	1	12	0	0	0	165		
08:15	141	24	6	10	0	2	0	183	128	28	4	10	4	3	1	178		
08:30	141	21	5	6	0	1	0	174	126	29	6	16	0	2	0	179		
08:45	129	39	7	10	1	2	2	190	122	20	4	9	2	0	0	157		
09:00	131	26	7	12	0	0	0	176	109	35	5	11	0	0	0	160		
09:15	111	20	10	9	4	0	0	154	101	26	5	10	0	0	0	142		
09:30	124	38	5	16	2	1	0	186	98	30	8	11	1	0	0	148		
09:45	117	31	9	12	0	2	0	171	73	26	11	15	0	0	0	125		
16:00	144	29	2	8	0	1	1	185	122	39	5	6	0	0	1	173		
16:15	94	24	1	5	2	0	0	126	121	20	9	15	0	1	0	166		
16:30	97	24	1	6	0	0	1	129	127	30	4	7	1	0	0	169		
16:45	101	13	1	8	0	1	0	124	129	18	2	6	0	0	0	155		
17:00	131	14	0	13	0	1	1	160	108	25	2	5	0	0	0	140		
17:15	167	13	1	8	1	1	2	193	139	18	1	4	0	0	0	162		
17:30	159	20	2	3	1	2	0	187	141	23	1	3	1	1	0	170		
17:45	114	9	2	0	0	1	0	126	172	24	1	5	0	0	1	203		
18:00	125	8	0	4	1	1	1	140	147	15	0	4	1	1	1	169		
18:15	111	10	2	1	1	3	1	129	139	14	2	7	1	1	0	164		
18:30	91	19	0	1	1	0	1	113	133	18	1	4	3	1	0	160		
18:45	88	7	2	2	1	0	0	100	107	9	0	8	1	1	0	126		
Start Time	Rolling Hour								Total	Rolling Hour								Total
07:00	575	197	12	33	2	2	0	821	410	161	19	43	2	4	0	639		
07:15	570	176	12	35	2	3	1	799	438	154	14	43	2	4	0	655		
07:30	554	156	13	39	1	4	1	768	468	141	16	42	5	5	1	678		
07:45	542	133	18	34	0	5	1	733	492	127	16	49	5	7	1	697		
08:00	534	121	22	37	1	7	3	725	496	109	15	47	6	5	1	679		
08:15	542	110	25	38	1	5	2	723	485	112	19	46	6	5	1	674		
08:30	512	106	29	37	5	3	2	694	458	110	20	46	2	2	0	638		
08:45	495	123	29	47	7	3	2	706	430	111	22	41	3	0	0	607		
09:00	483	115	31	49	6	3	0	687	381	117	29	47	1	0	0	575		
16:00	436	90	5	27	2	2	2	564	499	107	20	34	1	1	1	663		
16:15	423	75	3	32	2	2	2	539	485	93	17	33	1	1	0	630		
16:30	496	64	3	35	1	3	4	606	503	91	9	22	1	0	0	626		
16:45	558	60	4	32	2	5	3	664	517	84	6	18	1	1	0	627		
17:00	571	56	5	24	2	5	3	666	560	90	5	17	1	1	1	675		
17:15	565	50	5	15	3	5	3	646	599	80	3	16	2	2	2	704		
17:30	509	47	6	8	3	7	2	582	599	76	4	19	3	3	2	706		
17:45	441	46	4	6	3	5	3	508	591	71	4	20	5	3	2	696		
18:00	415	44	4	8	4	4	3	482	526	56	3	23	6	4	1	619		

# Intelligent Data Collection Limited



**Client:** Mott McDonald      **Date of Survey:** 07.12.2021  
**Project Number:** ID06180      **Junction Name:** A10 Ely Road / Car Dyke Road  
**Junction Number:** Site 9      **Junction Type:** T-Junction

Time	Arm B Approach								Arm B Exit									
	Cars	LGV	OGV1	OGV2	Buses	M/C	Cycle	Total	Cars	LGV	OGV1	OGV2	Buses	M/C	Cycle	Total		
07:00	32	7	0	0	0	1	0	40	16	5	0	0	0	0	0	21		
07:15	39	7	0	0	1	0	0	47	19	7	0	0	0	1	0	27		
07:30	50	9	0	0	0	0	0	59	37	11	0	0	0	1	0	49		
07:45	53	14	0	0	1	0	0	68	51	11	1	0	2	0	0	65		
08:00	63	3	0	0	1	1	0	68	52	8	2	0	1	0	0	63		
08:15	47	10	0	0	3	1	2	63	45	12	2	0	0	1	0	60		
08:30	42	7	0	0	0	0	1	50	40	4	0	0	1	0	0	45		
08:45	59	9	0	1	1	1	1	72	48	8	1	0	0	0	1	58		
09:00	37	3	0	0	0	0	1	41	31	10	0	1	0	0	0	42		
09:15	38	9	2	0	0	0	0	49	26	8	0	0	0	0	0	34		
09:30	26	6	0	1	0	0	0	33	24	9	1	1	0	0	0	35		
09:45	38	10	0	0	1	0	0	49	32	5	0	0	1	0	0	38		
16:00	35	4	0	0	0	0	1	40	45	9	1	0	1	0	0	56		
16:15	22	7	0	0	1	0	0	30	39	9	1	0	2	0	0	51		
16:30	50	12	0	0	1	0	0	63	41	5	0	0	0	0	0	46		
16:45	30	4	0	0	0	1	0	35	43	6	0	0	1	0	0	50		
17:00	53	6	0	1	1	0	0	61	59	8	0	0	0	0	0	67		
17:15	34	8	0	0	0	0	0	42	54	14	0	0	1	1	0	70		
17:30	44	9	0	0	0	0	0	53	63	6	0	0	0	1	0	70		
17:45	29	3	0	0	1	0	1	34	59	5	0	0	0	0	0	64		
18:00	27	5	0	0	0	0	1	33	44	3	0	0	1	0	0	48		
18:15	25	2	0	0	0	0	1	28	37	1	0	0	0	0	0	38		
18:30	23	0	0	0	0	0	0	23	31	1	0	0	1	0	0	33		
18:45	37	3	0	0	1	0	0	41	41	1	0	0	1	2	0	45		
Start Time	Rolling Hour								Total	Rolling Hour								Total
07:00	174	37	0	0	2	1	0	214	123	34	1	0	2	2	0	162		
07:15	205	33	0	0	3	1	0	242	159	37	3	0	3	2	0	204		
07:30	213	36	0	0	5	2	2	258	185	42	5	0	3	2	0	237		
07:45	205	34	0	0	5	2	3	249	188	35	5	0	4	1	0	233		
08:00	211	29	0	1	5	3	4	253	185	32	5	0	2	1	1	226		
08:15	185	29	0	1	4	2	5	226	164	34	3	1	1	1	1	205		
08:30	176	28	2	1	1	1	3	212	145	30	1	1	1	0	1	179		
08:45	160	27	2	2	1	1	2	195	129	35	2	2	0	0	1	169		
09:00	139	28	2	1	1	0	1	172	113	32	1	2	1	0	0	149		
16:00	137	27	0	0	2	1	1	168	168	29	2	0	4	0	0	203		
16:15	155	29	0	1	3	1	0	189	182	28	1	0	3	0	0	214		
16:30	167	30	0	1	2	1	0	201	197	33	0	0	2	1	0	233		
16:45	161	27	0	1	1	1	0	191	219	34	0	0	2	2	0	257		
17:00	160	26	0	1	2	0	1	190	235	33	0	0	1	2	0	271		
17:15	134	25	0	0	1	0	2	162	220	28	0	0	2	2	0	252		
17:30	125	19	0	0	1	0	3	148	203	15	0	0	1	1	0	220		
17:45	104	10	0	0	1	0	3	118	171	10	0	0	2	0	0	183		
18:00	112	10	0	0	1	0	2	125	153	6	0	0	3	2	0	164		

# Intelligent Data Collection Limited



**Client:** Mott McDonald  
**Project Number:** ID06180  
**Junction Number:** Site 9  
**Date of Survey:** 07.12.2021  
**Junction Name:** A10 Ely Road / Car Dyke Road  
**Junction Type:** T-Junction

Time	Arm C Approach							Arm C Exit								
	Cars	LGV	OGV1	OGV2	Buses	M/C	Cycle	Total	Cars	LGV	OGV1	OGV2	Buses	M/C	Cycle	Total
07:00	100	43	6	12	0	0	0	161	152	64	4	9	0	2	0	231
07:15	106	47	2	11	0	3	0	169	185	50	5	6	1	1	0	248
07:30	125	50	6	9	0	1	0	191	189	49	0	11	1	0	0	250
07:45	153	45	6	11	2	2	0	219	174	61	3	7	0	0	0	245
08:00	152	38	3	12	1	0	0	206	166	38	4	11	1	3	1	224
08:15	150	38	6	10	1	4	1	210	165	32	6	10	0	3	2	218
08:30	147	31	6	16	1	2	0	203	164	26	5	6	0	1	1	203
08:45	152	26	4	9	2	0	0	193	170	46	6	11	2	3	2	240
09:00	129	42	5	12	0	0	0	188	157	26	7	12	0	0	1	203
09:15	121	31	5	10	0	0	0	167	143	26	12	9	4	0	0	194
09:30	110	35	8	11	1	0	0	165	138	40	4	16	2	1	0	201
09:45	96	31	11	15	1	0	0	154	146	41	9	12	1	2	0	211
16:00	159	47	6	6	1	0	0	219	171	32	2	8	0	1	1	215
16:15	150	26	10	15	1	1	0	203	106	28	1	5	2	0	0	142
16:30	156	33	4	7	0	0	0	200	135	34	1	6	0	0	1	177
16:45	161	20	2	6	1	0	0	190	120	13	1	8	0	2	0	144
17:00	150	32	2	5	0	0	0	189	167	19	0	14	1	1	1	203
17:15	180	30	1	4	0	1	0	216	188	19	1	8	0	1	2	219
17:30	183	29	1	3	1	2	0	219	182	29	2	3	1	2	0	219
17:45	212	28	1	5	0	0	0	246	124	11	2	0	1	1	0	139
18:00	183	15	0	4	1	1	0	204	144	10	0	4	0	1	1	160
18:15	168	14	2	7	1	1	0	193	128	11	2	1	1	3	2	148
18:30	156	19	1	4	3	1	0	184	106	19	0	1	0	0	1	127
18:45	131	9	0	8	1	3	0	152	108	9	2	2	1	0	0	122
Start Time	Rolling Hour							Total	Rolling Hour							Total
07:00	484	185	20	43	2	6	0	740	700	224	12	33	2	3	0	974
07:15	536	180	17	43	3	6	0	785	714	198	12	35	3	4	1	967
07:30	580	171	21	42	4	7	1	826	694	180	13	39	2	6	3	937
07:45	602	152	21	49	5	8	1	838	669	157	18	34	1	7	4	890
08:00	601	133	19	47	5	6	1	812	665	142	21	38	3	10	6	885
08:15	578	137	21	47	4	6	1	794	656	130	24	39	2	7	6	864
08:30	549	130	20	47	3	2	0	751	634	124	30	38	6	4	4	840
08:45	512	134	22	42	3	0	0	713	608	138	29	48	8	4	3	838
09:00	456	139	29	48	2	0	0	674	584	133	32	49	7	3	1	809
16:00	626	126	22	34	3	1	0	812	532	107	5	27	2	3	2	678
16:15	617	111	18	33	2	1	0	782	528	94	3	33	3	3	2	666
16:30	647	115	9	22	1	1	0	795	610	85	3	36	1	4	4	743
16:45	674	111	6	18	2	3	0	814	657	80	4	33	2	6	3	785
17:00	725	119	5	17	1	3	0	870	661	78	5	25	3	5	3	780
17:15	758	102	3	16	2	4	0	885	638	69	5	15	2	5	3	737
17:30	746	86	4	19	3	4	0	862	578	61	6	8	3	7	3	666
17:45	719	76	4	20	5	3	0	827	502	51	4	6	2	5	4	574
18:00	638	57	3	23	6	6	0	733	486	49	4	8	2	4	4	557

# Intelligent Data Collection Limited



**Client:** Mott McDonald      **Date of Survey:** 07.12.2021  
**Project Number:** ID06180      **Junction Name:** A10 Ely Road / Car Dyke Road  
**Junction Number:** Site 9      **Junction Type:** T-Junction

Total Junction Flow								
Time	Cars	LGV	OGV1	OGV2	Buses	M/C	Cycle	Total
07:00	260	108	10	21	0	2	0	401
07:15	302	98	7	17	2	4	0	430
07:30	328	103	6	20	1	1	0	459
07:45	343	110	9	18	3	2	0	485
08:00	338	78	7	23	2	3	1	452
08:15	338	72	12	20	4	7	3	456
08:30	330	59	11	22	1	3	1	427
08:45	340	74	11	20	4	3	3	455
09:00	297	71	12	24	0	0	1	405
09:15	270	60	17	19	4	0	0	370
09:30	260	79	13	28	3	1	0	384
09:45	251	72	20	27	2	2	0	374
16:00	338	80	8	14	1	1	2	444
16:15	266	57	11	20	4	1	0	359
16:30	303	69	5	13	1	0	1	392
16:45	292	37	3	14	1	2	0	349
17:00	334	52	2	19	1	1	1	410
17:15	381	51	2	12	1	2	2	451
17:30	386	58	3	6	2	4	0	459
17:45	355	40	3	5	1	1	1	406
18:00	335	28	0	8	2	2	2	377
18:15	304	26	4	8	2	4	2	350
18:30	270	38	1	5	4	1	1	320
18:45	256	19	2	10	3	3	0	293
Start Time	Rolling Hour							Total
07:00	1233	419	32	76	6	9	0	1775
07:15	1311	389	29	78	8	10	1	1826
07:30	1347	363	34	81	10	13	4	1852
07:45	1349	319	39	83	10	15	5	1820
08:00	1346	283	41	85	11	16	8	1790
08:15	1305	276	46	86	9	13	8	1743
08:30	1237	264	51	85	9	6	5	1657
08:45	1167	284	53	91	11	4	4	1614
09:00	1078	282	62	98	9	3	1	1533
16:00	1199	243	27	61	7	4	3	1544
16:15	1195	215	21	66	7	4	2	1510
16:30	1310	209	12	58	4	5	4	1602
16:45	1393	198	10	51	5	9	3	1669
17:00	1456	201	10	42	5	8	4	1726
17:15	1457	177	8	31	6	9	5	1693
17:30	1380	152	10	27	7	11	5	1592
17:45	1264	132	8	26	9	8	6	1453
18:00	1165	111	7	31	11	10	5	1340

# Intelligent Data Collection Limited



Client: Mott McDonald  
 Project Number: ID06180  
 Junction Number: Site 9

Date of Survey: 07.12.2021  
 Junction Name: A10 Ely Road / Car Dyke Road  
 Junction Type: T-Junction

Arm A: A10 Ely Road (N)  
 Arm B: Car Dyke Road (E)

Arm C: A10 Ely Road (S)

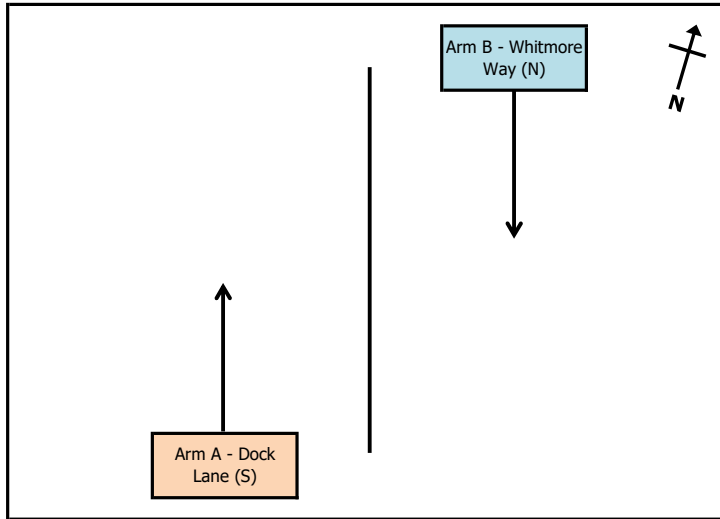
PCU Summary																		
Time	A1 to A	A1 to C	A1 to B	A2 to A	A2 to C	A2 to B	B1 to B	B1 to A	B1 to C	B2 to B	B2 to A	B2 to C	C1 to C	C1 to B	C1 to A	C2 to C	C2 to B	C2 to A
07:00	0	209	0	0	0	4	0	5	0	0	0	34	0	17	0	0	0	163
07:15	0	216	0	0	0	9	0	5	0	0	0	43	0	17	0	0	0	165
07:30	0	210	0	0	0	14	0	4	0	0	0	55	0	34	0	0	0	171
07:45	0	192	0	0	0	17	0	5	0	0	0	64	0	51	0	0	0	187
08:00	0	173	0	0	0	19	0	3	0	0	0	65	0	46	0	0	0	178
08:15	0	179	0	0	0	19	0	12	0	0	0	52	0	41	0	0	0	182
08:30	0	166	0	0	0	18	0	3	0	0	0	46	0	28	0	0	0	199
08:45	0	190	0	0	0	15	0	7	0	0	0	66	0	43	0	0	0	166
09:00	0	190	0	0	0	5	0	9	0	0	0	31	0	38	0	0	0	168
09:15	0	170	0	0	0	5	0	4	0	0	0	46	0	29	0	0	0	154
09:30	0	194	0	0	0	17	0	3	0	0	0	31	0	20	0	0	0	164
09:45	0	183	0	0	0	7	0	2	0	0	0	48	0	32	0	0	0	148
16:00	0	190	0	0	0	5	0	4	0	0	0	35	0	53	0	0	0	178
16:15	0	123	0	0	0	12	0	3	0	0	0	28	0	42	0	0	0	186
16:30	0	130	0	0	0	7	0	9	0	0	0	55	0	39	0	0	0	172
16:45	0	125	0	0	0	9	0	6	0	0	0	28	0	42	0	0	0	158
17:00	0	168	0	0	0	8	0	10	0	0	0	53	0	59	0	0	0	138
17:15	0	196	0	0	0	7	0	10	0	0	0	32	0	63	0	0	0	158
17:30	0	180	0	0	0	12	0	9	0	0	0	44	0	57	0	0	0	166
17:45	0	113	0	0	0	13	0	7	0	0	0	27	0	51	0	0	0	202
18:00	0	136	0	0	0	9	0	4	0	0	0	28	0	40	0	0	0	170
18:15	0	126	0	0	0	4	0	5	0	0	0	22	0	34	0	0	0	170
18:30	0	106	0	0	0	9	0	1	0	0	0	22	0	25	0	0	0	167
18:45	0	96	0	0	0	9	0	11	0	0	0	31	0	36	0	0	0	126
Start Time	Rolling Hour																	
07:00	0	827	0	0	0	44	0	19	0	0	0	196	0	119	0	0	0	685
07:15	0	791	0	0	0	59	0	17	0	0	0	227	0	148	0	0	0	701
07:30	0	754	0	0	0	69	0	24	0	0	0	236	0	172	0	0	0	718
07:45	0	709	0	0	0	73	0	23	0	0	0	227	0	166	0	0	0	746
08:00	0	708	0	0	0	71	0	25	0	0	0	229	0	158	0	0	0	725
08:15	0	725	0	0	0	57	0	31	0	0	0	195	0	151	0	0	0	715
08:30	0	716	0	0	0	43	0	23	0	0	0	189	0	138	0	0	0	686
08:45	0	744	0	0	0	42	0	23	0	0	0	174	0	130	0	0	0	651
09:00	0	737	0	0	0	34	0	18	0	0	0	157	0	119	0	0	0	634
16:00	0	568	0	0	0	33	0	22	0	0	0	146	0	175	0	0	0	695
16:15	0	545	0	0	0	36	0	28	0	0	0	165	0	182	0	0	0	654
16:30	0	618	0	0	0	31	0	35	0	0	0	169	0	203	0	0	0	625
16:45	0	668	0	0	0	36	0	35	0	0	0	158	0	222	0	0	0	619
17:00	0	656	0	0	0	40	0	36	0	0	0	156	0	231	0	0	0	663
17:15	0	625	0	0	0	41	0	30	0	0	0	131	0	212	0	0	0	695
17:30	0	555	0	0	0	38	0	25	0	0	0	121	0	182	0	0	0	707
17:45	0	480	0	0	0	35	0	17	0	0	0	99	0	150	0	0	0	708
18:00	0	463	0	0	0	31	0	21	0	0	0	103	0	135	0	0	0	632



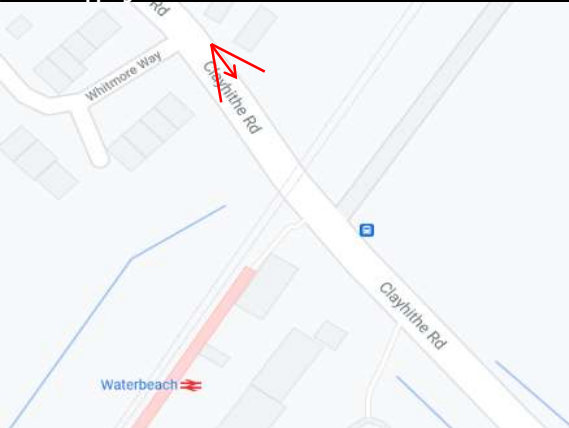
**Client:** Mott McDonald      **Date of Survey:** 07.12.2021  
**Project Number:** ID06180      **Site Name:** Clayhithe Road Level Crossing  
**Site Number:** Site 10      **Survey Type:** Two-way Link Count

X Coordinate	Y Coordinate	Google Maps Link
52.262333	0.196797	<a href="#">Click Here</a>
AM Peak Conditions	PM Peak Conditions	
Clear	Showers	

### Junction Layout

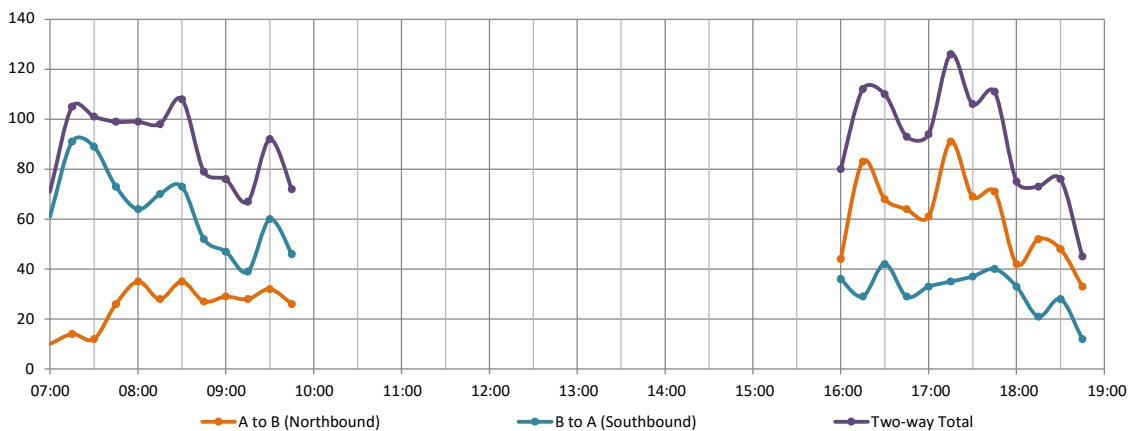


### Aerial Mapping and On-site Camera View



### Junction Flow Profile

**Arm Approach Flows (All Vehicles)**



**Additional Notes (Factors which may impact on survey results such as accidents, roadworks, special events):**

# Intelligent Data Collection Limited



Client: Mott McDonald  
 Project Number: ID06180  
 Site Number: Site 10

Date of Survey: 07.12.2021  
 Site Name: Claythite Road Level Crossing  
 Survey Type: Two-way Link Count

Arm A: Dock Lane (S)  
 Arm B: Whitmore Way (N)

Time	A to B (Northbound)								B to A (Southbound)								Two-way Total							
	Cars	LGV	OGV1	OGV2	Buses	M/C	Cycle	Total	Cars	LGV	OGV1	OGV2	Buses	M/C	Cycle	Total	Cars	LGV	OGV1	OGV2	Buses	M/C	Cycle	Total
07:00	6	4	0	0	0	0	0	10	49	9	0	0	0	1	2	61	55	13	0	0	0	1	2	71
07:15	12	1	0	0	0	0	1	14	69	16	0	0	1	1	4	91	81	17	0	0	1	1	5	105
07:30	9	2	0	0	0	1	0	12	75	10	0	0	0	1	3	89	84	12	0	0	0	2	3	101
07:45	21	4	0	0	0	0	1	26	55	11	0	0	0	0	7	73	76	15	0	0	0	0	8	99
08:00	28	4	0	0	0	1	2	35	52	7	1	0	0	0	4	64	80	11	1	0	0	1	6	99
08:15	23	4	1	0	0	0	0	28	57	11	0	0	0	1	1	70	80	15	1	0	0	1	1	98
08:30	26	7	0	0	0	0	2	35	61	8	1	0	0	0	3	73	87	15	1	0	0	0	5	108
08:45	19	5	0	0	0	2	1	27	43	8	0	0	0	0	1	52	62	13	0	0	0	2	2	79
09:00	22	6	0	0	0	0	1	29	40	7	0	0	0	0	0	47	62	13	0	0	0	0	1	76
09:15	23	2	2	0	0	0	1	28	35	2	0	0	0	0	2	39	58	4	2	0	0	0	3	67
09:30	24	8	0	0	0	0	0	32	53	5	1	0	0	1	0	60	77	13	1	0	0	1	0	92
09:45	20	5	1	0	0	0	0	26	40	3	0	0	1	0	2	46	60	8	1	0	1	0	2	72
16:00	37	7	0	0	0	0	0	44	27	5	0	0	0	0	4	36	64	12	0	0	0	0	4	80
16:15	65	17	1	0	0	0	0	83	24	3	0	0	0	0	2	29	89	20	1	0	0	0	2	112
16:30	55	10	0	0	0	0	3	68	33	8	0	0	0	1	0	42	88	18	0	0	0	1	3	110
16:45	55	5	0	0	0	4	0	64	28	1	0	0	0	0	0	29	83	6	0	0	0	4	0	93
17:00	51	9	0	1	0	0	0	61	27	3	0	0	0	2	1	33	78	12	0	1	0	2	1	94
17:15	84	6	0	0	0	0	1	91	30	3	0	0	0	0	2	35	114	9	0	0	0	0	3	126
17:30	63	5	0	0	0	0	1	69	32	4	0	0	0	0	1	37	95	9	0	0	0	0	2	106
17:45	65	5	0	0	0	0	1	71	36	2	0	0	0	2	0	40	101	7	0	0	0	2	1	111
18:00	38	3	0	0	0	0	1	42	30	1	0	0	0	0	2	33	68	4	0	0	0	0	3	75
18:15	46	4	0	0	0	1	1	52	19	1	0	0	0	0	1	21	65	5	0	0	0	1	2	73
18:30	44	3	0	0	1	0	0	48	23	2	0	0	0	1	2	28	67	5	0	0	1	1	2	76
18:45	28	5	0	0	0	0	0	33	12	0	0	0	0	0	0	12	40	5	0	0	0	0	0	45
Start Time	Rolling Hour								Rolling Hour								Rolling Hour							
	Cars	LGV	OGV1	OGV2	Buses	M/C	Cycle	Total	Cars	LGV	OGV1	OGV2	Buses	M/C	Cycle	Total	Cars	LGV	OGV1	OGV2	Buses	M/C	Cycle	Total
07:00	48	11	0	0	0	1	2	62	248	46	0	0	1	3	16	314	296	57	0	0	1	4	18	376
07:15	70	11	0	0	0	2	4	87	251	44	1	0	1	2	18	317	321	55	1	0	1	4	22	404
07:30	81	14	1	0	0	2	3	101	239	39	1	0	0	2	15	296	320	53	2	0	0	4	18	397
07:45	98	19	1	0	0	1	5	124	225	37	2	0	0	1	15	280	323	56	3	0	0	2	20	404
08:00	96	20	1	0	0	3	5	125	213	34	2	0	0	1	9	259	309	54	3	0	0	4	14	384
08:15	90	22	1	0	0	2	4	119	201	34	1	0	0	1	5	242	291	56	2	0	0	3	9	361
08:30	90	20	2	0	0	2	5	119	179	25	1	0	0	0	6	211	269	45	3	0	0	2	11	330
08:45	88	21	2	0	0	2	3	116	171	22	1	0	0	1	3	198	259	43	3	0	0	3	6	314
09:00	89	21	3	0	0	0	2	115	168	17	1	0	1	1	4	192	257	38	4	0	1	1	6	307
16:00	212	39	1	0	0	4	3	259	112	17	0	0	0	1	6	136	324	56	1	0	0	5	9	395
16:15	226	41	1	1	0	4	3	276	112	15	0	0	0	3	3	133	338	56	1	1	0	7	6	409
16:30	245	30	0	1	0	4	4	284	118	15	0	0	0	3	3	139	363	45	0	1	0	7	7	423
16:45	253	25	0	1	0	4	2	285	117	11	0	0	0	2	4	134	370	36	0	1	0	6	6	419
17:00	263	25	0	1	0	0	3	292	125	12	0	0	0	4	4	145	388	37	0	1	0	4	7	437
17:15	250	19	0	0	0	0	4	273	128	10	0	0	0	2	5	145	378	29	0	0	0	2	9	418
17:30	212	17	0	0	0	1	4	234	117	8	0	0	0	2	4	131	329	25	0	0	0	3	8	365
17:45	193	15	0	0	1	1	3	213	108	6	0	0	0	3	5	122	301	21	0	0	1	4	8	335
18:00	156	15	0	0	1	1	2	175	84	4	0	0	0	1	5	94	240	19	0	0	1	2	7	269

# Intelligent Data Collection Limited



**Client:** Mott McDonald  
**Project Number:** ID06180  
**Site Number:** Site 10

**Date of Survey:** 07.12.2021  
**Site Name:** Clayhithe Road Level Crossing  
**Survey Type:** Two-way Link Count

**Arm A:** Dock Lane (S)  
**Arm B:** Whitmore Way (N)

PCU Summary		
Time	A to B	B to A
07:00	10	59
07:15	13	88
07:30	11	86
07:45	25	67
08:00	33	61
08:15	29	69
08:30	33	71
08:45	25	51
09:00	28	47
09:15	28	37
09:30	32	60
09:45	27	45
16:00	44	33
16:15	84	27
16:30	66	41
16:45	62	29
17:00	62	31
17:15	90	33
17:30	68	36
17:45	70	39
18:00	41	31
18:15	51	20
18:30	49	26
18:45	33	12
Start Time	Rolling Hour	
07:00	60	300
07:15	83	303
07:30	98	283
07:45	120	268
08:00	120	252
08:15	115	238
08:30	115	207
08:45	113	196
09:00	115	190
16:00	255	131
16:15	273	129
16:30	280	135
16:45	282	130
17:00	291	139
17:15	270	140
17:30	230	127
17:45	211	116
18:00	174	89

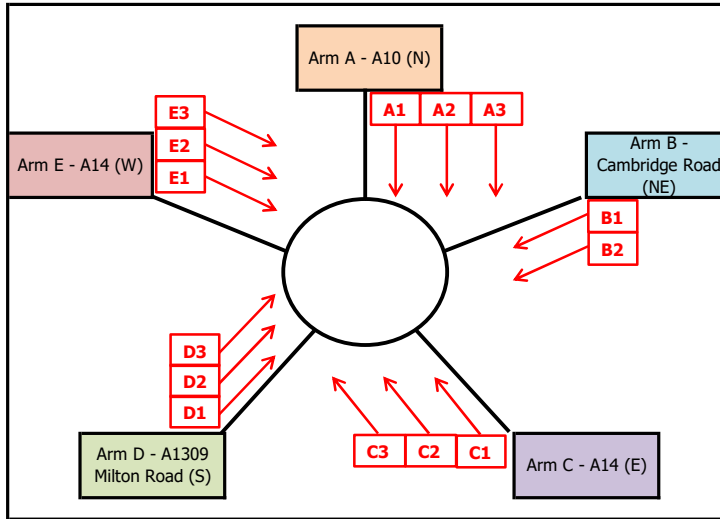
# Intelligent Data Collection Limited



**Client:** Mott McDonald      **Date of Survey:** 07.12.2021  
**Project Number:** ID06180      **Junction Name:** A14 Milton Interchange  
**Junction Number:** Site 11      **Junction Type:** 5-arm Roundabout

X Coordinate	Y Coordinate	Google Maps Link
52.237925	0.150925	<a href="#">Click Here</a>
AM Peak Conditions	PM Peak Conditions	
Clear	Showers	

## Junction Layout

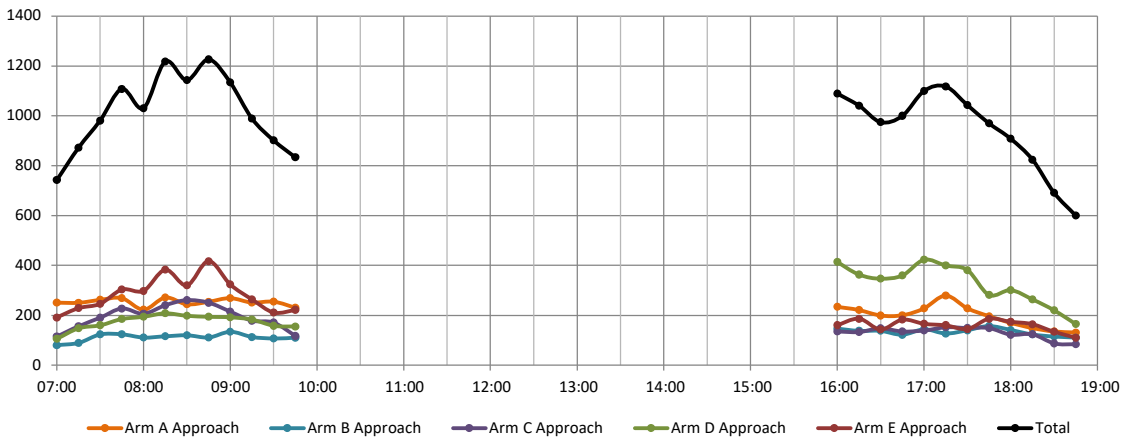


## Aerial Mapping and On-site Camera View



## Junction Flow Profile

Arm Approach Flows (All Vehicles)



**Additional Notes (Factors which may impact on survey results such as accidents, roadworks, special events):**

# Intelligent Data Collection Limited



Client: Mott McDonald  
 Project Number: ID06180  
 Junction Number: Site 11

Date of Survey: 07.12.2021  
 Junction Name: A14 Milton Interchange  
 Junction Type: 5-arm Roundabout

Arm A: A10 (N)  
 Arm B: Cambridge Road (NE)

Arm C: A14 (E)  
 Arm D: A1309 Milton Road (S)

Arm E: A14 (W)

Time	A1 to A								A1 to E								A1 to D							
	Cars	LGV	OGV1	OGV2	Buses	M/C	Cycle	Total	Cars	LGV	OGV1	OGV2	Buses	M/C	Cycle	Total	Cars	LGV	OGV1	OGV2	Buses	M/C	Cycle	Total
07:00	0	0	0	0	0	0	0	0	56	15	1	8	0	0	0	80	0	0	0	0	0	0	0	0
07:15	0	0	0	0	0	0	0	0	59	18	2	4	0	0	0	83	0	0	0	0	0	0	0	0
07:30	0	0	0	0	0	0	0	0	51	17	0	6	0	0	0	74	0	0	0	0	0	0	0	0
07:45	0	1	0	0	0	0	0	1	61	21	1	5	0	0	0	88	0	0	0	0	0	0	0	0
08:00	0	0	0	0	0	0	0	0	46	18	2	8	1	2	0	77	0	0	0	0	0	0	0	0
08:15	1	0	0	0	0	0	0	1	48	17	2	7	0	0	0	74	0	0	0	0	0	0	0	0
08:30	0	0	0	0	0	0	0	0	43	11	3	5	0	0	0	62	0	0	0	0	0	0	0	0
08:45	0	0	0	0	0	0	0	0	51	13	2	8	0	0	0	74	0	0	0	0	0	0	0	0
09:00	0	0	0	0	0	0	0	0	45	11	5	4	0	0	0	65	0	0	0	0	0	0	0	0
09:15	0	0	0	0	0	0	0	0	49	15	3	9	3	0	0	79	1	0	0	0	0	0	0	1
09:30	0	0	0	0	0	0	0	0	61	16	2	8	2	0	0	89	0	0	0	0	0	0	0	0
09:45	0	0	0	0	0	0	0	0	46	15	3	10	0	0	0	74	0	0	0	0	0	0	0	0
16:00	0	0	0	0	0	0	0	0	62	23	0	7	0	1	0	93	0	0	0	0	0	0	0	0
16:15	0	1	0	0	0	0	0	1	59	17	1	4	0	0	0	81	0	0	0	0	0	0	0	0
16:30	0	0	0	0	0	0	0	0	44	7	1	1	0	0	0	53	0	0	0	0	0	0	0	0
16:45	0	0	0	0	0	0	0	0	57	11	0	3	0	0	0	71	0	0	0	0	0	0	0	0
17:00	0	0	0	0	0	0	0	0	64	9	1	8	0	0	0	82	1	0	0	0	0	0	0	1
17:15	0	0	0	0	0	0	0	0	93	7	0	7	0	0	0	107	0	0	0	0	0	0	0	0
17:30	0	0	0	0	0	0	0	0	61	11	1	0	0	1	0	74	0	0	0	0	0	0	0	0
17:45	0	0	0	0	0	0	0	0	73	5	1	0	0	0	0	79	0	0	0	0	0	0	0	0
18:00	0	0	0	0	0	0	0	0	52	4	1	3	0	0	0	60	0	0	0	0	0	0	0	0
18:15	0	0	0	0	0	0	0	0	50	5	1	0	1	0	0	57	0	0	0	0	0	0	0	0
18:30	0	0	0	0	0	0	0	0	37	5	0	2	1	1	0	46	0	0	0	0	0	0	0	0
18:45	0	0	0	0	0	0	0	0	19	4	0	1	0	0	0	24	0	0	0	0	0	0	0	0
Start Time	Rolling Hour								Rolling Hour								Rolling Hour							
	Cars	LGV	OGV1	OGV2	Buses	M/C	Cycle	Total	Cars	LGV	OGV1	OGV2	Buses	M/C	Cycle	Total	Cars	LGV	OGV1	OGV2	Buses	M/C	Cycle	Total
07:00	0	1	0	0	0	0	0	1	227	71	4	23	0	0	0	325	0	0	0	0	0	0	0	0
07:15	0	1	0	0	0	0	0	1	217	74	5	23	1	2	0	322	0	0	0	0	0	0	0	0
07:30	1	1	0	0	0	0	0	2	206	73	5	26	1	2	0	313	0	0	0	0	0	0	0	0
07:45	1	1	0	0	0	0	0	2	198	67	8	25	1	2	0	301	0	0	0	0	0	0	0	0
08:00	1	0	0	0	0	0	0	1	188	59	9	28	1	2	0	287	0	0	0	0	0	0	0	0
08:15	1	0	0	0	0	0	0	1	187	52	12	24	0	0	0	275	0	0	0	0	0	0	0	0
08:30	0	0	0	0	0	0	0	0	188	50	13	26	3	0	0	280	1	0	0	0	0	0	0	1
08:45	0	0	0	0	0	0	0	0	206	55	12	29	5	0	0	307	1	0	0	0	0	0	0	1
09:00	0	0	0	0	0	0	0	0	201	57	13	31	5	0	0	307	1	0	0	0	0	0	0	1
16:00	0	1	0	0	0	0	0	1	222	58	2	15	0	1	0	298	0	0	0	0	0	0	0	0
16:15	0	1	0	0	0	0	0	1	224	44	3	16	0	0	0	287	1	0	0	0	0	0	0	1
16:30	0	0	0	0	0	0	0	0	258	34	2	19	0	0	0	313	1	0	0	0	0	0	0	1
16:45	0	0	0	0	0	0	0	0	275	38	2	18	0	1	0	334	1	0	0	0	0	0	0	1
17:00	0	0	0	0	0	0	0	0	291	32	3	15	0	1	0	342	1	0	0	0	0	0	0	1
17:15	0	0	0	0	0	0	0	0	279	27	3	10	0	1	0	320	0	0	0	0	0	0	0	0
17:30	0	0	0	0	0	0	0	0	236	25	4	3	1	1	0	270	0	0	0	0	0	0	0	0
17:45	0	0	0	0	0	0	0	0	212	19	3	5	2	1	0	242	0	0	0	0	0	0	0	0
18:00	0	0	0	0	0	0	0	0	158	18	2	6	2	1	0	187	0	0	0	0	0	0	0	0

# Intelligent Data Collection Limited



Client: Mott McDonald  
 Project Number: ID06180  
 Junction Number: Site 11

Date of Survey: 07.12.2021  
 Junction Name: A14 Milton Interchange  
 Junction Type: 5-arm Roundabout

Arm A: A10 (N)  
 Arm B: Cambridge Road (NE)

Arm C: A14 (E)  
 Arm D: A1309 Milton Road (S)

Arm E: A14 (W)

Time	A1 to C								A1 to B								A2 to A							
	Cars	LGV	OGV1	OGV2	Buses	M/C	Cycle	Total	Cars	LGV	OGV1	OGV2	Buses	M/C	Cycle	Total	Cars	LGV	OGV1	OGV2	Buses	M/C	Cycle	Total
07:00	0	0	0	0	0	0	0	0	0	0	0	0	0	0	0	0	0	0	0	0	0	0	0	0
07:15	0	0	0	0	0	0	0	0	0	0	0	0	0	0	0	0	0	0	0	0	0	0	0	0
07:30	0	0	0	0	0	0	0	0	0	0	0	0	0	0	0	0	0	0	0	0	0	0	0	0
07:45	0	0	0	0	0	0	0	0	0	0	0	0	0	0	0	0	0	0	0	0	0	0	0	0
08:00	0	0	0	0	0	0	0	0	0	0	0	0	0	0	0	0	0	0	0	0	0	0	0	0
08:15	0	0	0	0	0	0	0	0	0	0	0	0	0	0	0	0	0	0	0	0	0	0	0	0
08:30	0	0	0	0	0	0	0	0	0	0	0	0	0	0	0	0	0	0	0	0	0	0	0	0
08:45	0	0	0	0	0	0	0	0	0	0	0	0	0	0	0	0	0	0	0	0	0	0	0	0
09:00	0	0	0	0	0	0	0	0	0	0	0	0	0	0	0	0	0	0	0	0	0	0	0	0
09:15	0	0	0	0	0	0	0	0	0	0	0	0	0	0	0	0	0	0	0	0	0	0	0	0
09:30	0	0	0	0	0	0	0	0	0	0	0	0	0	0	0	0	0	0	0	0	0	0	0	0
09:45	0	0	0	0	0	0	0	0	0	0	0	0	0	0	0	0	0	0	0	0	0	0	0	0
16:00	0	0	0	0	0	0	0	0	0	0	0	0	0	0	0	0	0	0	0	0	0	0	0	0
16:15	0	0	0	0	0	0	0	0	0	0	0	0	0	0	0	0	0	0	0	0	0	0	0	0
16:30	0	0	0	0	0	0	0	0	0	0	0	0	0	0	0	0	0	0	0	0	0	0	0	0
16:45	0	0	0	0	0	0	0	0	0	0	0	0	0	0	0	0	0	0	0	0	0	0	0	0
17:00	1	0	0	0	0	0	0	1	0	0	0	0	0	0	0	0	0	0	0	0	0	0	0	0
17:15	0	0	0	0	0	0	0	0	0	0	0	0	0	0	0	0	0	0	0	0	0	0	0	0
17:30	0	0	0	0	0	0	0	0	0	0	0	0	0	0	0	0	0	0	0	0	0	0	0	0
17:45	0	0	0	0	0	0	0	0	0	0	0	0	0	0	0	0	0	0	0	0	0	0	0	0
18:00	0	0	0	0	0	0	0	0	0	0	0	0	0	0	0	0	0	0	0	0	0	0	0	0
18:15	0	0	0	0	0	0	0	0	0	0	0	0	0	0	0	0	0	0	0	0	0	0	0	0
18:30	0	0	0	0	0	0	0	0	0	0	0	0	0	0	0	0	0	0	0	0	0	0	0	0
18:45	0	0	0	0	0	0	0	0	0	0	0	0	0	0	0	0	0	0	0	0	0	0	0	0
Start Time	Rolling Hour								Rolling Hour								Rolling Hour							
	Cars	LGV	OGV1	OGV2	Buses	M/C	Cycle	Total	Cars	LGV	OGV1	OGV2	Buses	M/C	Cycle	Total	Cars	LGV	OGV1	OGV2	Buses	M/C	Cycle	Total
07:00	0	0	0	0	0	0	0	0	0	0	0	0	0	0	0	0	0	0	0	0	0	0	0	0
07:15	0	0	0	0	0	0	0	0	0	0	0	0	0	0	0	0	0	0	0	0	0	0	0	0
07:30	0	0	0	0	0	0	0	0	0	0	0	0	0	0	0	0	0	0	0	0	0	0	0	0
07:45	0	0	0	0	0	0	0	0	0	0	0	0	0	0	0	0	0	0	0	0	0	0	0	0
08:00	0	0	0	0	0	0	0	0	0	0	0	0	0	0	0	0	0	0	0	0	0	0	0	0
08:15	0	0	0	0	0	0	0	0	0	0	0	0	0	0	0	0	0	0	0	0	0	0	0	0
08:30	0	0	0	0	0	0	0	0	0	0	0	0	0	0	0	0	0	0	0	0	0	0	0	0
08:45	0	0	0	0	0	0	0	0	0	0	0	0	0	0	0	0	0	0	0	0	0	0	0	0
09:00	0	0	0	0	0	0	0	0	0	0	0	0	0	0	0	0	0	0	0	0	0	0	0	0
16:00	0	0	0	0	0	0	0	0	0	0	0	0	0	0	0	0	0	0	0	0	0	0	0	0
16:15	1	0	0	0	0	0	0	1	0	0	0	0	0	0	0	0	0	0	0	0	0	0	0	0
16:30	1	0	0	0	0	0	0	1	0	0	0	0	0	0	0	0	0	0	0	0	0	0	0	0
16:45	1	0	0	0	0	0	0	1	0	0	0	0	0	0	0	0	0	0	0	0	0	0	0	0
17:00	1	0	0	0	0	0	0	1	0	0	0	0	0	0	0	0	0	0	0	0	0	0	0	0
17:15	0	0	0	0	0	0	0	0	0	0	0	0	0	0	0	0	0	0	0	0	0	0	0	0
17:30	0	0	0	0	0	0	0	0	0	0	0	0	0	0	0	0	0	0	0	0	0	0	0	0
17:45	0	0	0	0	0	0	0	0	0	0	0	0	0	0	0	0	0	0	0	0	0	0	0	0
18:00	0	0	0	0	0	0	0	0	0	0	0	0	0	0	0	0	0	0	0	0	0	0	0	0

# Intelligent Data Collection Limited



Client: Mott McDonald  
 Project Number: ID06180  
 Junction Number: Site 11

Date of Survey: 07.12.2021  
 Junction Name: A14 Milton Interchange  
 Junction Type: 5-arm Roundabout

Arm A: A10 (N)  
 Arm B: Cambridge Road (NE)

Arm C: A14 (E)  
 Arm D: A1309 Milton Road (S)

Arm E: A14 (W)

Time	A2 to E								A2 to D								A2 to C							
	Cars	LGV	OGV1	OGV2	Buses	M/C	Cycle	Total	Cars	LGV	OGV1	OGV2	Buses	M/C	Cycle	Total	Cars	LGV	OGV1	OGV2	Buses	M/C	Cycle	Total
07:00	4	7	0	0	0	0	0	11	20	7	0	0	1	0	0	28	0	0	0	0	0	0	0	0
07:15	6	4	0	0	0	0	0	10	20	11	1	0	1	0	0	33	0	0	0	0	0	0	0	0
07:30	6	3	0	0	0	0	0	9	34	6	0	0	1	0	0	41	0	0	0	0	0	0	0	0
07:45	7	3	0	0	0	0	0	10	27	4	0	0	0	1	0	32	0	1	0	0	0	0	0	1
08:00	12	2	0	2	0	0	0	16	22	5	1	0	1	0	0	29	0	0	0	0	0	0	0	0
08:15	18	3	1	3	0	0	0	25	39	5	0	0	1	0	0	45	0	0	0	0	0	0	0	0
08:30	11	3	0	0	0	0	0	14	41	12	0	0	1	1	0	55	0	0	0	0	0	0	0	0
08:45	9	3	0	0	0	0	0	12	40	10	1	0	1	0	0	52	0	0	0	0	0	0	0	0
09:00	10	1	1	3	0	0	0	15	45	6	0	0	1	0	0	52	1	0	0	0	0	0	0	1
09:15	7	2	1	2	0	0	0	12	30	4	0	0	1	0	0	35	0	1	0	0	0	0	0	1
09:30	8	4	1	1	0	0	0	14	30	7	3	1	0	0	0	41	0	0	0	0	0	0	0	0
09:45	10	5	0	2	0	0	0	17	20	3	0	2	1	2	0	28	0	0	0	0	0	0	0	0
16:00	12	3	0	0	0	0	0	15	17	4	0	0	0	0	0	21	0	0	0	0	0	0	0	0
16:15	9	5	0	2	0	0	0	16	26	2	0	0	1	0	0	29	2	0	0	0	0	0	0	2
16:30	13	7	0	3	0	0	0	23	20	6	0	1	0	0	0	27	1	0	0	0	0	0	0	1
16:45	10	3	0	1	0	0	0	14	28	2	0	1	0	0	0	31	0	0	0	0	0	0	0	0
17:00	11	2	0	0	0	0	0	13	24	6	0	0	1	0	0	31	0	0	0	0	0	0	0	0
17:15	17	5	0	3	0	0	0	25	21	4	0	1	0	1	0	27	0	0	0	0	0	0	0	0
17:30	26	2	0	2	0	0	0	30	27	3	0	0	0	1	0	31	1	0	0	0	0	0	0	1
17:45	6	2	0	1	0	1	0	10	17	1	0	0	2	0	1	21	0	0	0	0	0	0	0	0
18:00	8	1	0	0	0	0	0	9	24	1	0	0	0	1	0	26	0	0	0	0	0	0	0	0
18:15	6	1	0	0	0	0	0	7	19	4	0	0	1	0	0	24	0	0	0	0	0	0	0	0
18:30	7	2	0	0	0	0	0	9	20	3	0	0	0	0	0	23	0	0	0	0	0	0	0	0
18:45	11	2	0	0	0	0	0	11	19	2	0	0	0	0	0	21	0	0	0	0	0	0	0	0
Start Time	Rolling Hour								Rolling Hour								Rolling Hour							
	Cars	LGV	OGV1	OGV2	Buses	M/C	Cycle	Total	Cars	LGV	OGV1	OGV2	Buses	M/C	Cycle	Total	Cars	LGV	OGV1	OGV2	Buses	M/C	Cycle	Total
07:00	23	17	0	0	0	0	0	40	101	28	1	0	3	1	0	134	0	1	0	0	0	0	0	1
07:15	31	12	0	2	0	0	0	45	103	26	2	0	3	1	0	135	0	1	0	0	0	0	0	1
07:30	43	11	1	5	0	0	0	60	122	20	1	0	3	1	0	147	0	1	0	0	0	0	0	1
07:45	48	11	1	5	0	0	0	65	129	26	1	0	3	2	0	161	0	1	0	0	0	0	0	1
08:00	50	11	1	5	0	0	0	67	142	32	2	0	4	1	0	181	0	0	0	0	0	0	0	0
08:15	48	10	2	6	0	0	0	66	165	33	1	0	4	1	0	204	1	0	0	0	0	0	0	1
08:30	37	9	2	5	0	0	0	53	156	32	1	0	4	1	0	194	1	1	0	0	0	0	0	2
08:45	34	10	3	6	0	0	0	53	145	27	4	1	3	0	0	180	1	1	0	0	0	0	0	2
09:00	35	12	3	8	0	0	0	58	125	20	3	3	3	2	0	156	1	1	0	0	0	0	0	2
16:00	44	18	0	6	0	0	0	68	91	14	0	2	1	0	0	108	3	0	0	0	0	0	0	3
16:15	43	17	0	6	0	0	0	66	98	16	0	2	2	0	0	118	3	0	0	0	0	0	0	3
16:30	51	17	0	7	0	0	0	75	93	18	0	3	1	1	0	116	1	0	0	0	0	0	0	1
16:45	64	12	0	6	0	0	0	82	100	15	0	2	1	2	0	120	1	0	0	0	0	0	0	1
17:00	60	11	0	6	0	1	0	78	89	14	0	1	3	2	1	110	1	0	0	0	0	0	0	1
17:15	57	10	0	6	0	1	0	74	89	9	0	1	2	3	1	105	1	0	0	0	0	0	0	1
17:30	46	6	0	3	0	1	0	56	87	9	0	0	3	2	1	102	1	0	0	0	0	0	0	1
17:45	27	6	0	1	0	1	0	35	80	9	0	0	3	1	1	94	0	0	0	0	0	0	0	0
18:00	32	4	0	0	0	0	0	36	82	10	0	0	1	1	0	94	0	0	0	0	0	0	0	0

# Intelligent Data Collection Limited



Client: Mott McDonald  
 Project Number: ID06180  
 Junction Number: Site 11

Date of Survey: 07.12.2021  
 Junction Name: A14 Milton Interchange  
 Junction Type: 5-arm Roundabout

Arm A: A10 (N)  
 Arm B: Cambridge Road (NE)

Arm C: A14 (E)  
 Arm D: A1309 Milton Road (S)

Arm E: A14 (W)

Time	A2 to B								A3 to A								A3 to E							
	Cars	LGV	OGV1	OGV2	Buses	M/C	Cycle	Total	Cars	LGV	OGV1	OGV2	Buses	M/C	Cycle	Total	Cars	LGV	OGV1	OGV2	Buses	M/C	Cycle	Total
07:00	0	0	0	0	0	0	0	0	0	0	0	0	0	0	0	0	0	0	0	0	0	0	0	0
07:15	0	0	0	0	0	0	0	0	0	0	0	0	0	0	0	0	0	0	0	0	0	0	0	0
07:30	0	0	0	0	0	0	0	0	0	0	0	0	0	0	0	0	0	0	0	0	0	0	0	0
07:45	0	0	0	0	0	0	0	0	0	0	0	0	0	0	0	0	0	0	0	0	0	0	0	0
08:00	0	0	0	0	0	0	0	0	0	0	0	0	0	0	0	0	0	0	0	0	0	0	0	0
08:15	0	0	0	0	0	0	0	0	0	0	0	0	0	0	0	0	0	0	0	0	0	0	0	0
08:30	0	0	0	0	0	0	0	0	0	0	0	0	0	0	0	0	0	0	0	0	0	0	0	0
08:45	0	0	0	0	0	0	0	0	0	0	0	0	0	0	0	0	0	0	0	0	0	0	0	0
09:00	0	0	0	0	0	0	0	0	0	0	0	0	0	0	0	0	0	0	0	0	0	0	0	0
09:15	0	0	0	0	0	0	0	0	0	0	0	0	0	0	0	0	0	0	0	0	0	0	0	0
09:30	0	0	0	0	0	0	0	0	0	0	0	0	0	0	0	0	0	0	0	0	0	0	0	0
09:45	0	0	0	0	0	0	0	0	0	0	0	0	0	0	0	0	0	0	0	0	0	0	0	0
16:00	0	0	0	0	0	0	0	0	0	0	0	0	0	0	0	0	0	0	0	0	0	0	0	0
16:15	0	0	0	0	0	0	0	0	0	0	0	0	0	0	0	0	0	0	0	0	0	0	0	0
16:30	0	0	0	0	0	0	0	0	0	0	0	0	0	0	0	0	0	0	0	0	0	0	0	0
16:45	0	0	0	0	0	0	0	0	0	0	0	0	0	0	0	0	0	0	0	0	0	0	0	0
17:00	0	0	0	0	0	0	0	0	0	0	0	0	0	0	0	0	0	0	0	0	0	0	0	0
17:15	0	0	0	0	0	0	0	0	0	0	0	0	0	0	0	0	0	0	0	0	0	0	0	0
17:30	0	0	0	0	0	0	0	0	0	0	0	0	0	0	0	0	0	0	0	0	0	0	0	0
17:45	0	0	0	0	0	0	0	0	0	0	0	0	0	0	0	0	0	0	0	0	0	0	0	0
18:00	0	0	0	0	0	0	0	0	0	0	0	0	0	0	0	0	0	0	0	0	0	0	0	0
18:15	0	0	0	0	0	0	0	0	0	0	0	0	0	0	0	0	0	0	0	0	0	0	0	0
18:30	0	0	0	0	0	0	0	0	0	0	0	0	0	0	0	0	0	0	0	0	0	0	0	0
18:45	0	0	0	0	0	0	0	0	0	0	0	0	0	0	0	0	0	0	0	0	0	0	0	0
Start Time	Rolling Hour								Rolling Hour								Rolling Hour							
	Cars	LGV	OGV1	OGV2	Buses	M/C	Cycle	Total	Cars	LGV	OGV1	OGV2	Buses	M/C	Cycle	Total	Cars	LGV	OGV1	OGV2	Buses	M/C	Cycle	Total
07:00	0	0	0	0	0	0	0	0	0	0	0	0	0	0	0	0	0	0	0	0	0	0	0	0
07:15	0	0	0	0	0	0	0	0	0	0	0	0	0	0	0	0	0	0	0	0	0	0	0	0
07:30	0	0	0	0	0	0	0	0	0	0	0	0	0	0	0	0	0	0	0	0	0	0	0	0
07:45	0	0	0	0	0	0	0	0	0	0	0	0	0	0	0	0	0	0	0	0	0	0	0	0
08:00	0	0	0	0	0	0	0	0	0	0	0	0	0	0	0	0	0	0	0	0	0	0	0	0
08:15	0	0	0	0	0	0	0	0	0	0	0	0	0	0	0	0	0	0	0	0	0	0	0	0
08:30	0	0	0	0	0	0	0	0	0	0	0	0	0	0	0	0	0	0	0	0	0	0	0	0
08:45	0	0	0	0	0	0	0	0	0	0	0	0	0	0	0	0	0	0	0	0	0	0	0	0
09:00	0	0	0	0	0	0	0	0	0	0	0	0	0	0	0	0	0	0	0	0	0	0	0	0
16:00	0	0	0	0	0	0	0	0	0	0	0	0	0	0	0	0	0	0	0	0	0	0	0	0
16:15	0	0	0	0	0	0	0	0	0	0	0	0	0	0	0	0	0	0	0	0	0	0	0	0
16:30	0	0	0	0	0	0	0	0	0	0	0	0	0	0	0	0	0	0	0	0	0	0	0	0
16:45	0	0	0	0	0	0	0	0	0	0	0	0	0	0	0	0	0	0	0	0	0	0	0	0
17:00	0	0	0	0	0	0	0	0	0	0	0	0	0	0	0	0	0	0	0	0	0	0	0	0
17:15	0	0	0	0	0	0	0	0	0	0	0	0	0	0	0	0	0	0	0	0	0	0	0	0
17:30	0	0	0	0	0	0	0	0	0	0	0	0	0	0	0	0	0	0	0	0	0	0	0	0
17:45	0	0	0	0	0	0	0	0	0	0	0	0	0	0	0	0	0	0	0	0	0	0	0	0
18:00	0	0	0	0	0	0	0	0	0	0	0	0	0	0	0	0	0	0	0	0	0	0	0	0



# Intelligent Data Collection Limited



Client: Mott McDonald  
 Project Number: ID06180  
 Junction Number: Site 11

Date of Survey: 07.12.2021  
 Junction Name: A14 Milton Interchange  
 Junction Type: 5-arm Roundabout

Arm A: A10 (N)  
 Arm B: Cambridge Road (NE)

Arm C: A14 (E)  
 Arm D: A1309 Milton Road (S)

Arm E: A14 (W)

Time	A3 to D								A3 to C								A3 to B							
	Cars	LGV	OGV1	OGV2	Buses	M/C	Cycle	Total	Cars	LGV	OGV1	OGV2	Buses	M/C	Cycle	Total	Cars	LGV	OGV1	OGV2	Buses	M/C	Cycle	Total
07:00	55	18	1	3	1	1	0	79	42	4	0	0	0	0	0	46	5	2	0	0	0	0	0	7
07:15	44	14	0	0	1	0	0	59	38	18	3	1	0	0	0	60	3	2	0	0	0	0	0	5
07:30	60	17	2	0	1	1	0	81	41	11	0	0	0	0	0	52	4	1	0	0	0	0	0	5
07:45	55	9	0	5	1	0	0	70	47	16	0	0	0	0	0	63	3	1	0	0	0	0	0	4
08:00	35	8	1	0	0	0	0	44	43	7	3	0	0	0	0	53	3	0	0	0	0	0	0	3
08:15	49	8	3	0	0	1	0	61	44	13	0	0	0	0	0	57	7	0	0	0	0	1	0	8
08:30	47	7	1	2	0	0	0	57	40	4	1	0	0	0	0	45	10	1	0	0	0	0	0	11
08:45	42	5	2	0	0	1	0	50	38	12	0	0	0	0	0	50	16	0	0	0	0	0	0	16
09:00	54	9	2	0	0	0	0	65	38	10	1	2	0	1	0	52	17	2	0	0	0	0	0	19
09:15	43	7	3	0	1	0	0	54	37	12	4	0	0	0	0	53	14	2	0	0	0	0	0	16
09:30	43	6	0	3	0	1	0	53	32	14	0	0	0	0	0	46	11	0	0	0	0	1	0	12
09:45	38	7	2	3	0	1	0	51	34	5	0	2	0	0	0	41	13	5	0	0	0	1	0	19
16:00	26	5	0	0	1	0	0	32	49	14	0	0	0	0	0	63	9	1	0	0	0	0	0	10
16:15	18	5	0	0	0	0	0	23	43	6	1	1	1	1	0	53	15	1	0	0	0	0	0	16
16:30	22	14	0	0	1	0	0	37	44	6	1	0	0	0	0	51	7	0	0	0	0	0	0	7
16:45	23	8	0	0	1	1	0	33	36	4	0	1	0	1	0	42	9	0	0	0	0	0	0	9
17:00	22	6	0	3	0	0	0	31	50	5	0	1	0	1	0	57	9	2	0	1	0	0	0	12
17:15	25	3	1	1	1	1	0	32	59	11	0	0	0	0	0	70	15	2	0	0	0	1	0	18
17:30	20	1	0	2	1	0	0	24	47	4	0	0	0	0	0	51	15	2	0	0	0	0	0	17
17:45	24	2	0	1	1	1	0	29	43	1	1	0	0	0	0	45	11	1	0	0	0	0	0	12
18:00	23	2	0	0	2	0	0	27	35	2	0	0	0	0	0	37	11	0	0	0	0	0	0	11
18:15	19	1	0	0	0	0	0	20	24	2	0	0	0	0	0	26	15	0	0	0	0	0	0	15
18:30	8	1	0	0	1	0	2	12	29	4	0	0	0	2	0	35	10	0	0	0	0	0	0	10
18:45	29	5	1	0	1	0	0	36	26	2	0	0	0	0	0	28	10	1	0	0	0	0	0	11
Start Time	Rolling Hour								Rolling Hour								Rolling Hour							
	Cars	LGV	OGV1	OGV2	Buses	M/C	Cycle	Total	Cars	LGV	OGV1	OGV2	Buses	M/C	Cycle	Total	Cars	LGV	OGV1	OGV2	Buses	M/C	Cycle	Total
07:00	214	58	3	8	4	2	0	289	168	49	3	1	0	0	0	221	15	6	0	0	0	0	0	21
07:15	194	48	3	5	3	1	0	254	169	52	6	1	0	0	0	228	13	4	0	0	0	0	0	17
07:30	199	42	6	5	2	2	0	256	175	47	3	0	0	0	0	225	17	2	0	0	0	1	0	20
07:45	186	32	5	7	1	1	0	232	174	40	4	0	0	0	0	218	23	2	0	0	0	1	0	26
08:00	173	28	7	2	0	2	0	212	165	36	4	0	0	0	0	205	36	1	0	0	0	1	0	38
08:15	192	29	8	2	0	2	0	233	160	39	2	2	0	1	0	204	50	3	0	0	0	1	0	54
08:30	186	28	8	2	1	1	0	226	153	38	6	2	0	1	0	200	57	5	0	0	0	0	0	62
08:45	182	27	7	3	1	2	0	222	145	48	5	2	0	1	0	201	58	4	0	0	0	1	0	63
09:00	178	29	7	6	1	2	0	223	141	41	5	4	0	1	0	192	55	9	0	0	0	2	0	66
16:00	89	32	0	0	3	1	0	125	172	30	2	2	1	2	0	209	40	2	0	0	0	0	0	42
16:15	85	33	0	3	2	1	0	124	173	21	2	3	1	3	0	203	40	3	0	1	0	0	0	44
16:30	92	31	1	4	3	2	0	133	189	26	1	2	0	2	0	220	40	4	0	1	0	1	0	46
16:45	90	18	1	6	3	2	0	120	192	24	0	2	0	2	0	220	48	6	0	1	0	1	0	56
17:00	91	12	1	7	3	2	0	116	199	21	1	1	0	1	0	223	50	7	0	1	0	1	0	59
17:15	92	8	1	4	5	2	0	112	184	18	1	0	0	0	0	203	52	5	0	0	0	1	0	58
17:30	86	6	0	3	4	1	0	100	149	9	1	0	0	0	0	159	52	3	0	0	0	0	0	55
17:45	74	6	0	1	4	1	2	88	131	9	1	0	0	2	0	143	47	1	0	0	0	0	0	48
18:00	79	9	1	0	4	0	2	95	114	10	0	0	0	2	0	126	46	1	0	0	0	0	0	47

# Intelligent Data Collection Limited



Client: Mott McDonald  
 Project Number: ID06180  
 Junction Number: Site 11

Date of Survey: 07.12.2021  
 Junction Name: A14 Milton Interchange  
 Junction Type: 5-arm Roundabout

Arm A: A10 (N)  
 Arm B: Cambridge Road (NE)

Arm C: A14 (E)  
 Arm D: A1309 Milton Road (S)

Arm E: A14 (W)

Time	B1 to B								B1 to A								B1 to E							
	Cars	LGV	OGV1	OGV2	Buses	M/C	Cycle	Total	Cars	LGV	OGV1	OGV2	Buses	M/C	Cycle	Total	Cars	LGV	OGV1	OGV2	Buses	M/C	Cycle	Total
07:00	0	1	0	0	0	0	0	1	4	1	0	0	0	0	0	5	20	3	0	0	1	0	0	24
07:15	1	0	0	0	0	0	0	1	7	1	0	0	0	0	0	8	15	6	1	0	3	0	0	25
07:30	0	0	0	0	0	0	0	0	9	1	0	0	0	0	0	10	31	6	0	0	0	0	0	37
07:45	1	0	0	0	0	0	0	1	3	1	0	0	0	0	0	4	23	12	3	1	0	0	0	39
08:00	0	0	0	0	0	0	0	0	4	0	0	0	0	0	0	4	23	12	0	1	0	0	0	36
08:15	0	0	0	0	0	0	0	0	3	1	0	0	0	1	0	5	17	12	0	0	0	0	0	29
08:30	0	0	0	0	0	0	0	0	7	0	0	0	0	1	0	8	28	6	0	0	1	0	0	35
08:45	0	0	0	0	0	0	0	0	5	1	0	0	0	0	0	6	29	9	0	0	0	0	0	38
09:00	0	0	0	0	0	0	0	0	4	2	0	0	0	0	0	6	22	9	0	0	0	0	0	31
09:15	0	0	0	0	0	0	0	0	2	0	0	0	0	0	0	2	28	5	1	0	0	0	0	34
09:30	1	0	0	0	0	0	0	1	2	0	0	0	0	0	0	2	28	4	1	0	0	0	0	33
09:45	0	0	0	0	0	0	0	0	1	1	0	0	0	0	0	2	27	12	0	1	0	0	0	40
16:00	0	0	0	0	0	0	0	0	3	0	0	0	0	0	0	3	38	6	0	0	0	0	0	44
16:15	0	0	0	0	0	0	0	0	3	1	0	0	0	0	0	4	34	7	0	0	0	0	0	41
16:30	0	0	0	0	0	0	0	0	2	0	0	0	0	0	0	2	36	3	0	1	0	0	0	40
16:45	1	0	0	0	0	0	0	1	6	1	0	0	0	0	0	7	42	6	1	0	0	0	0	49
17:00	0	0	0	0	0	0	0	0	3	0	0	0	0	0	0	3	57	3	0	0	0	0	0	60
17:15	0	0	0	0	0	0	0	0	4	0	0	0	0	0	0	4	35	4	0	0	0	0	0	39
17:30	0	0	0	0	0	0	0	0	4	0	0	0	0	1	0	5	47	8	0	0	0	0	0	55
17:45	0	0	0	0	0	0	0	0	5	1	0	0	0	0	0	6	58	3	0	0	0	0	0	61
18:00	0	1	0	0	0	0	0	1	8	0	0	0	0	0	0	8	39	4	0	1	0	0	0	44
18:15	0	0	0	0	0	0	0	0	7	0	0	0	0	0	0	7	38	4	0	0	0	0	0	42
18:30	0	0	0	0	0	0	0	0	3	0	0	0	0	0	0	3	33	2	0	0	0	0	0	35
18:45	0	0	0	0	0	0	0	0	12	0	0	0	0	0	0	12	25	1	1	0	0	0	0	27
Start Time	Rolling Hour								Rolling Hour								Rolling Hour							
	Cars	LGV	OGV1	OGV2	Buses	M/C	Cycle	Total	Cars	LGV	OGV1	OGV2	Buses	M/C	Cycle	Total	Cars	LGV	OGV1	OGV2	Buses	M/C	Cycle	Total
07:00	2	1	0	0	0	0	0	3	23	4	0	0	0	0	0	27	89	27	4	1	4	0	0	125
07:15	2	0	0	0	0	0	0	2	23	3	0	0	0	0	0	26	92	36	4	2	3	0	0	137
07:30	1	0	0	0	0	0	0	1	19	3	0	0	0	1	0	23	94	42	3	2	0	0	0	141
07:45	1	0	0	0	0	0	0	1	17	2	0	0	0	2	0	21	91	42	3	2	1	0	0	139
08:00	0	0	0	0	0	0	0	0	19	2	0	0	0	2	0	23	97	39	0	1	1	0	0	138
08:15	0	0	0	0	0	0	0	0	19	4	0	0	0	2	0	25	96	36	0	0	1	0	0	133
08:30	0	0	0	0	0	0	0	0	18	3	0	0	0	1	0	22	107	29	1	0	1	0	0	138
08:45	1	0	0	0	0	0	0	1	13	3	0	0	0	0	0	16	107	27	2	0	0	0	0	136
09:00	1	0	0	0	0	0	0	1	9	3	0	0	0	0	0	12	105	30	2	1	0	0	0	138
16:00	1	0	0	0	0	0	0	1	14	2	0	0	0	0	0	16	150	22	1	1	0	0	0	174
16:15	1	0	0	0	0	0	0	1	14	2	0	0	0	0	0	16	169	19	1	1	0	0	0	190
16:30	1	0	0	0	0	0	0	1	15	1	0	0	0	0	0	16	170	16	1	1	0	0	0	188
16:45	1	0	0	0	0	0	0	1	17	1	0	0	0	1	0	19	181	21	1	0	0	0	0	203
17:00	0	0	0	0	0	0	0	0	16	1	0	0	0	1	0	18	197	18	0	0	0	0	0	215
17:15	0	1	0	0	0	0	0	1	21	1	0	0	0	1	0	23	179	19	0	1	0	0	0	199
17:30	0	1	0	0	0	0	0	1	24	1	0	0	0	1	0	26	182	19	0	1	0	0	0	202
17:45	0	1	0	0	0	0	0	1	23	1	0	0	0	0	0	24	168	13	0	1	0	0	0	182
18:00	0	1	0	0	0	0	0	1	30	0	0	0	0	0	0	30	135	11	1	1	0	0	0	148

# Intelligent Data Collection Limited



Client: Mott McDonald  
 Project Number: ID06180  
 Junction Number: Site 11

Date of Survey: 07.12.2021  
 Junction Name: A14 Milton Interchange  
 Junction Type: 5-arm Roundabout

Arm A: A10 (N)  
 Arm B: Cambridge Road (NE)

Arm C: A14 (E)  
 Arm D: A1309 Milton Road (S)

Arm E: A14 (W)

Time	B1 to D								B1 to C								B2 to B							
	Cars	LGV	OGV1	OGV2	Buses	M/C	Cycle	Total	Cars	LGV	OGV1	OGV2	Buses	M/C	Cycle	Total	Cars	LGV	OGV1	OGV2	Buses	M/C	Cycle	Total
07:00	0	0	0	0	0	0	0	0	0	0	0	0	0	0	0	0	0	0	0	0	0	0	0	0
07:15	1	0	0	0	0	0	1	0	0	0	0	0	0	0	0	0	0	0	0	0	0	0	0	0
07:30	2	0	0	0	0	0	2	0	0	0	0	0	0	0	0	0	0	0	0	0	0	0	0	0
07:45	2	1	0	0	0	0	3	0	0	0	0	0	0	0	0	0	0	0	0	0	0	0	0	0
08:00	0	2	0	0	0	1	3	0	0	0	0	0	0	0	0	0	0	0	0	0	0	0	0	0
08:15	2	0	0	0	0	0	2	0	0	0	0	0	0	0	0	0	0	0	0	0	0	0	0	0
08:30	8	0	0	0	0	0	8	0	0	0	0	0	0	0	0	0	0	0	0	0	0	0	0	0
08:45	2	1	0	0	0	0	3	0	0	0	0	0	0	0	0	0	0	0	0	0	0	0	0	0
09:00	2	0	0	0	0	0	2	0	0	0	0	0	0	0	0	0	0	0	0	0	0	0	0	0
09:15	0	0	0	0	0	0	0	0	0	0	0	0	0	0	0	0	0	0	0	0	0	0	0	0
09:30	0	0	0	0	0	0	0	0	0	0	0	0	0	0	0	0	0	0	0	0	0	0	0	0
09:45	2	0	0	0	0	0	2	0	0	0	0	0	0	0	0	0	0	0	0	0	0	0	0	0
16:00	1	1	0	0	0	0	2	0	0	0	0	0	0	0	0	0	0	0	0	0	0	0	0	0
16:15	5	0	1	0	0	0	6	0	0	0	0	0	0	0	0	0	0	0	0	0	0	0	0	0
16:30	4	2	0	0	0	0	6	0	0	0	0	0	0	0	0	0	0	0	0	0	0	0	0	0
16:45	3	1	0	0	0	0	4	0	0	0	0	0	0	0	0	0	0	0	0	0	0	0	0	0
17:00	3	0	0	0	0	0	3	0	0	0	0	0	0	0	0	0	0	0	0	0	0	0	0	0
17:15	2	0	0	0	0	0	2	0	0	0	0	0	0	0	0	0	0	0	0	0	0	0	0	0
17:30	3	0	0	0	0	0	3	0	0	0	0	0	0	0	0	0	0	0	0	0	0	0	0	0
17:45	3	1	0	0	0	0	4	0	0	0	0	0	0	0	0	0	0	0	0	0	0	0	0	0
18:00	2	0	0	0	0	0	2	0	0	0	0	0	0	0	0	0	0	0	0	0	0	0	0	0
18:15	2	0	0	0	0	0	2	0	0	0	0	0	0	0	0	0	0	0	0	0	0	0	0	0
18:30	1	2	0	0	0	0	3	0	0	0	0	0	0	0	0	0	0	0	0	0	0	0	0	0
18:45	2	0	0	0	0	0	2	0	0	0	0	0	0	0	0	0	0	0	0	0	0	0	0	0
Start Time	Rolling Hour							Total	Rolling Hour							Total	Rolling Hour							Total
07:00	5	1	0	0	0	0	6	0	0	0	0	0	0	0	0	0	0	0	0	0	0	0	0	0
07:15	5	3	0	0	0	1	9	0	0	0	0	0	0	0	0	0	0	0	0	0	0	0	0	0
07:30	6	3	0	0	0	1	10	0	0	0	0	0	0	0	0	0	0	0	0	0	0	0	0	0
07:45	12	3	0	0	0	1	16	0	0	0	0	0	0	0	0	0	0	0	0	0	0	0	0	0
08:00	12	3	0	0	0	1	16	0	0	0	0	0	0	0	0	0	0	0	0	0	0	0	0	0
08:15	14	1	0	0	0	0	15	0	0	0	0	0	0	0	0	0	0	0	0	0	0	0	0	0
08:30	12	1	0	0	0	0	13	0	0	0	0	0	0	0	0	0	0	0	0	0	0	0	0	0
08:45	4	1	0	0	0	0	5	0	0	0	0	0	0	0	0	0	0	0	0	0	0	0	0	0
09:00	4	0	0	0	0	0	4	0	0	0	0	0	0	0	0	0	0	0	0	0	0	0	0	0
16:00	13	4	1	0	0	0	18	0	0	0	0	0	0	0	0	0	0	0	0	0	0	0	0	0
16:15	15	3	1	0	0	0	19	0	0	0	0	0	0	0	0	0	0	0	0	0	0	0	0	0
16:30	12	3	0	0	0	0	15	0	0	0	0	0	0	0	0	0	0	0	0	0	0	0	0	0
16:45	11	1	0	0	0	0	12	0	0	0	0	0	0	0	0	0	0	0	0	0	0	0	0	0
17:00	11	1	0	0	0	0	12	0	0	0	0	0	0	0	0	0	0	0	0	0	0	0	0	0
17:15	10	1	0	0	0	0	11	0	0	0	0	0	0	0	0	0	0	0	0	0	0	0	0	0
17:30	10	1	0	0	0	0	11	0	0	0	0	0	0	0	0	0	0	0	0	0	0	0	0	0
17:45	8	3	0	0	0	0	11	0	0	0	0	0	0	0	0	0	0	0	0	0	0	0	0	0
18:00	7	2	0	0	0	0	9	0	0	0	0	0	0	0	0	0	0	0	0	0	0	0	0	0

# Intelligent Data Collection Limited



Client: Mott McDonald  
 Project Number: ID06180  
 Junction Number: Site 11

Date of Survey: 07.12.2021  
 Junction Name: A14 Milton Interchange  
 Junction Type: 5-arm Roundabout

Arm A: A10 (N)  
 Arm B: Cambridge Road (NE)

Arm C: A14 (E)  
 Arm D: A1309 Milton Road (S)

Arm E: A14 (W)

Time	B2 to A								B2 to E								B2 to D							
	Cars	LGV	OGV1	OGV2	Buses	M/C	Cycle	Total	Cars	LGV	OGV1	OGV2	Buses	M/C	Cycle	Total	Cars	LGV	OGV1	OGV2	Buses	M/C	Cycle	Total
07:00	0	0	0	0	0	0	0	0	1	1	0	0	1	0	0	3	24	6	0	1	1	0	0	32
07:15	0	0	0	0	0	0	0	0	1	1	0	0	0	0	0	2	22	5	0	0	0	1	0	28
07:30	0	0	0	0	0	0	0	0	1	1	0	0	0	0	0	2	32	9	1	0	1	0	0	43
07:45	0	0	0	0	0	0	0	0	1	0	0	0	0	0	0	1	38	12	0	0	0	1	0	51
08:00	0	0	0	0	0	0	0	0	2	2	0	0	0	0	0	4	20	5	0	0	1	0	0	26
08:15	0	0	0	0	0	0	0	0	2	1	0	0	0	0	0	3	27	8	0	0	1	0	0	36
08:30	0	0	0	0	0	0	0	0	0	0	0	0	0	0	0	0	29	5	1	0	1	0	0	36
08:45	0	0	0	0	0	0	0	0	2	0	0	0	0	0	0	2	33	4	1	0	0	0	0	38
09:00	0	0	0	0	0	0	0	0	0	0	0	0	0	0	0	0	37	7	0	0	0	0	0	44
09:15	0	0	0	0	0	0	0	0	1	1	0	0	0	0	0	2	28	9	0	0	0	0	0	37
09:30	0	0	0	0	0	0	0	0	0	0	0	0	0	0	0	0	37	6	0	1	0	0	0	44
09:45	0	0	0	0	0	0	0	0	0	0	0	0	0	0	0	0	30	6	0	0	0	0	0	36
16:00	0	0	0	0	0	0	0	0	2	0	0	0	0	0	0	2	37	5	0	0	1	0	0	43
16:15	0	0	0	0	0	0	0	0	1	2	0	0	0	0	0	3	33	8	0	0	0	0	0	41
16:30	0	0	0	0	0	0	0	0	2	0	0	0	0	0	0	2	43	2	0	0	0	0	0	45
16:45	0	0	0	0	0	0	0	0	1	0	0	0	0	0	0	1	19	2	0	0	0	1	0	22
17:00	0	0	0	0	0	0	0	0	0	0	0	0	0	0	0	0	26	4	0	0	0	0	0	30
17:15	0	0	0	0	0	0	0	0	3	0	0	0	0	0	0	3	33	4	0	0	1	1	0	39
17:30	0	0	0	0	0	0	0	0	1	0	0	0	0	0	0	1	38	5	0	0	0	0	0	43
17:45	0	0	0	0	0	0	0	0	0	1	0	0	0	0	0	1	28	2	0	0	0	0	0	30
18:00	0	0	0	0	0	0	0	0	0	0	0	0	0	0	0	0	40	4	0	1	1	0	0	46
18:15	0	0	0	0	0	0	0	0	3	0	0	0	0	0	0	3	31	4	0	0	0	0	0	35
18:30	0	0	0	0	0	0	0	0	0	0	0	0	0	0	0	0	29	4	0	0	0	1	0	34
18:45	0	0	0	0	0	0	0	0	1	1	0	0	0	0	0	2	40	4	0	0	1	0	0	45
Start Time	Rolling Hour								Rolling Hour								Rolling Hour							
	Cars	LGV	OGV1	OGV2	Buses	M/C	Cycle	Total	Cars	LGV	OGV1	OGV2	Buses	M/C	Cycle	Total	Cars	LGV	OGV1	OGV2	Buses	M/C	Cycle	Total
07:00	0	0	0	0	0	0	0	0	4	3	0	0	1	0	0	8	116	32	1	1	2	2	0	154
07:15	0	0	0	0	0	0	0	0	5	4	0	0	0	0	0	9	112	31	1	0	2	2	0	148
07:30	0	0	0	0	0	0	0	0	6	4	0	0	0	0	0	10	117	34	1	0	3	1	0	156
07:45	0	0	0	0	0	0	0	0	5	3	0	0	0	0	0	8	114	30	1	0	3	1	0	149
08:00	0	0	0	0	0	0	0	0	6	3	0	0	0	0	0	9	109	22	2	0	3	0	0	136
08:15	0	0	0	0	0	0	0	0	4	1	0	0	0	0	0	5	126	24	2	0	2	0	0	154
08:30	0	0	0	0	0	0	0	0	3	1	0	0	0	0	0	4	127	25	2	0	1	0	0	155
08:45	0	0	0	0	0	0	0	0	3	1	0	0	0	0	0	4	135	26	1	1	0	0	0	163
09:00	0	0	0	0	0	0	0	0	1	1	0	0	0	0	0	2	132	28	0	1	0	0	0	161
16:00	0	0	0	0	0	0	0	0	6	2	0	0	0	0	0	8	132	17	0	0	1	1	0	151
16:15	0	0	0	0	0	0	0	0	4	2	0	0	0	0	0	6	121	16	0	0	0	1	0	138
16:30	0	0	0	0	0	0	0	0	6	0	0	0	0	0	0	6	121	12	0	0	1	2	0	136
16:45	0	0	0	0	0	0	0	0	5	0	0	0	0	0	0	5	116	15	0	0	1	2	0	134
17:00	0	0	0	0	0	0	0	0	4	1	0	0	0	0	0	5	125	15	0	0	1	1	0	142
17:15	0	0	0	0	0	0	0	0	4	1	0	0	0	0	0	5	139	15	0	1	2	1	0	158
17:30	0	0	0	0	0	0	0	0	4	1	0	0	0	0	0	5	137	15	0	1	1	0	0	154
17:45	0	0	0	0	0	0	0	0	3	1	0	0	0	0	0	4	128	14	0	1	1	1	0	145
18:00	0	0	0	0	0	0	0	0	4	1	0	0	0	0	0	5	140	16	0	1	2	1	0	160

# Intelligent Data Collection Limited



Client: Mott McDonald  
 Project Number: ID06180  
 Junction Number: Site 11

Date of Survey: 07.12.2021  
 Junction Name: A14 Milton Interchange  
 Junction Type: 5-arm Roundabout

Arm A: A10 (N)  
 Arm B: Cambridge Road (NE)

Arm C: A14 (E)  
 Arm D: A1309 Milton Road (S)

Arm E: A14 (W)

Time	B2 to C							C1 to C							C1 to B									
	Cars	LGV	OGV1	OGV2	Buses	M/C	Cycle	Total	Cars	LGV	OGV1	OGV2	Buses	M/C	Cycle	Total	Cars	LGV	OGV1	OGV2	Buses	M/C	Cycle	Total
07:00	14	1	0	0	0	0	0	15	1	0	0	0	0	0	0	1	8	2	0	0	0	0	0	10
07:15	15	7	1	0	1	0	0	24	0	0	0	0	0	0	0	0	15	12	0	0	0	0	0	27
07:30	23	4	0	0	2	0	0	29	0	0	0	0	0	0	0	0	20	9	0	0	0	0	0	29
07:45	18	7	0	0	0	0	0	25	1	0	0	0	0	0	0	1	30	11	0	0	0	0	0	41
08:00	32	6	0	0	0	0	0	38	0	0	0	0	0	0	0	0	14	8	0	0	0	0	0	22
08:15	31	9	0	1	0	0	0	41	0	0	0	0	0	0	0	0	15	5	0	0	0	0	0	20
08:30	27	5	1	0	0	0	0	33	0	0	0	0	0	0	0	0	29	2	0	0	1	0	0	32
08:45	17	7	0	0	0	0	0	24	2	0	0	0	0	0	0	2	17	8	0	0	1	0	0	26
09:00	42	9	0	0	0	0	0	51	0	0	0	0	0	0	0	0	14	5	0	0	1	0	0	20
09:15	30	7	1	0	0	0	0	38	1	0	0	0	0	0	0	1	13	5	1	0	0	0	0	19
09:30	21	4	2	0	0	0	0	27	0	0	0	0	0	0	0	0	13	2	1	0	0	0	0	16
09:45	22	8	0	0	0	0	0	30	0	0	0	0	0	0	0	0	10	3	0	0	0	0	0	13
16:00	42	10	0	0	0	0	0	52	0	0	0	0	0	0	0	0	19	4	0	0	1	0	0	24
16:15	38	5	0	0	0	0	0	43	0	0	0	0	0	0	0	0	22	3	0	1	0	0	0	26
16:30	32	10	0	0	0	1	0	43	0	0	0	0	0	0	0	0	28	6	0	1	0	0	0	35
16:45	36	2	0	0	0	0	0	38	2	0	0	0	0	0	0	2	23	4	0	0	0	0	0	27
17:00	43	5	0	0	0	0	0	48	0	0	0	0	0	0	0	0	27	2	0	0	0	0	0	29
17:15	38	1	0	1	0	0	0	40	0	0	0	0	0	0	0	0	34	4	0	0	1	0	0	39
17:30	29	4	0	0	0	0	0	33	0	0	0	0	0	0	0	0	26	4	0	0	0	0	0	30
17:45	50	4	0	1	0	0	0	55	1	0	0	0	0	0	0	1	35	4	0	0	0	0	0	39
18:00	39	1	0	0	0	0	0	40	0	0	0	0	0	0	0	0	27	2	0	0	0	0	0	29
18:15	32	1	0	0	0	1	0	34	0	0	0	0	0	0	0	0	34	1	0	0	0	0	0	35
18:30	38	2	0	0	0	0	0	40	1	2	0	0	0	0	0	3	13	0	0	0	0	0	0	13
18:45	20	1	0	1	0	0	0	22	0	0	0	0	0	0	0	0	20	1	0	0	0	0	0	21
Start Time	Rolling Hour							Total	Rolling Hour							Total	Rolling Hour							Total
07:00	70	19	1	0	3	0	0	93	2	0	0	0	0	0	0	2	73	34	0	0	0	0	0	107
07:15	88	24	1	0	3	0	0	116	1	0	0	0	0	0	0	1	79	40	0	0	0	0	0	119
07:30	104	26	0	1	2	0	0	133	1	0	0	0	0	0	0	1	79	33	0	0	0	0	0	112
07:45	108	27	1	1	0	0	0	137	1	0	0	0	0	0	0	1	88	26	0	0	1	0	0	115
08:00	107	27	1	1	0	0	0	136	2	0	0	0	0	0	0	2	75	23	0	0	2	0	0	100
08:15	117	30	1	1	0	0	0	149	2	0	0	0	0	0	0	2	75	20	0	0	3	0	0	98
08:30	116	28	2	0	0	0	0	146	3	0	0	0	0	0	0	3	73	20	1	0	3	0	0	97
08:45	110	27	3	0	0	0	0	140	3	0	0	0	0	0	0	3	57	20	2	0	2	0	0	81
09:00	115	28	3	0	0	0	0	146	1	0	0	0	0	0	0	1	50	15	2	0	1	0	0	68
16:00	148	27	0	0	0	1	0	176	2	0	0	0	0	0	0	2	92	17	0	2	1	0	0	112
16:15	149	22	0	0	0	1	0	172	2	0	0	0	0	0	0	2	100	15	0	2	0	0	0	117
16:30	149	18	0	1	0	1	0	169	2	0	0	0	0	0	0	2	112	16	0	1	1	0	0	130
16:45	146	12	0	1	0	0	0	159	2	0	0	0	0	0	0	2	110	14	0	0	1	0	0	125
17:00	160	14	0	2	0	0	0	176	1	0	0	0	0	0	0	1	122	14	0	0	1	0	0	137
17:15	156	10	0	2	0	0	0	168	1	0	0	0	0	0	0	1	122	14	0	0	1	0	0	137
17:30	150	10	0	1	0	1	0	162	1	0	0	0	0	0	0	1	122	11	0	0	0	0	0	133
17:45	159	8	0	1	0	1	0	169	2	2	0	0	0	0	0	4	109	7	0	0	0	0	0	116
18:00	129	5	0	1	0	1	0	136	1	2	0	0	0	0	0	3	94	4	0	0	0	0	0	98

# Intelligent Data Collection Limited



Client: Mott McDonald  
 Project Number: ID06180  
 Junction Number: Site 11

Date of Survey: 07.12.2021  
 Junction Name: A14 Milton Interchange  
 Junction Type: 5-arm Roundabout

Arm A: A10 (N)  
 Arm B: Cambridge Road (NE)

Arm C: A14 (E)  
 Arm D: A1309 Milton Road (S)

Arm E: A14 (W)

Time	C1 to A								C1 to E								C1 to D							
	Cars	LGV	OGV1	OGV2	Buses	M/C	Cycle	Total	Cars	LGV	OGV1	OGV2	Buses	M/C	Cycle	Total	Cars	LGV	OGV1	OGV2	Buses	M/C	Cycle	Total
07:00	25	11	1	0	0	1	0	38	0	0	0	0	0	0	0	0	0	0	0	0	0	0	0	0
07:15	43	9	0	3	0	0	0	55	0	0	0	0	0	0	0	0	0	0	0	0	0	0	0	0
07:30	45	9	3	1	0	0	0	58	0	0	0	0	0	0	0	0	0	0	0	0	0	0	0	0
07:45	47	7	0	1	0	1	0	56	0	0	0	0	0	0	0	0	0	0	0	0	0	0	0	0
08:00	63	4	3	0	0	0	0	70	0	0	0	0	0	0	0	0	0	0	0	0	0	0	0	0
08:15	58	4	1	0	0	1	0	64	0	0	0	0	0	0	0	0	0	0	0	0	0	0	0	0
08:30	53	10	3	1	0	1	0	68	0	0	0	0	0	0	0	0	0	0	0	0	0	0	0	0
08:45	51	8	2	1	0	0	0	62	0	0	0	0	0	0	0	0	0	0	0	0	0	0	0	0
09:00	48	6	1	1	0	0	0	56	0	0	0	0	0	0	0	0	0	0	0	0	0	0	0	0
09:15	33	8	1	1	0	1	0	44	0	0	0	0	0	0	0	0	0	0	0	0	0	0	0	0
09:30	41	7	1	2	1	0	0	52	0	0	0	0	0	0	0	0	0	0	0	0	0	0	0	0
09:45	34	9	2	1	0	0	0	46	0	0	0	0	0	0	0	0	0	0	0	0	0	0	0	0
16:00	49	10	2	0	0	0	0	61	0	0	0	0	0	0	0	0	0	0	0	0	0	0	0	0
16:15	34	7	0	0	0	0	0	41	0	0	0	0	0	0	0	0	0	0	0	0	0	0	0	0
16:30	48	9	0	1	0	0	0	58	0	0	0	0	0	0	0	0	0	0	0	0	0	0	0	0
16:45	44	6	2	0	0	1	0	53	0	0	0	0	0	0	0	0	0	0	0	0	0	0	0	0
17:00	53	8	1	0	0	0	0	62	0	0	0	0	0	0	0	0	0	0	0	0	0	0	0	0
17:15	46	7	0	0	0	0	0	53	0	0	0	0	0	0	0	0	0	0	0	0	0	0	0	0
17:30	56	6	1	0	0	0	0	63	0	0	0	0	0	0	0	0	0	0	0	0	0	0	0	0
17:45	47	5	0	0	0	0	0	52	0	0	0	0	0	0	0	0	0	0	0	0	0	0	0	0
18:00	48	5	0	0	0	0	0	53	0	0	0	0	0	0	0	0	0	0	0	0	0	0	0	0
18:15	34	4	0	0	0	0	0	38	0	0	0	0	0	0	0	0	0	0	0	0	0	0	0	0
18:30	31	4	0	0	0	1	0	36	0	0	0	0	0	0	0	0	0	0	0	0	0	0	0	0
18:45	28	2	0	0	0	0	0	30	0	0	0	0	0	0	0	0	0	0	0	0	0	0	0	0
Start Time	Rolling Hour							Total	Rolling Hour							Total	Rolling Hour							Total
07:00	160	36	4	5	0	2	0	207	0	0	0	0	0	0	0	0	0	0	0	0	0	0	0	0
07:15	198	29	6	5	0	1	0	239	0	0	0	0	0	0	0	0	0	0	0	0	0	0	0	0
07:30	213	24	7	2	0	2	0	248	0	0	0	0	0	0	0	0	0	0	0	0	0	0	0	0
07:45	221	25	7	2	0	3	0	258	0	0	0	0	0	0	0	0	0	0	0	0	0	0	0	0
08:00	225	26	9	2	0	2	0	264	0	0	0	0	0	0	0	0	0	0	0	0	0	0	0	0
08:15	210	28	7	3	0	2	0	250	0	0	0	0	0	0	0	0	0	0	0	0	0	0	0	0
08:30	185	32	7	4	0	2	0	230	0	0	0	0	0	0	0	0	0	0	0	0	0	0	0	0
08:45	173	29	5	5	1	1	0	214	0	0	0	0	0	0	0	0	0	0	0	0	0	0	0	0
09:00	156	30	5	5	1	1	0	198	0	0	0	0	0	0	0	0	0	0	0	0	0	0	0	0
16:00	175	32	4	1	0	1	0	213	0	0	0	0	0	0	0	0	0	0	0	0	0	0	0	0
16:15	179	30	3	1	0	1	0	214	0	0	0	0	0	0	0	0	0	0	0	0	0	0	0	0
16:30	191	30	3	1	0	1	0	226	0	0	0	0	0	0	0	0	0	0	0	0	0	0	0	0
16:45	199	27	4	0	0	1	0	231	0	0	0	0	0	0	0	0	0	0	0	0	0	0	0	0
17:00	202	26	2	0	0	0	0	230	0	0	0	0	0	0	0	0	0	0	0	0	0	0	0	0
17:15	197	23	1	0	0	0	0	221	0	0	0	0	0	0	0	0	0	0	0	0	0	0	0	0
17:30	185	20	1	0	0	0	0	206	0	0	0	0	0	0	0	0	0	0	0	0	0	0	0	0
17:45	160	18	0	0	0	1	0	179	0	0	0	0	0	0	0	0	0	0	0	0	0	0	0	0
18:00	141	15	0	0	0	1	0	157	0	0	0	0	0	0	0	0	0	0	0	0	0	0	0	0

# Intelligent Data Collection Limited



Client: Mott McDonald  
 Project Number: ID06180  
 Junction Number: Site 11

Date of Survey: 07.12.2021  
 Junction Name: A14 Milton Interchange  
 Junction Type: 5-arm Roundabout

Arm A: A10 (N)  
 Arm B: Cambridge Road (NE)

Arm C: A14 (E)  
 Arm D: A1309 Milton Road (S)

Arm E: A14 (W)

Time	C2 to C								C2 to B								C2 to A							
	Cars	LGV	OGV1	OGV2	Buses	M/C	Cycle	Total	Cars	LGV	OGV1	OGV2	Buses	M/C	Cycle	Total	Cars	LGV	OGV1	OGV2	Buses	M/C	Cycle	Total
07:00	0	0	0	0	0	0	0	0	1	0	0	0	0	0	0	1	1	1	0	0	0	0	0	2
07:15	0	0	0	0	0	0	0	0	1	1	0	0	0	0	0	2	0	1	0	0	0	0	0	1
07:30	0	0	0	0	0	0	0	0	0	0	0	0	0	0	0	0	2	0	0	0	0	0	0	2
07:45	0	0	0	0	0	0	0	0	0	0	0	0	0	0	0	0	3	1	0	0	0	0	0	4
08:00	0	0	0	0	0	0	0	0	0	0	0	0	0	0	0	0	3	1	0	0	0	0	0	4
08:15	0	0	0	0	0	0	0	0	0	0	0	0	0	0	0	0	3	0	0	0	0	1	0	4
08:30	0	0	0	0	0	0	0	0	1	0	0	0	0	0	0	1	4	2	0	0	0	0	0	6
08:45	0	0	0	0	0	0	0	0	1	0	0	0	0	0	0	1	6	0	0	0	0	0	0	6
09:00	0	0	0	0	0	0	0	0	0	0	0	0	0	0	0	0	3	0	0	0	0	0	0	3
09:15	0	0	0	0	0	0	0	0	0	0	0	0	0	0	0	0	1	1	0	0	0	0	0	2
09:30	0	0	0	0	0	0	0	0	1	0	0	0	0	0	0	1	4	1	0	0	0	0	0	5
09:45	0	0	0	0	0	0	0	0	0	0	0	0	0	0	0	0	0	0	0	0	1	0	0	1
16:00	0	0	0	0	0	0	0	0	0	1	0	0	0	0	0	1	1	0	0	0	0	0	0	1
16:15	0	0	0	0	0	0	0	0	0	0	0	0	0	0	0	0	1	2	0	0	0	0	0	3
16:30	0	0	0	0	0	0	0	0	0	0	0	0	0	0	0	0	3	1	0	0	0	0	0	4
16:45	0	0	0	0	0	0	0	0	0	0	0	0	0	0	0	0	6	0	0	0	0	1	0	7
17:00	0	0	0	0	0	0	0	0	0	0	0	0	0	0	0	0	3	0	0	0	0	0	0	3
17:15	0	0	0	0	0	0	0	0	0	0	0	0	0	0	0	0	4	0	0	0	0	0	0	4
17:30	0	0	0	0	0	0	0	0	1	0	0	0	0	0	0	1	5	3	0	0	0	0	0	8
17:45	0	0	0	0	0	0	0	0	0	0	0	0	0	0	0	0	3	1	0	0	0	0	0	4
18:00	0	0	0	0	0	0	0	0	2	0	0	0	0	0	0	2	0	0	0	0	0	0	0	0
18:15	0	0	0	0	0	0	0	0	0	0	0	0	0	0	0	0	7	1	0	0	0	0	0	8
18:30	0	0	0	0	0	0	0	0	0	0	0	0	0	0	0	0	2	0	0	0	0	0	0	2
18:45	0	0	0	0	0	0	0	0	0	0	0	0	0	0	0	0	0	0	0	0	0	1	0	1
Start Time	Rolling Hour								Rolling Hour								Rolling Hour							
	Cars	LGV	OGV1	OGV2	Buses	M/C	Cycle	Total	Cars	LGV	OGV1	OGV2	Buses	M/C	Cycle	Total	Cars	LGV	OGV1	OGV2	Buses	M/C	Cycle	Total
07:00	0	0	0	0	0	0	0	0	2	1	0	0	0	0	0	3	6	3	0	0	0	0	0	9
07:15	0	0	0	0	0	0	0	0	1	1	0	0	0	0	0	2	8	3	0	0	0	0	0	11
07:30	0	0	0	0	0	0	0	0	0	0	0	0	0	0	0	0	11	2	0	0	0	1	0	14
07:45	0	0	0	0	0	0	0	0	1	0	0	0	0	0	0	1	13	4	0	0	0	1	0	18
08:00	0	0	0	0	0	0	0	0	2	0	0	0	0	0	0	2	16	3	0	0	0	1	0	20
08:15	0	0	0	0	0	0	0	0	2	0	0	0	0	0	0	2	16	2	0	0	0	1	0	19
08:30	0	0	0	0	0	0	0	0	2	0	0	0	0	0	0	2	14	3	0	0	0	0	0	17
08:45	0	0	0	0	0	0	0	0	2	0	0	0	0	0	0	2	14	2	0	0	0	0	0	16
09:00	0	0	0	0	0	0	0	0	1	0	0	0	0	0	0	1	8	2	0	0	1	0	0	11
16:00	0	0	0	0	0	0	0	0	0	1	0	0	0	0	0	1	11	3	0	0	0	1	0	15
16:15	0	0	0	0	0	0	0	0	0	0	0	0	0	0	0	0	13	3	0	0	0	1	0	17
16:30	0	0	0	0	0	0	0	0	0	0	0	0	0	0	0	0	16	1	0	0	0	1	0	18
16:45	0	0	0	0	0	0	0	0	1	0	0	0	0	0	0	1	18	3	0	0	0	1	0	22
17:00	0	0	0	0	0	0	0	0	1	0	0	0	0	0	0	1	15	4	0	0	0	0	0	19
17:15	0	0	0	0	0	0	0	0	3	0	0	0	0	0	0	3	12	4	0	0	0	0	0	16
17:30	0	0	0	0	0	0	0	0	3	0	0	0	0	0	0	3	15	5	0	0	0	0	0	20
17:45	0	0	0	0	0	0	0	0	2	0	0	0	0	0	0	2	12	2	0	0	0	0	0	14
18:00	0	0	0	0	0	0	0	0	2	0	0	0	0	0	0	2	9	1	0	0	0	1	0	11

# Intelligent Data Collection Limited



Client: Mott McDonald  
 Project Number: ID06180  
 Junction Number: Site 11

Date of Survey: 07.12.2021  
 Junction Name: A14 Milton Interchange  
 Junction Type: 5-arm Roundabout

Arm A: A10 (N)  
 Arm B: Cambridge Road (NE)

Arm C: A14 (E)  
 Arm D: A1309 Milton Road (S)

Arm E: A14 (W)

Time	C2 to E								C2 to D								C3 to C							
	Cars	LGV	OGV1	OGV2	Buses	M/C	Cycle	Total	Cars	LGV	OGV1	OGV2	Buses	M/C	Cycle	Total	Cars	LGV	OGV1	OGV2	Buses	M/C	Cycle	Total
07:00	0	0	0	0	0	0	0	0	19	1	0	0	0	0	0	20	0	0	0	0	0	0	0	0
07:15	0	0	0	0	0	0	0	0	26	4	0	0	0	0	0	30	0	0	0	0	0	0	0	0
07:30	0	0	0	0	0	0	0	0	28	5	0	0	0	0	0	33	0	0	0	0	0	0	0	0
07:45	0	0	0	0	0	0	0	0	44	4	0	0	0	0	0	48	0	0	0	0	0	0	0	0
08:00	0	0	0	0	0	0	0	0	38	6	0	0	1	0	0	45	0	0	0	0	0	0	0	0
08:15	0	0	0	0	0	0	0	0	59	8	0	0	1	0	0	68	0	0	0	0	0	0	0	0
08:30	0	0	0	0	0	0	0	0	70	3	1	1	0	0	0	75	0	0	0	0	0	0	0	0
08:45	0	0	0	0	0	0	0	0	70	6	0	0	0	0	0	76	0	0	0	0	0	0	0	0
09:00	0	0	0	0	0	0	0	0	56	4	0	0	0	0	0	60	0	0	0	0	0	0	0	0
09:15	0	0	0	0	0	0	0	0	37	2	0	0	0	1	0	40	0	0	0	0	0	0	0	0
09:30	0	0	0	0	0	0	0	0	31	1	0	0	0	0	0	32	0	0	0	0	0	0	0	0
09:45	0	0	0	0	0	0	0	0	15	1	0	0	0	1	0	17	0	0	0	0	0	0	0	0
16:00	0	0	0	0	0	0	0	0	10	2	0	0	1	0	0	13	0	0	0	0	0	0	0	0
16:15	0	0	0	0	0	0	0	0	7	0	0	0	0	0	0	7	0	0	0	0	0	0	0	0
16:30	0	0	0	0	0	0	0	0	6	1	0	0	0	0	0	7	0	0	0	0	0	0	0	0
16:45	0	0	0	0	0	0	0	0	7	1	0	0	0	0	0	8	0	0	0	0	0	0	0	0
17:00	0	0	0	0	0	0	0	0	7	0	1	0	0	0	0	8	0	0	0	0	0	0	0	0
17:15	0	0	0	0	0	0	0	0	6	0	0	0	0	0	0	6	0	0	0	0	0	0	0	0
17:30	0	0	0	0	0	0	0	0	6	0	0	0	0	0	0	6	0	0	0	0	0	0	0	0
17:45	0	0	0	0	0	0	0	0	6	1	0	0	0	0	0	7	0	0	0	0	0	0	0	0
18:00	0	0	0	0	0	0	0	0	5	0	0	0	0	0	0	5	0	0	0	0	0	0	0	0
18:15	0	0	0	0	0	0	0	0	3	0	0	0	0	0	0	3	0	0	0	0	0	0	0	0
18:30	0	0	0	0	0	0	0	0	5	1	0	0	0	0	0	6	0	0	0	0	0	0	0	0
18:45	0	0	0	0	0	0	0	0	3	0	0	0	0	0	0	3	0	0	0	0	0	0	0	0
Start Time	Rolling Hour								Rolling Hour								Rolling Hour							
	Cars	LGV	OGV1	OGV2	Buses	M/C	Cycle	Total	Cars	LGV	OGV1	OGV2	Buses	M/C	Cycle	Total	Cars	LGV	OGV1	OGV2	Buses	M/C	Cycle	Total
07:00	0	0	0	0	0	0	0	0	117	14	0	0	0	0	0	131	0	0	0	0	0	0	0	0
07:15	0	0	0	0	0	0	0	0	136	19	0	0	1	0	0	156	0	0	0	0	0	0	0	0
07:30	0	0	0	0	0	0	0	0	169	23	0	0	2	0	0	194	0	0	0	0	0	0	0	0
07:45	0	0	0	0	0	0	0	0	217	21	1	1	2	0	0	236	0	0	0	0	0	0	0	0
08:00	0	0	0	0	0	0	0	0	237	23	1	1	2	0	0	264	0	0	0	0	0	0	0	0
08:15	0	0	0	0	0	0	0	0	255	21	1	1	1	0	0	279	0	0	0	0	0	0	0	0
08:30	0	0	0	0	0	0	0	0	233	15	1	1	0	1	0	251	0	0	0	0	0	0	0	0
08:45	0	0	0	0	0	0	0	0	194	13	0	0	0	1	0	208	0	0	0	0	0	0	0	0
09:00	0	0	0	0	0	0	0	0	139	8	0	0	0	2	0	149	0	0	0	0	0	0	0	0
16:00	0	0	0	0	0	0	0	0	30	4	0	0	1	0	0	35	0	0	0	0	0	0	0	0
16:15	0	0	0	0	0	0	0	0	27	2	1	0	0	0	0	30	0	0	0	0	0	0	0	0
16:30	0	0	0	0	0	0	0	0	26	2	1	0	0	0	0	29	0	0	0	0	0	0	0	0
16:45	0	0	0	0	0	0	0	0	26	1	1	0	0	0	0	28	0	0	0	0	0	0	0	0
17:00	0	0	0	0	0	0	0	0	25	1	1	0	0	0	0	27	0	0	0	0	0	0	0	0
17:15	0	0	0	0	0	0	0	0	23	1	0	0	0	0	0	24	0	0	0	0	0	0	0	0
17:30	0	0	0	0	0	0	0	0	20	1	0	0	0	0	0	21	0	0	0	0	0	0	0	0
17:45	0	0	0	0	0	0	0	0	19	2	0	0	0	0	0	21	0	0	0	0	0	0	0	0
18:00	0	0	0	0	0	0	0	0	16	1	0	0	0	0	0	17	0	0	0	0	0	0	0	0



# Intelligent Data Collection Limited



Client: Mott McDonald  
 Project Number: ID06180  
 Junction Number: Site 11

Date of Survey: 07.12.2021  
 Junction Name: A14 Milton Interchange  
 Junction Type: 5-arm Roundabout

Arm A: A10 (N)  
 Arm B: Cambridge Road (NE)

Arm C: A14 (E)  
 Arm D: A1309 Milton Road (S)

Arm E: A14 (W)

Time	C3 to B								C3 to A								C3 to E							
	Cars	LGV	OGV1	OGV2	Buses	M/C	Cycle	Total	Cars	LGV	OGV1	OGV2	Buses	M/C	Cycle	Total	Cars	LGV	OGV1	OGV2	Buses	M/C	Cycle	Total
07:00	0	0	0	0	0	0	0	0	0	1	0	0	0	0	0	1	0	0	0	0	0	0	0	0
07:15	0	0	0	0	0	0	0	0	0	0	0	0	0	0	0	0	0	0	0	0	0	0	0	0
07:30	0	0	0	0	0	0	0	0	0	0	0	0	0	0	0	0	0	0	0	0	0	0	0	0
07:45	0	0	0	0	0	0	0	0	0	0	0	0	0	0	0	0	0	0	0	0	0	0	0	0
08:00	0	0	0	0	0	0	0	0	0	0	0	0	0	0	0	0	0	0	0	0	0	0	0	0
08:15	0	0	0	0	0	0	0	0	0	0	0	0	0	0	0	0	0	0	0	0	0	0	0	0
08:30	0	0	0	0	0	0	0	0	0	0	0	0	0	0	0	0	0	0	0	0	0	0	0	0
08:45	0	0	0	0	0	0	0	0	0	0	0	0	0	0	0	0	0	0	0	0	0	0	0	0
09:00	0	0	0	0	0	0	0	0	0	0	0	0	0	0	0	0	0	0	0	0	0	0	0	0
09:15	0	0	0	0	0	0	0	0	0	0	0	0	0	0	0	0	0	0	0	0	0	0	0	0
09:30	0	0	0	0	0	0	0	0	0	0	0	0	0	0	0	0	0	0	0	0	0	0	0	0
09:45	0	0	0	0	0	0	0	0	0	0	0	0	0	0	0	0	0	0	0	0	0	0	0	0
16:00	0	0	0	0	0	0	0	0	0	0	0	0	0	0	0	0	0	0	0	0	0	0	0	0
16:15	0	0	0	0	0	0	0	0	0	0	0	0	0	0	0	0	0	0	0	0	0	0	0	0
16:30	0	0	0	0	0	0	0	0	0	0	0	0	0	0	0	0	0	0	0	0	0	0	0	0
16:45	0	0	0	0	0	0	0	0	0	0	0	0	0	0	0	0	0	0	0	0	0	0	0	0
17:00	0	0	0	0	0	0	0	0	0	0	0	0	0	0	0	0	0	0	0	0	0	0	0	0
17:15	0	0	0	0	0	0	0	0	3	0	0	0	0	0	0	3	0	0	0	0	0	0	0	0
17:30	0	0	0	0	0	0	0	0	0	0	0	0	0	0	0	0	0	0	0	0	0	0	0	0
17:45	0	0	0	0	0	0	0	0	0	0	0	0	0	0	0	0	0	0	0	0	0	0	0	0
18:00	0	0	0	0	0	0	0	0	0	0	0	0	0	0	0	0	0	0	0	0	0	0	0	0
18:15	0	0	0	0	0	0	0	0	0	0	0	0	0	0	0	0	0	0	0	0	0	0	0	0
18:30	0	0	0	0	0	0	0	0	0	0	0	0	0	0	0	0	0	0	0	0	0	0	0	0
18:45	0	0	0	0	0	0	0	0	0	0	0	0	0	0	0	0	0	0	0	0	0	0	0	0
Start Time	Rolling Hour								Rolling Hour								Rolling Hour							
	Cars	LGV	OGV1	OGV2	Buses	M/C	Cycle	Total	Cars	LGV	OGV1	OGV2	Buses	M/C	Cycle	Total	Cars	LGV	OGV1	OGV2	Buses	M/C	Cycle	Total
07:00	0	0	0	0	0	0	0	0	0	1	0	0	0	0	0	1	0	0	0	0	0	0	0	0
07:15	0	0	0	0	0	0	0	0	0	0	0	0	0	0	0	0	0	0	0	0	0	0	0	0
07:30	0	0	0	0	0	0	0	0	0	0	0	0	0	0	0	0	0	0	0	0	0	0	0	0
07:45	0	0	0	0	0	0	0	0	0	0	0	0	0	0	0	0	0	0	0	0	0	0	0	0
08:00	0	0	0	0	0	0	0	0	0	0	0	0	0	0	0	0	0	0	0	0	0	0	0	0
08:15	0	0	0	0	0	0	0	0	0	0	0	0	0	0	0	0	0	0	0	0	0	0	0	0
08:30	0	0	0	0	0	0	0	0	0	0	0	0	0	0	0	0	0	0	0	0	0	0	0	0
08:45	0	0	0	0	0	0	0	0	0	0	0	0	0	0	0	0	0	0	0	0	0	0	0	0
09:00	0	0	0	0	0	0	0	0	0	0	0	0	0	0	0	0	0	0	0	0	0	0	0	0
16:00	0	0	0	0	0	0	0	0	0	0	0	0	0	0	0	0	0	0	0	0	0	0	0	0
16:15	0	0	0	0	0	0	0	0	0	0	0	0	0	0	0	0	0	0	0	0	0	0	0	0
16:30	0	0	0	0	0	0	0	0	3	0	0	0	0	0	0	3	0	0	0	0	0	0	0	0
16:45	0	0	0	0	0	0	0	0	3	0	0	0	0	0	0	3	0	0	0	0	0	0	0	0
17:00	0	0	0	0	0	0	0	0	3	0	0	0	0	0	0	3	0	0	0	0	0	0	0	0
17:15	0	0	0	0	0	0	0	0	3	0	0	0	0	0	0	3	0	0	0	0	0	0	0	0
17:30	0	0	0	0	0	0	0	0	0	0	0	0	0	0	0	0	0	0	0	0	0	0	0	0
17:45	0	0	0	0	0	0	0	0	0	0	0	0	0	0	0	0	0	0	0	0	0	0	0	0
18:00	0	0	0	0	0	0	0	0	0	0	0	0	0	0	0	0	0	0	0	0	0	0	0	0

# Intelligent Data Collection Limited



Client: Mott McDonald  
 Project Number: ID06180  
 Junction Number: Site 11

Date of Survey: 07.12.2021  
 Junction Name: A14 Milton Interchange  
 Junction Type: 5-arm Roundabout

Arm A: A10 (N)  
 Arm B: Cambridge Road (NE)

Arm C: A14 (E)  
 Arm D: A1309 Milton Road (S)

Arm E: A14 (W)

Time	C3 to D								D1 to D								D1 to C							
	Cars	LGV	OGV1	OGV2	Buses	M/C	Cycle	Total	Cars	LGV	OGV1	OGV2	Buses	M/C	Cycle	Total	Cars	LGV	OGV1	OGV2	Buses	M/C	Cycle	Total
07:00	27	15	0	0	0	0	0	42	0	0	0	0	0	0	0	0	24	9	1	0	1	0	0	35
07:15	27	13	1	0	0	0	0	41	0	0	0	0	0	0	0	0	29	8	0	2	1	0	0	40
07:30	41	24	1	2	0	0	0	68	0	0	0	0	0	0	0	0	21	7	2	0	0	0	0	30
07:45	55	19	2	1	0	0	0	77	0	0	0	0	0	0	0	0	34	11	4	2	1	0	0	52
08:00	47	18	0	0	0	0	0	65	0	0	0	0	0	0	0	0	34	20	2	1	0	0	0	57
08:15	72	11	0	1	0	0	0	84	1	0	0	0	0	0	0	1	51	13	2	0	1	0	0	67
08:30	65	13	1	0	0	0	0	79	0	0	0	0	0	0	0	0	36	5	2	3	0	0	0	46
08:45	70	6	0	1	0	0	0	77	0	0	0	0	0	0	0	0	43	9	1	1	0	0	0	54
09:00	65	10	0	0	1	0	0	76	1	0	0	0	0	0	0	1	34	7	4	0	0	0	0	45
09:15	58	8	2	3	1	0	0	72	0	0	0	0	0	0	0	0	28	4	2	1	0	0	0	35
09:30	40	19	3	2	0	1	0	65	0	0	0	0	0	0	0	0	22	4	1	3	1	0	0	31
09:45	32	6	2	0	0	0	0	40	0	0	0	0	0	0	0	0	23	14	3	4	0	0	0	44
16:00	25	6	2	2	0	0	0	35	0	0	0	0	0	0	0	0	80	17	0	0	1	0	0	98
16:15	42	12	1	1	0	0	0	56	0	0	0	0	0	0	0	0	78	15	0	1	2	1	0	97
16:30	35	6	1	2	0	0	0	44	0	0	0	0	0	0	0	0	82	10	1	0	0	0	0	93
16:45	27	11	0	0	0	0	0	38	1	0	0	0	0	0	0	1	85	13	1	0	0	0	0	99
17:00	33	3	0	0	0	1	0	37	0	0	0	0	0	0	0	0	99	7	0	0	0	0	0	106
17:15	38	7	1	1	0	0	0	47	0	0	0	0	0	0	0	0	90	10	0	1	1	1	0	103
17:30	32	6	1	2	0	0	0	41	0	0	0	0	0	0	0	0	82	8	0	0	0	1	0	91
17:45	43	2	1	0	0	0	0	46	0	0	0	0	0	0	0	0	71	9	0	0	0	0	0	80
18:00	28	2	0	2	0	1	0	33	0	1	0	0	0	0	0	1	57	4	1	0	0	1	0	63
18:15	38	1	0	0	0	1	0	40	0	0	0	0	0	0	0	0	52	4	0	0	0	0	0	56
18:30	24	1	0	0	2	0	0	27	1	0	0	0	0	0	0	1	42	2	0	0	0	0	0	44
18:45	22	3	0	1	3	0	0	29	0	0	0	0	0	0	0	0	41	0	0	1	0	0	0	42
Start Time	Rolling Hour								Rolling Hour								Rolling Hour							
	Cars	LGV	OGV1	OGV2	Buses	M/C	Cycle	Total	Cars	LGV	OGV1	OGV2	Buses	M/C	Cycle	Total	Cars	LGV	OGV1	OGV2	Buses	M/C	Cycle	Total
07:00	150	71	4	3	0	0	0	228	0	0	0	0	0	0	0	0	108	35	7	4	3	0	0	157
07:15	170	74	4	3	0	0	0	251	0	0	0	0	0	0	0	0	118	46	8	5	2	0	0	179
07:30	215	72	3	4	0	0	0	294	1	0	0	0	0	0	0	1	140	51	10	3	2	0	0	206
07:45	239	61	3	2	0	0	0	305	1	0	0	0	0	0	0	1	155	49	10	6	2	0	0	222
08:00	254	48	1	2	0	0	0	305	1	0	0	0	0	0	0	1	164	47	7	5	1	0	0	224
08:15	272	40	1	2	1	0	0	316	2	0	0	0	0	0	0	2	164	34	9	4	1	0	0	212
08:30	258	37	3	4	2	0	0	304	1	0	0	0	0	0	0	1	141	25	9	5	0	0	0	180
08:45	233	43	5	6	2	1	0	290	1	0	0	0	0	0	0	1	127	24	8	5	1	0	0	165
09:00	195	43	7	5	2	1	0	253	1	0	0	0	0	0	0	1	107	29	10	8	1	0	0	155
16:00	129	35	4	5	0	0	0	173	1	0	0	0	0	0	0	1	325	55	2	1	3	1	0	387
16:15	137	32	2	3	0	1	0	175	1	0	0	0	0	0	0	1	344	45	2	1	2	1	0	395
16:30	133	27	2	3	0	1	0	166	1	0	0	0	0	0	0	1	356	40	2	1	1	1	0	401
16:45	130	27	2	3	0	1	0	163	1	0	0	0	0	0	0	1	356	38	1	1	1	2	0	399
17:00	146	18	3	3	0	1	0	171	0	0	0	0	0	0	0	0	342	34	0	1	1	2	0	380
17:15	141	17	3	5	0	1	0	167	0	1	0	0	0	0	0	1	300	31	1	1	1	3	0	337
17:30	141	11	2	4	0	2	0	160	0	1	0	0	0	0	0	1	262	25	1	0	0	2	0	290
17:45	133	6	1	2	2	2	0	146	1	1	0	0	0	0	0	2	222	19	1	0	0	1	0	243
18:00	112	7	0	3	5	2	0	129	1	1	0	0	0	0	0	2	192	10	1	1	0	1	0	205

# Intelligent Data Collection Limited



Client: Mott McDonald  
 Project Number: ID06180  
 Junction Number: Site 11

Date of Survey: 07.12.2021  
 Junction Name: A14 Milton Interchange  
 Junction Type: 5-arm Roundabout

Arm A: A10 (N)  
 Arm B: Cambridge Road (NE)

Arm C: A14 (E)  
 Arm D: A1309 Milton Road (S)

Arm E: A14 (W)

Time	D1 to B								D1 to A								D1 to E							
	Cars	LGV	OGV1	OGV2	Buses	M/C	Cycle	Total	Cars	LGV	OGV1	OGV2	Buses	M/C	Cycle	Total	Cars	LGV	OGV1	OGV2	Buses	M/C	Cycle	Total
07:00	11	7	0	0	0	0	0	18	0	0	0	0	0	0	0	0	0	0	0	0	0	0	0	0
07:15	9	5	0	0	0	0	0	14	0	0	0	0	0	0	0	0	0	0	0	0	0	0	0	0
07:30	9	7	1	0	0	0	0	17	0	0	0	0	0	0	0	0	0	0	0	0	0	0	0	0
07:45	14	4	0	0	1	0	0	19	0	0	0	0	0	0	0	0	0	0	0	0	0	0	0	0
08:00	17	7	1	0	1	0	0	26	0	0	0	0	0	0	0	0	0	0	0	0	0	0	0	0
08:15	23	6	1	0	3	0	0	33	0	0	0	0	0	0	0	0	0	0	0	0	0	0	0	0
08:30	28	7	1	0	2	0	0	38	0	1	0	0	0	0	0	1	0	0	0	0	0	0	0	0
08:45	23	2	0	0	0	0	0	25	0	0	0	0	0	0	0	0	0	0	0	0	0	0	0	0
09:00	39	9	2	0	0	0	0	50	0	0	0	0	0	0	0	0	0	0	0	0	0	0	0	0
09:15	27	7	0	0	1	0	0	35	0	0	0	0	0	0	0	0	0	0	0	0	0	0	0	0
09:30	32	10	0	0	1	0	0	43	0	0	0	0	0	0	0	0	0	0	0	0	0	0	0	0
09:45	29	5	0	0	0	1	0	35	0	0	0	0	0	0	0	0	0	0	0	0	0	0	0	0
16:00	43	3	0	0	0	0	0	46	0	0	0	0	0	0	0	0	0	0	0	0	0	0	0	0
16:15	44	6	0	0	0	0	0	50	0	0	0	0	0	0	0	0	0	0	0	0	0	0	0	0
16:30	31	3	0	0	1	0	0	35	0	0	0	0	0	0	0	0	0	0	0	0	0	0	0	0
16:45	50	6	0	0	0	1	0	57	0	0	0	0	0	0	0	0	0	0	0	0	0	0	0	0
17:00	49	3	0	0	0	1	0	53	0	0	0	0	0	0	0	0	0	0	0	0	0	0	0	0
17:15	49	5	0	0	0	0	0	54	0	0	0	0	0	0	0	0	0	0	0	0	0	0	0	0
17:30	50	4	0	0	0	0	0	54	0	0	0	0	0	0	0	0	0	0	0	0	0	0	0	0
17:45	37	3	0	0	0	0	0	40	0	0	0	0	0	0	0	0	0	0	0	0	0	0	0	0
18:00	54	2	0	0	1	0	0	57	0	0	0	0	0	0	0	0	0	0	0	0	0	0	0	0
18:15	37	3	0	0	1	0	0	41	0	0	0	0	0	0	0	0	0	0	0	0	0	0	0	0
18:30	31	5	0	0	1	0	0	37	0	0	0	0	0	0	0	0	0	0	0	0	0	0	0	0
18:45	26	2	0	0	0	0	0	28	0	0	0	0	0	0	0	0	0	0	0	0	0	0	0	0
Start Time	Rolling Hour							Total	Rolling Hour							Total	Rolling Hour							Total
07:00	43	23	1	0	1	0	0	68	0	0	0	0	0	0	0	0	0	0	0	0	0	0	0	0
07:15	49	23	2	0	2	0	0	76	0	0	0	0	0	0	0	0	0	0	0	0	0	0	0	0
07:30	63	24	3	0	5	0	0	95	0	0	0	0	0	0	0	0	0	0	0	0	0	0	0	0
07:45	82	24	3	0	7	0	0	116	0	1	0	0	0	0	0	1	0	0	0	0	0	0	0	0
08:00	91	22	3	0	6	0	0	122	0	1	0	0	0	0	0	1	0	0	0	0	0	0	0	0
08:15	113	24	4	0	5	0	0	146	0	1	0	0	0	0	0	1	0	0	0	0	0	0	0	0
08:30	117	25	3	0	3	0	0	148	0	1	0	0	0	0	0	1	0	0	0	0	0	0	0	0
08:45	121	28	2	0	2	0	0	153	0	2	0	0	0	0	0	0	0	0	0	0	0	0	0	0
09:00	127	31	2	0	2	1	0	163	0	0	0	0	0	0	0	0	0	0	0	0	0	0	0	0
16:00	168	18	0	0	1	1	0	188	0	0	0	0	0	0	0	0	0	0	0	0	0	0	0	0
16:15	174	18	0	0	1	2	0	195	0	0	0	0	0	0	0	0	0	0	0	0	0	0	0	0
16:30	179	17	0	0	1	2	0	199	0	0	0	0	0	0	0	0	0	0	0	0	0	0	0	0
16:45	198	18	0	0	0	2	0	218	0	0	0	0	0	0	0	0	0	0	0	0	0	0	0	0
17:00	185	15	0	0	0	1	0	201	0	0	0	0	0	0	0	0	0	0	0	0	0	0	0	0
17:15	190	14	0	0	1	0	0	205	0	0	0	0	0	0	0	0	0	0	0	0	0	0	0	0
17:30	178	12	0	0	2	0	0	192	0	0	0	0	0	0	0	0	0	0	0	0	0	0	0	0
17:45	159	13	0	0	3	0	0	175	0	0	0	0	0	0	0	0	0	0	0	0	0	0	0	0
18:00	148	12	0	0	3	0	0	163	0	0	0	0	0	0	0	0	0	0	0	0	0	0	0	0

# Intelligent Data Collection Limited



Client: Mott McDonald  
 Project Number: ID06180  
 Junction Number: Site 11

Date of Survey: 07.12.2021  
 Junction Name: A14 Milton Interchange  
 Junction Type: 5-arm Roundabout

Arm A: A10 (N)  
 Arm B: Cambridge Road (NE)

Arm C: A14 (E)  
 Arm D: A1309 Milton Road (S)

Arm E: A14 (W)

Time	D2 to D								D2 to C								D2 to B							
	Cars	LGV	OGV1	OGV2	Buses	M/C	Cycle	Total	Cars	LGV	OGV1	OGV2	Buses	M/C	Cycle	Total	Cars	LGV	OGV1	OGV2	Buses	M/C	Cycle	Total
07:00	0	0	0	0	0	0	0	0	0	0	0	0	0	0	0	0	0	0	0	0	0	0	0	0
07:15	0	0	0	0	0	0	0	0	0	0	0	0	0	0	0	0	0	0	0	0	0	0	0	0
07:30	0	0	0	0	0	0	0	0	0	0	0	0	0	0	0	0	0	0	0	0	0	0	0	0
07:45	0	0	0	0	0	0	0	0	0	0	0	0	0	0	0	0	1	0	0	0	0	0	0	1
08:00	0	0	0	0	0	0	0	0	0	0	0	0	0	0	0	0	0	2	0	0	0	0	0	2
08:15	0	0	0	0	0	0	0	0	0	0	0	0	0	0	0	0	0	0	0	0	0	0	0	0
08:30	0	0	0	0	0	0	0	0	0	0	0	0	0	0	0	0	0	0	0	0	0	0	0	0
08:45	0	0	0	0	0	0	0	0	0	0	0	0	0	0	0	0	0	0	0	0	0	0	0	0
09:00	0	0	0	0	0	0	0	0	0	0	0	0	0	0	0	0	0	0	0	0	0	0	0	0
09:15	0	0	0	0	0	0	0	0	0	0	0	0	0	0	0	0	2	0	0	0	0	0	0	2
09:30	0	0	0	0	0	0	0	0	0	0	0	0	0	0	0	0	0	0	0	0	0	0	0	0
09:45	0	0	0	0	0	0	0	0	0	1	0	0	0	0	0	1	0	0	0	0	0	0	0	0
16:00	0	0	0	0	0	0	0	0	0	0	0	0	0	0	0	0	1	1	0	0	0	0	0	2
16:15	0	0	0	0	0	0	0	0	0	0	0	0	0	0	0	0	0	0	0	0	0	0	1	1
16:30	0	0	0	0	0	0	0	0	0	0	0	0	0	0	0	0	0	0	0	0	0	0	0	0
16:45	0	0	0	0	0	0	0	0	0	0	0	0	0	0	0	0	0	0	0	0	0	0	0	0
17:00	0	0	0	0	0	0	0	0	0	0	0	0	0	0	0	0	0	0	0	0	0	0	0	0
17:15	0	0	0	0	0	0	0	0	0	0	0	0	0	0	0	0	1	0	0	0	0	0	0	1
17:30	0	0	0	0	0	0	0	0	0	0	0	0	0	0	0	0	0	0	0	0	0	0	0	0
17:45	0	0	0	0	0	0	0	0	0	0	0	0	0	0	0	0	0	0	0	0	0	1	0	1
18:00	0	0	0	0	0	0	0	0	0	0	0	0	0	0	0	0	1	0	0	0	0	0	0	1
18:15	0	0	0	0	0	0	0	0	0	0	0	0	0	0	0	0	0	0	0	0	0	0	0	0
18:30	0	0	0	0	0	0	0	0	0	0	0	0	0	0	0	0	0	0	0	0	0	1	0	1
18:45	0	0	0	0	0	0	0	0	0	0	0	0	0	0	0	0	0	0	0	0	0	0	0	0
Start Time	Rolling Hour								Rolling Hour								Rolling Hour							
	Cars	LGV	OGV1	OGV2	Buses	M/C	Cycle	Total	Cars	LGV	OGV1	OGV2	Buses	M/C	Cycle	Total	Cars	LGV	OGV1	OGV2	Buses	M/C	Cycle	Total
07:00	0	0	0	0	0	0	0	0	0	0	0	0	0	0	0	0	1	1	0	0	0	0	0	2
07:15	0	0	0	0	0	0	0	0	0	0	0	0	0	0	0	0	1	3	0	0	0	0	0	4
07:30	0	0	0	0	0	0	0	0	0	0	0	0	0	0	0	0	1	3	0	0	0	0	0	4
07:45	0	0	0	0	0	0	0	0	0	0	0	0	0	0	0	0	1	2	0	0	0	0	0	3
08:00	0	0	0	0	0	0	0	0	0	0	0	0	0	0	0	0	0	2	0	0	0	0	0	2
08:15	0	0	0	0	0	0	0	0	0	0	0	0	0	0	0	0	0	0	0	0	0	0	0	0
08:30	0	0	0	0	0	0	0	0	0	0	0	0	0	0	0	0	2	0	0	0	0	0	0	2
08:45	0	0	0	0	0	0	0	0	0	0	0	0	0	0	0	0	2	0	0	0	0	0	0	2
09:00	0	0	0	0	0	0	0	0	0	1	0	0	0	0	0	1	2	0	0	0	0	0	0	2
16:00	0	0	0	0	0	0	0	0	0	0	0	0	0	0	0	0	1	1	0	0	0	0	1	3
16:15	0	0	0	0	0	0	0	0	0	0	0	0	0	0	0	0	0	0	0	0	0	0	1	1
16:30	0	0	0	0	0	0	0	0	0	0	0	0	0	0	0	0	1	0	0	0	0	0	0	1
16:45	0	0	0	0	0	0	0	0	0	0	0	0	0	0	0	0	1	0	0	0	0	0	0	1
17:00	0	0	0	0	0	0	0	0	0	0	0	0	0	0	0	0	1	0	0	0	0	1	0	2
17:15	0	0	0	0	0	0	0	0	0	0	0	0	0	0	0	0	2	0	0	0	0	1	0	3
17:30	0	0	0	0	0	0	0	0	0	0	0	0	0	0	0	0	1	0	0	0	0	1	0	2
17:45	0	0	0	0	0	0	0	0	0	0	0	0	0	0	0	0	1	0	0	0	0	2	0	3
18:00	0	0	0	0	0	0	0	0	0	0	0	0	0	0	0	0	1	0	0	0	0	1	0	2

# Intelligent Data Collection Limited



Client: Mott McDonald  
 Project Number: ID06180  
 Junction Number: Site 11

Date of Survey: 07.12.2021  
 Junction Name: A14 Milton Interchange  
 Junction Type: 5-arm Roundabout

Arm A: A10 (N)  
 Arm B: Cambridge Road (NE)

Arm C: A14 (E)  
 Arm D: A1309 Milton Road (S)

Arm E: A14 (W)

Time	D2 to A								D2 to E								D3 to D							
	Cars	LGV	OGV1	OGV2	Buses	M/C	Cycle	Total	Cars	LGV	OGV1	OGV2	Buses	M/C	Cycle	Total	Cars	LGV	OGV1	OGV2	Buses	M/C	Cycle	Total
07:00	14	2	1	2	1	0	3	23	0	0	0	0	0	0	0	0	0	0	0	0	0	0	0	0
07:15	26	11	2	2	1	0	0	42	0	0	0	0	0	0	0	0	0	0	0	0	0	0	0	0
07:30	34	17	2	0	1	2	0	56	0	0	0	0	0	0	0	0	0	0	0	0	0	0	0	0
07:45	43	13	0	2	1	0	0	59	0	0	0	0	0	0	0	0	0	0	0	0	0	0	0	0
08:00	40	9	1	0	2	1	0	53	0	0	0	0	0	0	0	0	0	0	0	0	0	0	0	0
08:15	41	9	1	1	2	0	0	54	0	0	0	0	0	0	0	0	0	0	0	0	0	0	0	0
08:30	54	8	2	2	1	0	0	67	0	0	0	0	0	0	0	0	0	0	0	0	0	0	0	0
08:45	54	9	2	1	1	0	0	67	0	0	0	0	0	0	0	0	0	0	0	0	0	0	0	0
09:00	30	16	1	1	2	0	0	50	0	0	0	0	0	0	0	0	0	0	0	0	0	0	0	0
09:15	39	14	2	2	2	1	0	60	0	0	0	0	0	0	0	0	0	0	0	0	0	0	0	0
09:30	30	13	4	0	1	0	0	48	0	0	0	0	0	0	0	0	0	0	0	0	0	0	0	0
09:45	29	7	1	1	1	0	0	39	1	0	0	0	0	0	0	1	0	0	0	0	0	0	0	0
16:00	98	17	2	1	1	0	0	119	1	0	0	0	0	0	0	1	0	0	0	0	0	0	0	0
16:15	87	17	3	1	1	0	0	109	0	0	0	0	0	0	0	0	0	0	0	0	0	0	0	0
16:30	82	13	1	0	2	0	0	98	1	0	0	0	0	0	0	1	0	0	0	0	0	0	0	0
16:45	65	15	1	0	0	0	0	81	0	0	0	0	0	0	0	0	0	0	0	0	0	0	0	0
17:00	89	17	0	0	1	0	0	107	0	1	0	0	0	0	0	1	0	0	0	0	0	0	0	0
17:15	109	6	0	0	1	1	0	117	0	0	0	0	0	0	0	0	0	0	0	0	0	0	0	0
17:30	88	11	0	0	1	0	0	100	1	0	0	0	0	0	0	1	0	0	0	0	0	0	0	0
17:45	60	6	0	0	1	0	0	67	0	0	0	0	0	0	0	0	0	0	0	0	0	0	0	0
18:00	64	4	0	0	1	0	0	69	0	0	0	0	0	0	0	0	0	0	0	0	0	0	0	0
18:15	75	2	0	0	2	0	0	79	1	0	0	0	0	0	0	1	0	0	0	0	0	0	0	0
18:30	63	3	0	0	2	1	0	69	0	0	0	0	0	0	0	0	0	0	0	0	0	0	0	0
18:45	38	6	0	0	0	1	0	45	0	0	0	0	0	0	0	0	0	0	0	0	0	0	0	0
Start Time	Rolling Hour							Total	Rolling Hour							Total	Rolling Hour							Total
07:00	117	43	5	6	4	2	3	180	0	0	0	0	0	0	0	0	0	0	0	0	0	0	0	0
07:15	143	50	5	4	5	3	0	210	0	0	0	0	0	0	0	0	0	0	0	0	0	0	0	0
07:30	158	48	4	3	6	3	0	222	0	0	0	0	0	0	0	0	0	0	0	0	0	0	0	0
07:45	178	39	4	5	6	1	0	233	0	0	0	0	0	0	0	0	0	0	0	0	0	0	0	0
08:00	189	35	6	4	6	1	0	241	0	0	0	0	0	0	0	0	0	0	0	0	0	0	0	0
08:15	179	42	6	5	6	0	0	238	0	0	0	0	0	0	0	0	0	0	0	0	0	0	0	0
08:30	177	47	7	6	6	1	0	244	0	0	0	0	0	0	0	0	0	0	0	0	0	0	0	0
08:45	153	52	9	4	6	1	0	225	0	0	0	0	0	0	0	0	0	0	0	0	0	0	0	0
09:00	128	50	8	4	6	1	0	197	1	0	0	0	0	0	0	1	0	0	0	0	0	0	0	0
16:00	332	62	7	2	4	0	0	407	2	0	0	0	0	0	0	2	0	0	0	0	0	0	0	0
16:15	323	62	5	1	4	0	0	395	1	1	0	0	0	0	0	2	0	0	0	0	0	0	0	0
16:30	345	51	2	0	4	1	0	403	1	1	0	0	0	0	0	2	0	0	0	0	0	0	0	0
16:45	351	49	1	0	3	1	0	405	1	1	0	0	0	0	0	2	0	0	0	0	0	0	0	0
17:00	346	40	0	0	4	1	0	391	1	1	0	0	0	0	0	2	0	0	0	0	0	0	0	0
17:15	321	27	0	0	4	1	0	353	1	0	0	0	0	0	0	1	0	0	0	0	0	0	0	0
17:30	287	23	0	0	5	0	0	315	2	0	0	0	0	0	0	2	0	0	0	0	0	0	0	0
17:45	262	15	0	0	6	1	0	284	1	0	0	0	0	0	0	1	0	0	0	0	0	0	0	0
18:00	240	15	0	0	5	2	0	262	1	0	0	0	0	0	0	1	0	0	0	0	0	0	0	0

# Intelligent Data Collection Limited



Client: Mott McDonald  
 Project Number: ID06180  
 Junction Number: Site 11

Date of Survey: 07.12.2021  
 Junction Name: A14 Milton Interchange  
 Junction Type: 5-arm Roundabout

Arm A: A10 (N)  
 Arm B: Cambridge Road (NE)

Arm C: A14 (E)  
 Arm D: A1309 Milton Road (S)

Arm E: A14 (W)

Time	D3 to C								D3 to B								D3 to A							
	Cars	LGV	OGV1	OGV2	Buses	M/C	Cycle	Total	Cars	LGV	OGV1	OGV2	Buses	M/C	Cycle	Total	Cars	LGV	OGV1	OGV2	Buses	M/C	Cycle	Total
07:00	0	0	0	0	0	0	0	0	0	0	0	0	0	0	0	0	0	0	0	0	0	0	0	0
07:15	0	0	0	0	0	0	0	0	0	0	0	0	0	0	0	0	0	0	0	0	0	0	0	0
07:30	0	0	0	0	0	0	0	0	0	0	0	0	0	0	0	0	0	0	0	0	0	0	0	0
07:45	0	0	0	0	0	0	0	0	0	0	0	0	0	0	0	0	0	0	0	0	0	0	0	0
08:00	0	0	0	0	0	0	0	0	0	0	0	0	0	0	0	0	0	0	0	0	0	0	0	0
08:15	0	0	0	0	0	0	0	0	0	0	0	0	0	0	0	0	0	0	0	0	0	0	0	0
08:30	0	0	0	0	0	0	0	0	0	0	0	0	0	0	0	0	0	0	0	0	0	0	0	0
08:45	0	0	0	0	0	0	0	0	0	0	0	0	0	0	0	0	0	0	0	0	0	0	0	0
09:00	0	0	0	0	0	0	0	0	0	0	0	0	0	0	0	0	0	0	0	0	0	0	0	0
09:15	0	0	0	0	0	0	0	0	0	0	0	0	0	0	0	0	0	0	0	0	0	0	0	0
09:30	0	0	0	0	0	0	0	0	0	0	0	0	0	0	0	0	0	0	0	0	0	0	0	0
09:45	0	0	0	0	0	0	0	0	0	0	0	0	0	0	0	0	0	0	0	0	0	0	0	0
16:00	0	0	0	0	0	0	0	0	0	0	0	0	0	0	0	0	0	0	0	0	0	0	0	0
16:15	0	0	0	0	0	0	0	0	0	0	0	0	0	0	0	0	0	0	0	0	0	0	0	0
16:30	0	0	0	0	0	0	0	0	0	0	0	0	0	0	0	0	0	0	0	0	0	0	0	0
16:45	0	0	0	0	0	0	0	0	0	0	0	0	0	0	0	0	0	0	0	0	0	0	0	0
17:00	0	0	0	0	0	0	0	0	0	0	0	0	0	0	0	0	0	0	0	0	0	0	0	0
17:15	0	0	0	0	0	0	0	0	0	0	0	0	0	0	0	0	0	0	0	0	0	0	0	0
17:30	0	0	0	0	0	0	0	0	0	0	0	0	0	0	0	0	0	0	0	0	0	0	0	0
17:45	0	0	0	0	0	0	0	0	0	0	0	0	0	0	0	0	0	0	0	0	0	0	0	0
18:00	0	0	0	0	0	0	0	0	0	0	0	0	0	0	0	0	0	0	0	0	0	0	0	0
18:15	0	0	0	0	0	0	0	0	0	0	0	0	0	0	0	0	0	0	0	0	0	0	0	0
18:30	0	0	0	0	0	0	0	0	0	0	0	0	0	0	0	0	0	0	0	0	0	0	0	0
18:45	0	0	0	0	0	0	0	0	0	0	0	0	0	0	0	0	0	0	0	0	0	0	0	0
Start Time	Rolling Hour								Rolling Hour								Rolling Hour							
	Cars	LGV	OGV1	OGV2	Buses	M/C	Cycle	Total	Cars	LGV	OGV1	OGV2	Buses	M/C	Cycle	Total	Cars	LGV	OGV1	OGV2	Buses	M/C	Cycle	Total
07:00	0	0	0	0	0	0	0	0	0	0	0	0	0	0	0	0	0	0	0	0	0	0	0	0
07:15	0	0	0	0	0	0	0	0	0	0	0	0	0	0	0	0	0	0	0	0	0	0	0	0
07:30	0	0	0	0	0	0	0	0	0	0	0	0	0	0	0	0	0	0	0	0	0	0	0	0
07:45	0	0	0	0	0	0	0	0	0	0	0	0	0	0	0	0	0	0	0	0	0	0	0	0
08:00	0	0	0	0	0	0	0	0	0	0	0	0	0	0	0	0	0	0	0	0	0	0	0	0
08:15	0	0	0	0	0	0	0	0	0	0	0	0	0	0	0	0	0	0	0	0	0	0	0	0
08:30	0	0	0	0	0	0	0	0	0	0	0	0	0	0	0	0	0	0	0	0	0	0	0	0
08:45	0	0	0	0	0	0	0	0	0	0	0	0	0	0	0	0	0	0	0	0	0	0	0	0
09:00	0	0	0	0	0	0	0	0	0	0	0	0	0	0	0	0	0	0	0	0	0	0	0	0
16:00	0	0	0	0	0	0	0	0	0	0	0	0	0	0	0	0	0	0	0	0	0	0	0	0
16:15	0	0	0	0	0	0	0	0	0	0	0	0	0	0	0	0	0	0	0	0	0	0	0	0
16:30	0	0	0	0	0	0	0	0	0	0	0	0	0	0	0	0	0	0	0	0	0	0	0	0
16:45	0	0	0	0	0	0	0	0	0	0	0	0	0	0	0	0	0	0	0	0	0	0	0	0
17:00	0	0	0	0	0	0	0	0	0	0	0	0	0	0	0	0	0	0	0	0	0	0	0	0
17:15	0	0	0	0	0	0	0	0	0	0	0	0	0	0	0	0	0	0	0	0	0	0	0	0
17:30	0	0	0	0	0	0	0	0	0	0	0	0	0	0	0	0	0	0	0	0	0	0	0	0
17:45	0	0	0	0	0	0	0	0	0	0	0	0	0	0	0	0	0	0	0	0	0	0	0	0
18:00	0	0	0	0	0	0	0	0	0	0	0	0	0	0	0	0	0	0	0	0	0	0	0	0

# Intelligent Data Collection Limited



Client: Mott McDonald  
 Project Number: ID06180  
 Junction Number: Site 11

Date of Survey: 07.12.2021  
 Junction Name: A14 Milton Interchange  
 Junction Type: 5-arm Roundabout

Arm A: A10 (N)  
 Arm B: Cambridge Road (NE)

Arm C: A14 (E)  
 Arm D: A1309 Milton Road (S)

Arm E: A14 (W)

Time	D3 to E								E1 to E								E1 to D							
	Cars	LGV	OGV1	OGV2	Buses	M/C	Cycle	Total	Cars	LGV	OGV1	OGV2	Buses	M/C	Cycle	Total	Cars	LGV	OGV1	OGV2	Buses	M/C	Cycle	Total
07:00	18	6	2	3	1	0	0	30	0	0	0	0	0	0	0	0	40	15	1	3	0	0	0	59
07:15	27	13	2	9	0	1	0	52	0	0	0	0	0	0	0	0	52	18	1	0	1	1	0	73
07:30	32	16	3	5	0	0	0	56	0	0	0	0	0	0	0	0	60	18	1	3	0	1	0	83
07:45	36	10	6	2	0	0	0	54	0	0	0	0	0	0	0	0	85	19	3	3	0	0	0	110
08:00	37	12	2	5	0	0	0	56	0	0	0	0	0	0	0	0	106	14	0	1	0	0	0	121
08:15	37	8	3	5	0	0	0	53	1	0	0	0	0	0	0	1	143	10	3	3	0	1	0	160
08:30	35	7	3	1	0	0	0	46	0	0	0	0	0	0	0	0	112	6	1	1	0	0	0	120
08:45	25	14	5	4	0	0	0	48	0	0	0	0	0	0	0	0	153	17	2	1	1	2	0	176
09:00	28	10	3	5	0	0	0	46	0	0	0	0	0	0	0	0	131	18	3	2	0	0	0	154
09:15	28	18	3	2	0	0	0	51	0	0	0	0	0	0	0	0	94	9	2	3	0	1	0	109
09:30	18	13	4	1	0	0	0	36	0	0	0	0	0	0	0	0	48	12	5	1	0	0	0	66
09:45	22	8	2	3	0	0	0	35	0	0	0	0	0	0	0	0	51	13	3	1	0	1	0	69
16:00	128	15	2	2	0	1	0	148	0	0	0	0	0	0	0	0	22	7	1	0	0	0	0	30
16:15	90	12	1	2	0	1	0	106	0	1	0	0	0	0	0	1	19	10	0	0	0	0	0	29
16:30	107	11	1	0	1	0	0	120	0	0	0	0	0	0	0	0	18	4	0	0	0	0	0	22
16:45	104	16	2	0	0	0	0	122	0	0	0	0	0	0	0	0	24	4	0	1	0	0	0	29
17:00	143	13	0	0	0	0	0	156	0	0	0	0	0	0	0	0	27	3	0	1	0	0	0	31
17:15	120	2	1	2	0	0	0	125	0	0	0	0	0	0	0	0	23	1	0	0	0	0	0	24
17:30	125	7	1	0	0	2	0	135	0	0	0	0	0	0	0	0	14	6	0	0	0	0	0	20
17:45	91	3	0	0	0	0	0	94	0	0	0	0	0	0	0	0	28	5	1	4	0	0	0	38
18:00	101	5	0	1	1	2	0	110	0	0	0	0	0	0	0	0	36	1	0	0	0	0	0	37
18:15	83	2	1	0	0	1	0	87	0	0	0	0	0	0	0	0	19	2	1	1	1	1	0	25
18:30	62	4	0	1	0	1	0	68	0	0	0	0	0	0	0	0	30	3	0	0	1	0	0	34
18:45	46	3	0	1	0	0	0	50	0	0	0	0	0	0	0	0	17	4	0	0	0	0	0	21
Start Time	Rolling Hour							Total	Rolling Hour							Total	Rolling Hour							Total
07:00	113	45	13	19	1	1	0	192	0	0	0	0	0	0	0	0	237	70	6	9	1	2	0	325
07:15	132	51	13	21	0	1	0	218	0	0	0	0	0	0	0	0	303	69	5	7	1	2	0	387
07:30	142	46	14	17	0	0	0	219	1	0	0	0	0	0	0	1	394	61	7	10	0	2	0	474
07:45	145	37	14	13	0	0	0	209	1	0	0	0	0	0	0	1	446	49	7	8	0	1	0	511
08:00	134	41	13	15	0	0	0	203	1	0	0	0	0	0	0	1	514	47	6	6	1	3	0	577
08:15	125	39	14	15	0	0	0	193	1	0	0	0	0	0	0	1	539	51	9	7	1	3	0	610
08:30	116	49	14	12	0	0	0	191	0	0	0	0	0	0	0	0	490	50	8	7	1	3	0	559
08:45	99	55	15	12	0	0	0	181	0	0	0	0	0	0	0	0	426	56	12	7	1	3	0	505
09:00	96	49	12	11	0	0	0	168	0	0	0	0	0	0	0	0	324	52	13	7	0	2	0	398
16:00	429	54	6	4	1	2	0	496	0	1	0	0	0	0	0	1	83	25	1	1	0	0	0	110
16:15	444	52	4	2	1	1	0	504	0	1	0	0	0	0	0	1	88	21	0	2	0	0	0	111
16:30	474	42	4	2	1	0	0	523	0	0	0	0	0	0	0	0	92	12	0	2	0	0	0	106
16:45	492	38	4	2	0	2	0	538	0	0	0	0	0	0	0	0	88	14	0	2	0	0	0	104
17:00	479	25	2	2	0	2	0	510	0	0	0	0	0	0	0	0	92	15	1	5	0	0	0	113
17:15	437	17	2	3	1	4	0	464	0	0	0	0	0	0	0	0	101	13	1	4	0	0	0	119
17:30	400	17	2	1	1	5	0	426	0	0	0	0	0	0	0	0	97	14	2	5	1	1	0	120
17:45	337	14	1	2	1	4	0	359	0	0	0	0	0	0	0	0	113	11	2	5	2	1	0	134
18:00	292	14	1	3	1	4	0	315	0	0	0	0	0	0	0	0	102	10	1	1	2	1	0	117

# Intelligent Data Collection Limited



Client: Mott McDonald  
 Project Number: ID06180  
 Junction Number: Site 11

Date of Survey: 07.12.2021  
 Junction Name: A14 Milton Interchange  
 Junction Type: 5-arm Roundabout

Arm A: A10 (N)  
 Arm B: Cambridge Road (NE)

Arm C: A14 (E)  
 Arm D: A1309 Milton Road (S)

Arm E: A14 (W)

Time	E1 to C								E1 to B								E1 to A							
	Cars	LGV	OGV1	OGV2	Buses	M/C	Cycle	Total	Cars	LGV	OGV1	OGV2	Buses	M/C	Cycle	Total	Cars	LGV	OGV1	OGV2	Buses	M/C	Cycle	Total
07:00	0	0	0	0	0	0	0	0	0	0	0	0	0	0	0	0	0	0	0	0	0	0	0	0
07:15	0	0	0	0	0	0	0	0	1	0	0	0	0	0	0	1	0	0	0	0	0	0	0	0
07:30	0	0	0	0	0	0	0	0	0	0	0	0	0	0	0	0	0	0	0	0	0	0	0	0
07:45	0	0	0	0	0	0	0	0	2	0	0	0	0	0	0	2	0	0	0	0	0	0	0	0
08:00	0	0	0	0	0	0	0	0	0	0	0	0	0	0	0	0	0	0	0	0	0	0	0	0
08:15	1	0	0	0	0	0	0	1	1	0	0	0	0	0	0	1	0	0	0	0	0	0	0	0
08:30	0	1	0	0	0	0	0	1	0	0	0	0	0	0	0	0	0	0	0	0	0	0	0	0
08:45	1	0	0	0	0	0	0	1	1	0	0	0	0	0	0	1	0	0	0	0	0	0	0	0
09:00	0	0	0	0	0	0	0	0	0	0	0	0	0	0	0	0	0	0	0	0	0	0	0	0
09:15	0	0	0	0	0	0	0	0	0	0	0	0	0	0	0	0	0	0	0	0	0	0	0	0
09:30	0	0	0	0	0	0	0	0	1	0	0	0	0	0	0	1	0	0	0	0	0	0	0	0
09:45	0	0	0	0	0	0	0	0	0	0	0	0	0	0	0	0	0	0	0	0	0	0	0	0
16:00	0	0	0	0	0	0	0	0	0	0	0	0	0	0	0	0	0	0	0	0	0	0	0	0
16:15	0	0	0	0	0	0	0	0	0	0	0	0	0	0	0	0	0	0	0	0	0	0	0	0
16:30	0	0	0	0	0	0	0	0	0	0	0	0	0	0	0	0	0	0	0	0	0	0	0	0
16:45	0	0	0	0	0	0	0	0	0	0	0	0	0	0	0	0	0	0	0	0	0	0	0	0
17:00	0	0	0	0	0	0	0	0	1	0	0	0	0	0	0	1	0	0	0	0	0	0	0	0
17:15	0	0	0	0	0	0	0	0	0	0	0	0	0	0	0	0	0	0	0	0	0	0	0	0
17:30	0	0	0	0	0	0	0	0	0	0	0	0	0	0	0	0	0	0	0	0	0	0	0	0
17:45	0	0	0	0	0	0	0	0	0	0	0	0	0	0	0	0	0	0	0	0	0	0	0	0
18:00	0	0	0	0	0	0	0	0	1	0	0	0	0	0	0	1	0	0	0	0	0	0	0	0
18:15	0	0	0	0	0	0	0	0	0	0	0	0	0	0	0	0	0	0	0	0	0	0	0	0
18:30	0	0	0	0	0	0	0	0	0	0	0	0	0	0	0	0	0	0	0	0	0	0	0	0
18:45	0	0	0	0	0	0	0	0	0	0	0	0	0	0	0	0	1	0	0	0	0	0	0	1
Start Time	Rolling Hour								Rolling Hour								Rolling Hour							
	Cars	LGV	OGV1	OGV2	Buses	M/C	Cycle	Total	Cars	LGV	OGV1	OGV2	Buses	M/C	Cycle	Total	Cars	LGV	OGV1	OGV2	Buses	M/C	Cycle	Total
07:00	0	0	0	0	0	0	0	0	3	0	0	0	0	0	0	3	0	0	0	0	0	0	0	0
07:15	0	0	0	0	0	0	0	0	3	0	0	0	0	0	0	3	0	0	0	0	0	0	0	0
07:30	1	0	0	0	0	0	0	1	3	0	0	0	0	0	0	3	0	0	0	0	0	0	0	0
07:45	1	1	0	0	0	0	0	2	3	0	0	0	0	0	0	3	0	0	0	0	0	0	0	0
08:00	2	1	0	0	0	0	0	3	2	0	0	0	0	0	0	2	0	0	0	0	0	0	0	0
08:15	2	1	0	0	0	0	0	3	2	0	0	0	0	0	0	2	0	0	0	0	0	0	0	0
08:30	1	1	0	0	0	0	0	2	1	0	0	0	0	0	0	1	0	0	0	0	0	0	0	0
08:45	1	0	0	0	0	0	0	1	2	0	0	0	0	0	0	2	0	0	0	0	0	0	0	0
09:00	0	0	0	0	0	0	0	0	1	0	0	0	0	0	0	1	0	0	0	0	0	0	0	0
16:00	0	0	0	0	0	0	0	0	0	0	0	0	0	0	0	0	0	0	0	0	0	0	0	0
16:15	0	0	0	0	0	0	0	0	1	0	0	0	0	0	0	1	0	0	0	0	0	0	0	0
16:30	0	0	0	0	0	0	0	0	1	0	0	0	0	0	0	1	0	0	0	0	0	0	0	0
16:45	0	0	0	0	0	0	0	0	1	0	0	0	0	0	0	1	0	0	0	0	0	0	0	0
17:00	0	0	0	0	0	0	0	0	1	0	0	0	0	0	0	1	0	0	0	0	0	0	0	0
17:15	0	0	0	0	0	0	0	0	1	0	0	0	0	0	0	1	0	0	0	0	0	0	0	0
17:30	0	0	0	0	0	0	0	0	1	0	0	0	0	0	0	1	0	0	0	0	0	0	0	0
17:45	0	0	0	0	0	0	0	0	1	0	0	0	0	0	0	1	0	0	0	0	0	0	0	0
18:00	0	0	0	0	0	0	0	0	1	0	0	0	0	0	0	1	1	0	0	0	0	0	0	1



# Intelligent Data Collection Limited



Client: Mott McDonald  
 Project Number: ID06180  
 Junction Number: Site 11

Date of Survey: 07.12.2021  
 Junction Name: A14 Milton Interchange  
 Junction Type: 5-arm Roundabout

Arm A: A10 (N)  
 Arm B: Cambridge Road (NE)

Arm C: A14 (E)  
 Arm D: A1309 Milton Road (S)

Arm E: A14 (W)

Time	E2 to E								E2 to D								E2 to C							
	Cars	LGV	OGV1	OGV2	Buses	M/C	Cycle	Total	Cars	LGV	OGV1	OGV2	Buses	M/C	Cycle	Total	Cars	LGV	OGV1	OGV2	Buses	M/C	Cycle	Total
07:00	0	0	0	0	0	0	0	0	2	3	1	3	0	0	0	9	0	0	0	0	0	0	0	0
07:15	0	0	0	0	0	0	0	0	6	1	3	0	0	0	0	10	0	0	0	0	0	0	0	0
07:30	0	0	0	0	0	0	0	0	8	1	0	2	0	0	0	11	0	0	0	0	0	0	0	0
07:45	0	0	0	0	0	0	0	0	10	5	0	3	0	0	0	18	0	0	0	0	0	0	0	0
08:00	0	0	0	0	0	0	0	0	6	3	3	2	0	0	0	14	0	0	0	0	0	0	0	0
08:15	0	0	0	0	0	0	0	0	14	7	1	2	0	0	0	24	0	0	0	0	0	0	0	0
08:30	0	0	0	0	0	0	0	0	23	2	1	3	0	0	0	29	0	0	0	0	0	0	0	0
08:45	0	0	0	0	0	0	0	0	20	3	3	1	1	0	0	28	0	0	0	0	0	0	0	0
09:00	0	0	0	0	0	0	0	0	18	2	0	1	0	0	0	21	0	0	0	0	0	0	0	0
09:15	0	0	0	0	0	0	0	0	8	2	0	2	0	0	0	12	0	0	0	0	0	0	0	0
09:30	0	0	0	0	0	0	0	0	8	0	1	1	0	0	0	10	0	0	0	0	0	0	0	0
09:45	0	0	0	0	0	0	0	0	3	0	1	1	1	0	0	6	0	0	0	0	0	0	0	0
16:00	0	0	0	0	0	0	0	0	0	0	0	1	0	0	0	1	0	0	0	0	0	0	0	0
16:15	0	0	0	0	0	0	0	0	1	2	0	1	0	0	0	4	0	0	0	0	0	0	0	0
16:30	0	0	0	0	0	0	0	0	0	0	0	1	0	0	0	1	0	0	0	0	0	0	0	0
16:45	0	0	0	0	0	0	0	0	2	0	0	0	0	0	0	2	0	0	0	0	0	0	0	0
17:00	0	0	0	0	0	0	0	0	1	0	0	0	0	0	0	1	1	0	0	0	0	0	0	1
17:15	0	0	0	0	0	0	0	0	2	0	0	1	0	1	0	4	0	0	0	0	0	0	0	0
17:30	0	0	0	0	0	0	0	0	1	3	0	0	0	0	0	4	0	0	0	0	0	0	0	0
17:45	0	0	0	0	0	0	0	0	1	0	0	2	0	0	0	3	0	0	0	0	0	0	0	0
18:00	0	0	0	0	0	0	0	0	3	0	0	1	0	0	0	4	0	0	0	0	0	0	0	0
18:15	0	0	0	0	0	0	0	0	0	0	0	1	0	0	0	1	0	0	0	0	0	0	0	0
18:30	0	0	0	0	0	0	0	0	0	0	0	0	0	0	0	0	0	0	0	0	0	0	0	0
18:45	0	0	0	0	0	0	0	0	1	0	0	0	0	0	0	1	0	0	0	0	0	0	0	0
Start Time	Rolling Hour								Rolling Hour								Rolling Hour							
	Cars	LGV	OGV1	OGV2	Buses	M/C	Cycle	Total	Cars	LGV	OGV1	OGV2	Buses	M/C	Cycle	Total	Cars	LGV	OGV1	OGV2	Buses	M/C	Cycle	Total
07:00	0	0	0	0	0	0	0	0	26	10	4	8	0	0	0	48	0	0	0	0	0	0	0	0
07:15	0	0	0	0	0	0	0	0	30	10	6	7	0	0	0	53	0	0	0	0	0	0	0	0
07:30	0	0	0	0	0	0	0	0	38	16	4	9	0	0	0	67	0	0	0	0	0	0	0	0
07:45	0	0	0	0	0	0	0	0	53	17	5	10	0	0	0	85	0	0	0	0	0	0	0	0
08:00	0	0	0	0	0	0	0	0	63	15	8	8	1	0	0	95	0	0	0	0	0	0	0	0
08:15	0	0	0	0	0	0	0	0	75	14	5	7	1	0	0	102	0	0	0	0	0	0	0	0
08:30	0	0	0	0	0	0	0	0	69	9	4	7	1	0	0	90	0	0	0	0	0	0	0	0
08:45	0	0	0	0	0	0	0	0	54	7	4	5	1	0	0	71	0	0	0	0	0	0	0	0
09:00	0	0	0	0	0	0	0	0	37	4	2	5	1	0	0	49	0	0	0	0	0	0	0	0
16:00	0	0	0	0	0	0	0	0	3	2	0	3	0	0	0	8	0	0	0	0	0	0	0	0
16:15	0	0	0	0	0	0	0	0	4	2	0	2	0	0	0	8	1	0	0	0	0	0	0	1
16:30	0	0	0	0	0	0	0	0	5	0	0	2	0	1	0	8	1	0	0	0	0	0	0	1
16:45	0	0	0	0	0	0	0	0	6	3	0	1	0	1	0	11	1	0	0	0	0	0	0	1
17:00	0	0	0	0	0	0	0	0	5	3	0	3	0	1	0	12	1	0	0	0	0	0	0	1
17:15	0	0	0	0	0	0	0	0	7	3	0	4	0	1	0	15	0	0	0	0	0	0	0	0
17:30	0	0	0	0	0	0	0	0	5	3	0	4	0	0	0	12	0	0	0	0	0	0	0	0
17:45	0	0	0	0	0	0	0	0	4	0	0	4	0	0	0	8	0	0	0	0	0	0	0	0
18:00	0	0	0	0	0	0	0	0	4	0	0	2	0	0	0	6	0	0	0	0	0	0	0	0

# Intelligent Data Collection Limited



Client: Mott McDonald  
 Project Number: ID06180  
 Junction Number: Site 11

Date of Survey: 07.12.2021  
 Junction Name: A14 Milton Interchange  
 Junction Type: 5-arm Roundabout

Arm A: A10 (N)  
 Arm B: Cambridge Road (NE)

Arm C: A14 (E)  
 Arm D: A1309 Milton Road (S)

Arm E: A14 (W)

Time	E2 to B								E2 to A								E3 to E							
	Cars	LGV	OGV1	OGV2	Buses	M/C	Cycle	Total	Cars	LGV	OGV1	OGV2	Buses	M/C	Cycle	Total	Cars	LGV	OGV1	OGV2	Buses	M/C	Cycle	Total
07:00	16	2	0	0	0	0	0	18	1	0	0	0	0	0	0	1	0	0	0	0	0	0	0	0
07:15	23	9	1	0	0	0	0	33	0	2	0	0	0	0	0	2	0	0	0	0	0	0	0	0
07:30	20	8	0	0	0	0	0	28	0	0	0	0	0	0	0	0	0	0	0	0	0	0	0	0
07:45	24	13	0	1	0	0	0	38	0	2	0	0	0	0	0	2	0	0	0	0	0	0	0	0
08:00	24	8	0	0	0	1	0	33	1	0	0	0	0	0	0	1	0	0	0	0	0	0	0	0
08:15	42	6	0	0	0	0	0	48	0	0	0	0	0	0	0	0	0	0	0	0	0	0	0	0
08:30	38	5	1	0	1	0	0	45	1	0	0	0	0	0	0	1	0	0	0	0	0	0	0	0
08:45	37	9	1	0	1	0	0	48	3	0	0	0	0	0	0	3	0	0	0	0	0	0	0	0
09:00	35	10	1	1	1	0	0	48	3	1	0	0	0	0	0	4	0	0	0	0	0	0	0	0
09:15	37	7	0	1	0	0	0	45	1	1	0	0	0	0	0	2	0	0	0	0	0	0	0	0
09:30	25	6	0	1	0	0	0	32	2	0	0	0	0	0	0	2	0	0	0	0	0	0	0	0
09:45	36	9	0	0	0	0	0	45	2	2	0	0	0	0	0	4	0	0	0	0	0	0	0	0
16:00	32	9	2	0	0	0	0	43	0	0	0	0	0	0	0	0	0	0	0	0	0	0	0	0
16:15	39	2	0	0	1	0	0	42	1	0	0	0	0	0	0	1	0	0	0	0	0	0	0	0
16:30	26	3	0	0	0	0	0	29	0	0	0	0	0	0	0	0	0	0	0	0	0	0	0	0
16:45	48	7	0	2	0	0	0	57	0	0	0	0	0	0	0	0	0	0	0	0	0	0	0	0
17:00	38	4	0	0	0	0	0	42	1	0	0	2	0	0	0	3	0	0	0	0	0	0	0	0
17:15	34	6	1	0	1	0	0	42	2	0	0	0	0	0	0	2	0	0	0	0	0	0	0	0
17:30	30	4	0	3	0	0	0	37	4	0	0	0	0	0	0	4	0	0	0	0	0	0	0	0
17:45	41	3	0	1	0	0	0	45	0	0	0	0	0	0	0	0	0	0	0	0	0	0	0	0
18:00	36	0	0	1	0	0	0	37	1	0	0	0	0	0	0	1	0	0	0	0	0	0	0	0
18:15	36	2	0	1	0	0	0	39	1	0	0	0	0	0	0	1	0	0	0	0	0	0	0	0
18:30	27	1	0	0	0	0	0	28	2	0	0	0	0	0	0	2	0	0	0	0	0	0	0	0
18:45	21	3	1	0	0	0	0	25	0	1	0	0	0	0	0	1	0	0	0	0	0	0	0	0
Start Time	Rolling Hour							Total	Rolling Hour							Total	Rolling Hour							Total
07:00	83	32	1	1	0	0	0	117	1	4	0	0	0	0	0	5	0	0	0	0	0	0	0	0
07:15	91	38	1	1	0	1	0	132	1	4	0	0	0	0	0	5	0	0	0	0	0	0	0	0
07:30	110	35	0	1	0	1	0	147	1	2	0	0	0	0	0	3	0	0	0	0	0	0	0	0
07:45	128	32	1	1	1	1	0	164	2	2	0	0	0	0	0	4	0	0	0	0	0	0	0	0
08:00	141	28	2	0	2	1	0	174	5	0	0	0	0	0	0	5	0	0	0	0	0	0	0	0
08:15	152	30	3	1	3	0	0	189	7	1	0	0	0	0	0	8	0	0	0	0	0	0	0	0
08:30	147	31	3	2	3	0	0	186	8	2	0	0	0	0	0	10	0	0	0	0	0	0	0	0
08:45	134	32	2	3	2	0	0	173	9	2	0	0	0	0	0	11	0	0	0	0	0	0	0	0
09:00	133	32	1	3	1	0	0	170	8	4	0	0	0	0	0	12	0	0	0	0	0	0	0	0
16:00	145	21	2	2	1	0	0	171	1	0	0	0	0	0	0	1	0	0	0	0	0	0	0	0
16:15	151	16	0	2	1	0	0	170	2	0	0	2	0	0	0	4	0	0	0	0	0	0	0	0
16:30	146	20	1	2	1	0	0	170	3	0	0	2	0	0	0	5	0	0	0	0	0	0	0	0
16:45	150	21	1	5	1	0	0	178	7	0	0	2	0	0	0	9	0	0	0	0	0	0	0	0
17:00	143	17	1	4	1	0	0	166	7	0	0	2	0	0	0	9	0	0	0	0	0	0	0	0
17:15	141	13	1	5	1	0	0	161	7	0	0	0	0	0	0	7	0	0	0	0	0	0	0	0
17:30	143	9	0	6	0	0	0	158	6	0	0	0	0	0	0	6	0	0	0	0	0	0	0	0
17:45	140	6	0	3	0	0	0	149	4	0	0	0	0	0	0	4	0	0	0	0	0	0	0	0
18:00	120	6	1	2	0	0	0	129	4	1	0	0	0	0	0	5	0	0	0	0	0	0	0	0

# Intelligent Data Collection Limited



Client: Mott McDonald  
 Project Number: ID06180  
 Junction Number: Site 11

Date of Survey: 07.12.2021  
 Junction Name: A14 Milton Interchange  
 Junction Type: 5-arm Roundabout

Arm A: A10 (N)  
 Arm B: Cambridge Road (NE)

Arm C: A14 (E)  
 Arm D: A1309 Milton Road (S)

Arm E: A14 (W)

Time	E3 to D								E3 to C								E3 to B							
	Cars	LGV	OGV1	OGV2	Buses	M/C	Cycle	Total	Cars	LGV	OGV1	OGV2	Buses	M/C	Cycle	Total	Cars	LGV	OGV1	OGV2	Buses	M/C	Cycle	Total
07:00	0	0	0	0	0	0	0	0	0	0	0	0	0	0	0	0	0	0	0	0	0	0	0	0
07:15	0	0	0	0	0	0	0	0	0	0	0	0	0	0	0	0	0	0	0	0	0	0	0	0
07:30	0	0	0	0	0	0	0	0	0	0	0	0	0	0	0	0	0	0	0	0	0	0	0	0
07:45	0	0	0	0	0	0	0	0	0	0	0	0	0	0	0	0	0	0	0	0	0	0	0	0
08:00	0	0	0	0	0	0	0	0	0	0	0	0	0	0	0	0	0	0	0	0	0	0	0	0
08:15	0	0	0	0	0	0	0	0	0	0	0	0	0	0	0	0	0	0	0	0	0	0	0	0
08:30	0	0	0	0	0	0	0	0	0	0	0	0	0	0	0	0	0	0	0	0	0	0	0	0
08:45	0	0	0	0	0	0	0	0	0	0	0	0	0	0	0	0	0	0	0	0	0	0	0	0
09:00	0	0	0	0	0	0	0	0	0	0	0	0	0	0	0	0	0	0	0	0	0	0	0	0
09:15	0	0	0	0	0	0	0	0	0	0	0	0	0	0	0	0	0	0	0	0	0	0	0	0
09:30	0	0	0	0	0	0	0	0	0	0	0	0	0	0	0	0	0	0	0	0	0	0	0	0
09:45	0	0	0	0	0	0	0	0	0	0	0	0	0	0	0	0	0	0	0	0	0	0	0	0
16:00	0	0	0	0	0	0	0	0	0	0	0	0	0	0	0	0	0	0	0	0	0	0	0	0
16:15	0	0	0	0	0	0	0	0	0	0	0	0	0	0	0	0	0	0	0	0	0	0	0	0
16:30	0	0	0	0	0	0	0	0	0	0	0	0	0	0	0	0	0	0	0	0	0	0	0	0
16:45	0	0	0	0	0	0	0	0	0	0	0	0	0	0	0	0	0	0	0	0	0	0	0	0
17:00	0	0	0	0	0	0	0	0	0	0	0	0	0	0	0	0	0	0	0	0	0	0	0	0
17:15	0	0	0	0	0	0	0	0	0	0	0	0	0	0	0	0	0	0	0	0	0	0	0	0
17:30	0	0	0	0	0	0	0	0	0	0	0	0	0	0	0	0	0	0	0	0	0	0	0	0
17:45	0	0	0	0	0	0	0	0	0	0	0	0	0	0	0	0	0	0	0	0	0	0	0	0
18:00	0	0	0	0	0	0	0	0	0	0	0	0	0	0	0	0	0	0	0	0	0	0	0	0
18:15	0	0	0	0	0	0	0	0	0	0	0	0	0	0	0	0	0	0	0	0	0	0	0	0
18:30	0	0	0	0	0	0	0	0	0	0	0	0	0	0	0	0	0	0	0	0	0	0	0	0
18:45	0	0	0	0	0	0	0	0	0	0	0	0	0	0	0	0	0	0	0	0	0	0	0	0
Start Time	Rolling Hour								Rolling Hour								Rolling Hour							
	Cars	LGV	OGV1	OGV2	Buses	M/C	Cycle	Total	Cars	LGV	OGV1	OGV2	Buses	M/C	Cycle	Total	Cars	LGV	OGV1	OGV2	Buses	M/C	Cycle	Total
07:00	0	0	0	0	0	0	0	0	0	0	0	0	0	0	0	0	0	0	0	0	0	0	0	0
07:15	0	0	0	0	0	0	0	0	0	0	0	0	0	0	0	0	0	0	0	0	0	0	0	0
07:30	0	0	0	0	0	0	0	0	0	0	0	0	0	0	0	0	0	0	0	0	0	0	0	0
07:45	0	0	0	0	0	0	0	0	0	0	0	0	0	0	0	0	0	0	0	0	0	0	0	0
08:00	0	0	0	0	0	0	0	0	0	0	0	0	0	0	0	0	0	0	0	0	0	0	0	0
08:15	0	0	0	0	0	0	0	0	0	0	0	0	0	0	0	0	0	0	0	0	0	0	0	0
08:30	0	0	0	0	0	0	0	0	0	0	0	0	0	0	0	0	0	0	0	0	0	0	0	0
08:45	0	0	0	0	0	0	0	0	0	0	0	0	0	0	0	0	0	0	0	0	0	0	0	0
09:00	0	0	0	0	0	0	0	0	0	0	0	0	0	0	0	0	0	0	0	0	0	0	0	0
16:00	0	0	0	0	0	0	0	0	0	0	0	0	0	0	0	0	0	0	0	0	0	0	0	0
16:15	0	0	0	0	0	0	0	0	0	0	0	0	0	0	0	0	0	0	0	0	0	0	0	0
16:30	0	0	0	0	0	0	0	0	0	0	0	0	0	0	0	0	0	0	0	0	0	0	0	0
16:45	0	0	0	0	0	0	0	0	0	0	0	0	0	0	0	0	0	0	0	0	0	0	0	0
17:00	0	0	0	0	0	0	0	0	0	0	0	0	0	0	0	0	0	0	0	0	0	0	0	0
17:15	0	0	0	0	0	0	0	0	0	0	0	0	0	0	0	0	0	0	0	0	0	0	0	0
17:30	0	0	0	0	0	0	0	0	0	0	0	0	0	0	0	0	0	0	0	0	0	0	0	0
17:45	0	0	0	0	0	0	0	0	0	0	0	0	0	0	0	0	0	0	0	0	0	0	0	0
18:00	0	0	0	0	0	0	0	0	0	0	0	0	0	0	0	0	0	0	0	0	0	0	0	0

# Intelligent Data Collection Limited



Client: Mott McDonald Date of Survey: 07.12.2021  
 Project Number: ID06180 Junction Name: A14 Milton Interchange  
 Junction Number: Site 11 Junction Type: 5-arm Roundabout

Arm A: A10 (N)  
 Arm B: Cambridge Road (NE)

Arm C: A14 (E)  
 Arm D: A1309 Milton Road (S)

Arm E: A14 (W)

E3 to A								
Time	Cars	LGV	OGV1	OGV2	Buses	M/C	Cycle	Total
07:00	62	29	1	12	0	0	0	104
07:15	69	31	2	6	0	2	0	110
07:30	81	31	2	10	0	0	0	124
07:45	93	28	4	8	0	0	0	133
08:00	91	29	0	8	0	1	0	129
08:15	105	24	5	14	0	0	0	148
08:30	92	21	3	8	0	0	0	124
08:45	124	23	0	12	0	1	0	160
09:00	68	21	2	6	0	0	0	97
09:15	69	15	5	7	0	0	0	96
09:30	67	21	2	10	0	0	0	100
09:45	55	21	9	12	0	1	0	98
16:00	60	16	2	8	0	0	0	86
16:15	71	23	5	9	0	1	0	109
16:30	62	19	3	7	0	0	0	91
16:45	71	16	2	6	0	0	0	95
17:00	65	19	0	3	0	0	0	87
17:15	69	15	1	3	0	0	0	88
17:30	64	12	0	3	1	0	0	80
17:45	84	12	1	3	0	0	0	100
18:00	75	12	0	6	1	0	0	94
18:15	78	10	2	7	1	0	0	98
18:30	60	6	0	3	1	0	0	70
18:45	47	9	1	4	0	0	0	61
Start Time	Rolling Hour							Total
07:00	305	119	9	36	0	2	0	471
07:15	334	119	8	32	0	3	0	496
07:30	370	112	11	40	0	1	0	534
07:45	381	102	12	38	0	1	0	534
08:00	412	97	8	42	0	2	0	561
08:15	389	89	10	40	0	1	0	529
08:30	353	80	10	33	0	1	0	477
08:45	328	80	9	35	0	1	0	453
09:00	259	78	18	35	0	1	0	391
16:00	264	74	12	30	0	1	0	381
16:15	269	77	10	25	0	1	0	382
16:30	267	69	6	19	0	0	0	361
16:45	269	62	3	15	1	0	0	350
17:00	282	58	2	12	1	0	0	355
17:15	292	51	2	15	2	0	0	362
17:30	301	46	3	19	3	0	0	372
17:45	297	40	3	19	3	0	0	362
18:00	260	37	3	20	3	0	0	323

# Intelligent Data Collection Limited



**Client:** Mott McDonald      **Date of Survey:** 07.12.2021  
**Project Number:** ID06180      **Junction Name:** A14 Milton Interchange  
**Junction Number:** Site 11      **Junction Type:** 5-arm Roundabout

Time	Arm A Approach								Arm A Exit									
	Cars	LGV	OGV1	OGV2	Buses	M/C	Cycle	Total	Cars	LGV	OGV1	OGV2	Buses	M/C	Cycle	Total		
07:00	182	53	2	11	2	1	0	251	107	45	3	14	1	1	3	174		
07:15	170	67	6	5	2	0	0	250	145	55	4	11	1	2	0	218		
07:30	196	55	2	6	2	1	0	262	171	58	7	11	1	2	0	250		
07:45	200	56	1	10	1	1	0	269	189	53	4	11	1	1	0	259		
08:00	161	40	7	10	2	2	0	222	202	43	4	8	2	2	0	261		
08:15	206	46	6	10	1	2	0	271	211	38	7	15	2	3	0	276		
08:30	192	38	5	7	1	1	0	244	211	42	8	11	1	2	0	275		
08:45	196	43	5	8	1	1	0	254	243	41	4	14	1	1	0	304		
09:00	210	39	9	9	1	1	0	269	156	46	4	8	2	0	0	216		
09:15	181	43	11	11	5	0	0	251	145	39	8	10	2	2	0	206		
09:30	185	47	6	13	2	2	0	255	146	42	7	12	2	0	0	209		
09:45	161	40	5	19	1	4	0	230	121	40	12	14	2	1	0	190		
16:00	175	50	0	7	1	1	0	234	211	43	6	9	1	0	0	270		
16:15	172	37	2	7	2	1	0	221	197	51	8	10	1	1	0	268		
16:30	151	40	2	5	1	0	0	199	197	42	4	8	2	0	0	253		
16:45	163	28	0	6	1	2	0	200	192	38	5	6	0	2	0	243		
17:00	182	30	1	13	1	1	0	228	214	44	1	5	1	0	0	265		
17:15	230	32	1	12	1	3	0	279	237	28	1	3	1	1	0	271		
17:30	197	23	1	4	1	2	0	228	221	32	1	3	2	1	0	260		
17:45	174	12	2	2	3	2	1	196	199	25	1	3	1	0	0	229		
18:00	153	10	1	3	2	1	0	170	196	21	0	6	2	0	0	225		
18:15	133	13	1	0	2	0	0	149	202	17	2	7	3	0	0	231		
18:30	111	15	0	2	2	3	2	135	161	13	0	3	3	2	0	182		
18:45	114	14	1	1	1	0	0	131	126	18	1	4	0	2	0	151		
Start Time	Rolling Hour								Total	Rolling Hour								Total
07:00	748	231	11	32	7	3	0	1032	612	211	18	47	4	6	3	901		
07:15	727	218	16	31	7	4	0	1003	707	209	19	41	5	7	0	988		
07:30	763	197	16	36	6	6	0	1024	773	192	22	45	6	8	0	1046		
07:45	759	180	19	37	5	6	0	1006	813	176	23	45	6	8	0	1071		
08:00	755	167	23	35	5	6	0	991	867	164	23	48	6	8	0	1116		
08:15	804	166	25	34	4	5	0	1038	821	167	23	48	6	6	0	1071		
08:30	779	163	30	35	8	3	0	1018	755	168	24	43	6	5	0	1001		
08:45	772	172	31	41	9	4	0	1029	690	168	23	44	7	3	0	935		
09:00	737	169	31	52	9	7	0	1005	568	167	31	44	8	3	0	821		
16:00	661	155	4	25	5	4	0	854	797	174	23	33	4	3	0	1034		
16:15	668	135	5	31	5	4	0	848	800	175	18	29	4	3	0	1029		
16:30	726	130	4	36	4	6	0	906	840	152	11	22	4	3	0	1032		
16:45	772	113	3	35	4	8	0	935	864	142	8	17	4	4	0	1039		
17:00	783	97	5	31	6	8	1	931	871	129	4	14	5	2	0	1025		
17:15	754	77	5	21	7	8	1	873	853	106	3	15	6	2	0	985		
17:30	657	58	5	9	8	5	1	743	818	95	4	19	8	1	0	945		
17:45	571	50	4	7	9	6	3	650	758	76	3	19	9	2	0	867		
18:00	511	52	3	6	7	4	2	585	685	69	3	20	8	4	0	789		

# Intelligent Data Collection Limited



**Client:** Mott McDonald      **Date of Survey:** 07.12.2021  
**Project Number:** ID06180      **Junction Name:** A14 Milton Interchange  
**Junction Number:** Site 11      **Junction Type:** 5-arm Roundabout

Time	Arm B Approach								Arm B Exit									
	Cars	LGV	OGV1	OGV2	Buses	M/C	Cycle	Total	Cars	LGV	OGV1	OGV2	Buses	M/C	Cycle	Total		
07:00	63	13	0	1	3	0	0	80	41	14	0	0	0	0	0	55		
07:15	62	20	2	0	4	1	0	89	53	29	1	0	0	0	0	83		
07:30	98	21	1	0	3	0	0	123	53	26	1	0	0	0	0	80		
07:45	86	33	3	1	0	1	0	124	75	29	0	1	1	0	0	106		
08:00	81	27	0	1	1	1	0	111	58	25	1	0	1	1	0	86		
08:15	82	31	0	1	1	1	0	116	88	17	1	0	3	1	0	110		
08:30	99	16	2	0	2	1	0	120	106	15	2	0	4	0	0	127		
08:45	88	22	1	0	0	0	0	111	95	19	1	0	2	0	0	117		
09:00	107	27	0	0	0	0	0	134	105	26	3	1	2	0	0	137		
09:15	89	22	2	0	0	0	0	113	93	21	1	1	1	0	0	117		
09:30	89	14	3	1	0	0	0	107	84	18	1	1	1	1	0	106		
09:45	82	27	0	1	0	0	0	110	88	22	0	0	0	2	0	112		
16:00	123	22	0	0	1	0	0	146	104	19	2	0	1	0	0	126		
16:15	114	23	1	0	0	0	0	138	120	12	0	1	1	0	1	135		
16:30	119	17	0	1	0	1	0	138	92	12	0	1	1	0	0	106		
16:45	108	12	1	0	0	1	0	122	131	17	0	2	0	1	0	151		
17:00	132	12	0	0	0	0	0	144	124	11	0	1	0	1	0	137		
17:15	115	9	0	1	1	1	0	127	133	17	1	0	2	1	0	154		
17:30	122	17	0	0	0	1	0	140	122	14	0	3	0	0	0	139		
17:45	144	12	0	1	0	0	0	157	124	11	0	1	0	1	0	137		
18:00	128	10	0	2	1	0	0	141	132	5	0	1	1	0	0	139		
18:15	113	9	0	0	0	1	0	123	122	6	0	1	1	0	0	130		
18:30	104	10	0	0	0	1	0	115	81	6	0	0	1	1	0	89		
18:45	100	7	1	1	1	0	0	110	77	7	1	0	0	0	0	85		
Start Time	Rolling Hour								Total	Rolling Hour								Total
07:00	309	87	6	2	10	2	0	416	222	98	2	1	1	0	0	324		
07:15	327	101	6	2	8	3	0	447	239	109	3	1	2	1	0	355		
07:30	347	112	4	3	5	3	0	474	274	97	3	1	5	2	0	382		
07:45	348	107	5	3	4	4	0	471	327	86	4	1	9	2	0	429		
08:00	350	96	3	2	4	3	0	458	347	76	5	0	10	2	0	440		
08:15	376	96	3	1	3	2	0	481	394	77	7	1	11	1	0	491		
08:30	383	87	5	0	2	1	0	478	399	81	7	2	9	0	0	498		
08:45	373	85	6	1	0	0	0	465	377	84	6	3	6	1	0	477		
09:00	367	90	5	2	0	0	0	464	370	87	5	3	4	3	0	472		
16:00	464	74	2	1	1	2	0	544	447	60	2	4	3	1	1	518		
16:15	473	64	2	1	0	2	0	542	467	52	0	5	2	2	1	529		
16:30	474	50	1	2	1	3	0	531	480	57	1	4	3	3	0	548		
16:45	477	50	1	1	1	3	0	533	510	59	1	6	2	3	0	581		
17:00	513	50	0	2	1	2	0	568	503	53	1	5	2	3	0	567		
17:15	509	48	0	4	2	2	0	565	511	47	1	5	3	2	0	569		
17:30	507	48	0	3	1	2	0	561	500	36	0	6	2	1	0	545		
17:45	489	41	0	3	1	2	0	536	459	28	0	3	3	2	0	495		
18:00	445	36	1	3	2	2	0	489	412	24	1	2	3	1	0	443		

# Intelligent Data Collection Limited



**Client:** Mott McDonald      **Date of Survey:** 07.12.2021  
**Project Number:** ID06180      **Junction Name:** A14 Milton Interchange  
**Junction Number:** Site 11      **Junction Type:** 5-arm Roundabout

Time	Arm C Approach							Arm C Exit								
	Cars	LGV	OGV1	OGV2	Buses	M/C	Cycle	Total	Cars	LGV	OGV1	OGV2	Buses	M/C	Cycle	Total
07:00	82	31	1	0	0	1	0	115	81	14	1	0	1	0	0	97
07:15	112	40	1	3	0	0	0	156	82	33	4	3	2	0	0	124
07:30	136	47	4	3	0	0	0	190	85	22	2	0	2	0	0	111
07:45	180	42	2	2	0	1	0	227	100	35	4	2	1	0	0	142
08:00	165	37	3	0	1	0	0	206	109	33	5	1	0	0	0	148
08:15	207	28	1	1	1	2	0	240	127	35	2	1	1	0	0	166
08:30	222	30	5	2	1	1	0	261	103	15	4	3	0	0	0	125
08:45	217	28	2	2	1	0	0	250	101	28	1	1	0	0	0	131
09:00	186	25	1	1	2	0	0	215	115	26	5	2	0	1	0	149
09:15	143	24	4	4	1	2	0	178	96	24	7	1	0	0	0	128
09:30	130	30	5	4	1	1	0	171	75	22	3	3	1	0	0	104
09:45	91	19	4	1	1	1	0	117	79	28	3	6	0	0	0	116
16:00	104	23	4	2	2	0	0	135	171	41	0	0	1	0	0	213
16:15	106	24	1	2	0	0	0	133	161	26	1	2	3	2	0	195
16:30	120	23	1	4	0	0	0	148	159	26	2	0	0	1	0	188
16:45	109	22	2	0	0	2	0	135	159	19	1	1	0	1	0	181
17:00	123	13	2	0	0	1	0	139	194	17	0	1	0	1	0	213
17:15	131	18	1	1	1	0	0	152	187	22	0	2	1	1	0	213
17:30	126	19	2	2	0	0	0	149	159	16	0	0	0	1	0	176
17:45	135	13	1	0	0	0	0	149	165	14	1	1	0	0	0	181
18:00	110	9	0	2	0	1	0	122	131	7	1	0	0	1	0	140
18:15	116	7	0	0	0	1	0	124	108	7	0	0	0	1	0	116
18:30	76	8	0	0	2	1	0	87	110	10	0	0	0	2	0	122
18:45	73	6	0	1	3	1	0	84	87	3	0	2	0	0	0	92
Start Time	Rolling Hour							Total	Rolling Hour							Total
07:00	510	160	8	8	0	2	0	688	348	104	11	5	6	0	0	474
07:15	593	166	10	8	1	1	0	779	376	123	15	6	5	0	0	525
07:30	688	154	10	6	2	3	0	863	421	125	13	4	4	0	0	567
07:45	774	137	11	5	3	4	0	934	439	118	15	7	2	0	0	581
08:00	811	123	11	5	4	3	0	957	440	111	12	6	1	0	0	570
08:15	832	111	9	6	5	3	0	966	446	104	12	7	1	1	0	571
08:30	768	107	12	9	5	3	0	904	415	93	17	7	0	1	0	533
08:45	676	107	12	11	5	3	0	814	387	100	16	7	1	1	0	512
09:00	550	98	14	10	5	4	0	681	365	100	18	12	1	1	0	497
16:00	439	92	8	8	2	2	0	551	650	112	4	3	4	4	0	777
16:15	458	82	6	6	0	3	0	555	673	88	4	4	3	5	0	777
16:30	483	76	6	5	1	3	0	574	699	84	3	4	1	4	0	795
16:45	489	72	7	3	1	3	0	575	699	74	1	4	1	4	0	783
17:00	515	63	6	3	1	1	0	589	705	69	1	4	1	3	0	783
17:15	502	59	4	5	1	1	0	572	642	59	2	3	1	3	0	710
17:30	487	48	3	4	0	2	0	544	563	44	2	1	0	3	0	613
17:45	437	37	1	2	2	3	0	482	514	38	2	1	0	4	0	559
18:00	375	30	0	3	5	4	0	417	436	27	1	2	0	4	0	470

# Intelligent Data Collection Limited



**Client:** Mott McDonald      **Date of Survey:** 07.12.2021  
**Project Number:** ID06180      **Junction Name:** A14 Milton Interchange  
**Junction Number:** Site 11      **Junction Type:** 5-arm Roundabout

Time	Arm D Approach								Arm D Exit									
	Cars	LGV	OGV1	OGV2	Buses	M/C	Cycle	Total	Cars	LGV	OGV1	OGV2	Buses	M/C	Cycle	Total		
07:00	67	24	4	5	3	0	3	106	187	65	3	10	3	1	0	269		
07:15	91	37	4	13	2	1	0	148	198	66	6	0	3	2	0	275		
07:30	96	48	8	5	1	2	0	160	265	80	5	7	3	2	0	362		
07:45	128	38	10	6	3	0	0	185	316	73	5	12	1	2	0	409		
08:00	128	50	6	6	3	1	0	194	274	61	5	3	3	1	0	347		
08:15	153	36	7	6	6	0	0	208	406	57	7	6	3	2	0	481		
08:30	153	28	8	6	3	0	0	198	395	48	6	7	2	1	0	459		
08:45	145	34	8	6	1	0	0	194	430	52	9	3	3	3	0	500		
09:00	132	42	10	6	2	0	0	192	409	56	5	3	2	0	0	475		
09:15	124	43	7	5	3	1	0	183	299	41	7	8	3	2	0	360		
09:30	102	40	9	4	3	0	0	158	237	51	12	9	0	2	0	311		
09:45	104	35	6	8	1	1	0	155	191	36	8	7	2	5	0	249		
16:00	351	53	4	3	2	1	0	414	138	30	3	3	3	0	0	177		
16:15	299	50	4	4	3	2	1	363	151	39	2	2	1	0	0	195		
16:30	303	37	3	0	4	0	0	347	148	35	1	4	1	0	0	189		
16:45	305	50	4	0	0	1	0	360	134	29	0	2	1	2	0	168		
17:00	380	41	0	0	1	1	0	423	144	22	1	4	1	1	0	173		
17:15	369	23	1	3	2	2	0	400	150	19	2	4	2	4	0	181		
17:30	346	30	1	0	1	3	0	381	141	24	1	4	1	1	0	172		
17:45	259	21	0	0	1	1	0	282	150	14	2	7	3	1	1	178		
18:00	277	16	1	1	3	3	0	301	161	11	0	4	3	2	0	181		
18:15	248	11	1	0	3	1	0	264	131	12	1	2	2	2	0	150		
18:30	199	14	0	1	3	3	0	220	118	15	0	0	4	1	2	140		
18:45	151	11	0	2	0	1	0	165	133	18	1	1	5	0	0	158		
Start Time	Rolling Hour								Total	Rolling Hour								Total
07:00	382	147	26	29	9	3	3	599	966	284	19	29	10	7	0	1315		
07:15	443	173	28	30	9	4	0	687	1053	280	21	22	10	7	0	1393		
07:30	505	172	31	23	13	3	0	747	1261	271	22	28	10	7	0	1599		
07:45	562	152	31	24	15	1	0	785	1391	239	23	28	9	6	0	1696		
08:00	579	148	29	24	13	1	0	794	1505	218	27	19	11	7	0	1787		
08:15	583	140	33	24	12	0	0	792	1640	213	27	19	10	6	0	1915		
08:30	554	147	33	23	9	1	0	767	1533	197	27	21	10	6	0	1794		
08:45	503	159	34	21	9	1	0	727	1375	200	33	23	8	7	0	1646		
09:00	462	160	32	23	9	2	0	688	1136	184	32	27	7	9	0	1395		
16:00	1258	190	15	7	9	4	1	1484	571	133	6	11	6	2	0	729		
16:15	1287	178	11	4	8	4	1	1493	577	125	4	12	4	3	0	725		
16:30	1357	151	8	3	7	4	0	1530	576	105	4	14	5	7	0	711		
16:45	1400	144	6	3	4	7	0	1564	569	94	4	14	5	8	0	694		
17:00	1354	115	2	3	5	7	0	1486	585	79	6	19	7	7	1	704		
17:15	1251	90	3	4	7	9	0	1364	602	68	5	19	9	8	1	712		
17:30	1130	78	3	1	8	8	0	1228	583	61	4	17	9	6	1	681		
17:45	983	62	2	2	10	8	0	1067	560	52	3	13	12	6	3	649		
18:00	875	52	2	4	9	8	0	950	543	56	2	7	14	5	2	629		



# Intelligent Data Collection Limited



**Client:** Mott McDonald      **Date of Survey:** 07.12.2021  
**Project Number:** ID06180      **Junction Name:** A14 Milton Interchange  
**Junction Number:** Site 11      **Junction Type:** 5-arm Roundabout

Time	Arm E Approach							Arm E Exit								
	Cars	LGV	OGV1	OGV2	Buses	M/C	Cycle	Total	Cars	LGV	OGV1	OGV2	Buses	M/C	Cycle	Total
07:00	121	49	3	18	0	0	0	191	99	32	3	11	3	0	0	148
07:15	151	61	7	6	1	3	0	229	108	42	5	13	3	1	0	172
07:30	169	58	3	15	0	1	0	246	121	43	3	11	0	0	0	178
07:45	214	67	7	15	0	0	0	303	128	46	10	8	0	0	0	192
08:00	228	54	3	11	0	2	0	298	120	46	4	16	1	2	0	189
08:15	307	47	9	19	0	1	0	383	123	41	6	15	0	0	0	185
08:30	266	35	6	12	1	0	0	320	117	27	6	6	1	0	0	157
08:45	339	52	6	14	3	3	0	417	116	39	7	12	0	0	0	174
09:00	255	52	6	10	1	0	0	324	105	31	9	12	0	0	0	157
09:15	209	34	7	13	0	1	0	264	113	41	8	13	3	0	0	178
09:30	151	39	8	13	0	0	0	211	115	37	8	10	2	0	0	172
09:45	147	45	13	14	1	2	0	222	106	40	5	16	0	0	0	167
16:00	114	32	5	9	0	0	0	160	243	47	2	9	0	2	0	303
16:15	131	38	5	10	1	1	0	186	193	44	2	8	0	1	0	248
16:30	106	26	3	8	0	0	0	143	203	28	2	5	1	0	0	239
16:45	145	27	2	9	0	0	0	183	214	36	3	4	0	0	0	257
17:00	134	26	0	6	0	0	0	166	275	28	1	8	0	0	0	312
17:15	130	22	2	4	1	1	0	160	268	18	1	12	0	0	0	299
17:30	113	25	0	6	1	0	0	145	261	28	2	2	0	3	0	296
17:45	154	20	2	10	0	0	0	186	228	14	1	1	0	1	0	245
18:00	152	13	0	8	1	0	0	174	200	14	1	5	1	2	0	223
18:15	134	14	3	10	2	1	0	164	181	12	2	0	1	1	0	197
18:30	119	10	0	3	2	0	0	134	139	13	0	3	1	2	0	158
18:45	87	17	2	4	0	0	0	110	102	9	1	2	0	0	0	114
Start Time	Rolling Hour							Total	Rolling Hour							Total
07:00	655	235	20	54	1	4	0	969	456	163	21	43	6	1	0	690
07:15	762	240	20	47	1	6	0	1076	477	177	22	48	4	3	0	731
07:30	918	226	22	60	0	4	0	1230	492	176	23	50	1	2	0	744
07:45	1015	203	25	57	1	3	0	1304	488	160	26	45	2	2	0	723
08:00	1140	188	24	56	4	6	0	1418	476	153	23	49	2	2	0	705
08:15	1167	186	27	55	5	4	0	1444	461	138	28	45	1	0	0	673
08:30	1069	173	25	49	5	4	0	1325	451	138	30	43	4	0	0	666
08:45	954	177	27	50	4	4	0	1216	449	148	32	47	5	0	0	681
09:00	762	170	34	50	2	3	0	1021	439	149	30	51	5	0	0	674
16:00	496	123	15	36	1	1	0	672	853	155	9	26	1	3	0	1047
16:15	516	117	10	33	1	1	0	678	885	136	8	25	1	1	0	1056
16:30	515	101	7	27	1	1	0	652	960	110	7	29	1	0	0	1107
16:45	522	100	4	25	2	1	0	654	1018	110	7	26	0	3	0	1164
17:00	531	93	4	26	2	1	0	657	1032	88	5	23	0	4	0	1152
17:15	549	80	4	28	3	1	0	665	957	74	5	20	1	6	0	1063
17:30	553	72	5	34	4	1	0	669	870	68	6	8	2	7	0	961
17:45	559	57	5	31	5	1	0	658	748	53	4	9	3	6	0	823
18:00	492	54	5	25	5	1	0	582	622	48	4	10	3	5	0	692

# Intelligent Data Collection Limited



**Client:** Mott McDonald      **Date of Survey:** 07.12.2021  
**Project Number:** ID06180      **Junction Name:** A14 Milton Interchange  
**Junction Number:** Site 11      **Junction Type:** 5-arm Roundabout

Total Junction Flow								
Time	Cars	LGV	OGV1	OGV2	Buses	M/C	Cycle	Total
07:00	515	170	10	35	8	2	3	743
07:15	586	225	20	27	9	5	0	872
07:30	695	229	18	29	6	4	0	981
07:45	808	236	23	34	4	3	0	1108
08:00	763	208	19	28	7	6	0	1031
08:15	955	188	23	37	9	6	0	1218
08:30	932	147	26	27	8	3	0	1143
08:45	985	179	22	30	6	4	0	1226
09:00	890	185	26	26	6	1	0	1134
09:15	746	166	31	33	9	4	0	989
09:30	657	170	31	35	6	3	0	902
09:45	585	166	28	43	4	8	0	834
16:00	867	180	13	21	6	2	0	1089
16:15	822	172	13	23	6	4	1	1041
16:30	799	143	9	18	5	1	0	975
16:45	830	139	9	15	1	6	0	1000
17:00	951	122	3	19	2	3	0	1100
17:15	975	104	5	21	6	7	0	1118
17:30	904	114	4	12	3	6	0	1043
17:45	866	78	5	13	4	3	1	970
18:00	820	58	2	16	7	5	0	908
18:15	744	54	5	10	7	4	0	824
18:30	609	57	0	6	9	8	2	691
18:45	525	55	4	9	5	2	0	600
Start Time	Rolling Hour							Total
07:00	2604	860	71	125	27	14	3	3704
07:15	2852	898	80	118	26	18	0	3992
07:30	3221	861	83	128	26	19	0	4338
07:45	3458	779	91	126	28	18	0	4500
08:00	3635	722	90	122	30	19	0	4618
08:15	3762	699	97	120	29	14	0	4721
08:30	3553	677	105	116	29	12	0	4492
08:45	3278	700	110	124	27	12	0	4251
09:00	2878	687	116	137	25	16	0	3859
16:00	3318	634	44	77	18	13	1	4105
16:15	3402	576	34	75	14	14	1	4116
16:30	3555	508	26	73	14	17	0	4193
16:45	3660	479	21	67	12	22	0	4261
17:00	3696	418	17	65	15	19	1	4231
17:15	3565	354	16	62	20	21	1	4039
17:30	3334	304	16	51	21	18	1	3745
17:45	3039	247	12	45	27	20	3	3393
18:00	2698	224	11	41	28	19	2	3023

# Intelligent Data Collection Limited



Client: Mott McDonald  
 Project Number: ID06180  
 Junction Number: Site 11

Date of Survey: 07.12.2021  
 Junction Name: A14 Milton Interchange  
 Junction Type: 5-arm Roundabout

Arm A: A10 (N)  
 Arm B: Cambridge Road (NE)  
 Arm C: A14 (E)

Arm D: A1309 Milton Road (S)  
 Arm E: A14 (W)

PCU Summary																		
Time	A1 to A	A1 to E	A1 to D	A1 to C	A1 to B	A2 to A	A2 to E	A2 to D	A2 to C	A2 to B	A3 to A	A3 to E	A3 to D	A3 to C	A3 to B	B1 to B	B1 to A	B1 to E
07:00	0	91	0	0	0	0	11	29	0	0	0	0	84	46	7	1	5	25
07:15	0	89	0	0	0	0	10	35	0	0	0	0	60	63	5	1	8	29
07:30	0	82	0	0	0	0	9	42	0	0	0	0	82	52	5	0	10	37
07:45	1	95	0	0	0	0	10	31	1	0	0	0	78	63	4	1	4	42
08:00	0	88	0	0	0	0	19	31	0	0	0	0	45	55	3	0	4	37
08:15	1	84	0	0	0	0	29	46	0	0	0	0	62	57	7	0	4	29
08:30	0	70	0	0	0	0	14	55	0	0	0	0	60	46	11	0	7	36
08:45	0	85	0	0	0	0	12	54	0	0	0	0	50	50	16	0	6	38
09:00	0	73	0	0	0	0	19	53	1	0	0	0	66	55	19	0	6	31
09:15	0	95	1	0	0	0	15	36	1	0	0	0	57	55	16	0	2	35
09:30	0	102	0	0	0	0	16	44	0	0	0	0	56	46	11	1	2	34
09:45	0	89	0	0	0	0	20	30	0	0	0	0	55	44	18	0	2	41
16:00	0	102	0	0	0	0	15	21	0	0	0	0	33	63	10	0	3	44
16:15	1	87	0	0	0	0	19	30	2	0	0	0	23	55	16	0	4	41
16:30	0	55	0	0	0	0	27	28	1	0	0	0	38	52	7	0	2	41
16:45	0	75	0	0	0	0	15	32	0	0	0	0	33	43	9	1	7	50
17:00	0	93	1	1	0	0	13	32	0	0	0	0	35	58	13	0	3	60
17:15	0	116	0	0	0	0	29	28	0	0	0	0	34	70	17	0	4	39
17:30	0	74	0	0	0	0	33	30	1	0	0	0	28	51	17	0	4	55
17:45	0	80	0	0	0	0	11	22	0	0	0	0	31	46	12	0	6	61
18:00	0	64	0	0	0	0	9	25	0	0	0	0	29	37	11	1	8	45
18:15	0	59	0	0	0	0	7	25	0	0	0	0	20	26	15	0	7	42
18:30	0	49	0	0	0	0	9	23	0	0	0	0	11	34	10	0	3	35
18:45	0	25	0	0	0	0	11	21	0	0	0	0	38	28	11	0	12	28
Start Time	Rolling Hour																	
07:00	1	357	0	0	0	0	40	137	1	0	0	0	304	224	21	3	27	132
07:15	1	354	0	0	0	0	48	138	1	0	0	0	264	232	17	2	26	145
07:30	2	349	0	0	0	0	67	150	1	0	0	0	266	227	19	1	22	145
07:45	2	337	0	0	0	0	72	163	1	0	0	0	244	220	25	1	20	144
08:00	1	328	0	0	0	0	74	185	0	0	0	0	217	207	37	0	22	140
08:15	1	312	0	0	0	0	75	208	1	0	0	0	238	207	53	0	24	134
08:30	0	323	1	0	0	0	61	198	2	0	0	0	233	205	62	0	21	140
08:45	0	356	1	0	0	0	62	186	2	0	0	0	229	206	62	1	16	137
09:00	0	359	1	0	0	0	70	163	2	0	0	0	234	199	65	1	12	140
16:00	1	318	0	0	0	0	76	112	3	0	0	0	127	212	42	1	16	176
16:15	1	309	1	1	0	0	74	123	3	0	0	0	129	207	45	1	16	192
16:30	0	339	1	1	0	0	84	120	1	0	0	0	141	222	47	1	16	190
16:45	0	358	1	1	0	0	90	122	1	0	0	0	130	221	57	1	18	204
17:00	0	362	1	1	0	0	85	112	1	0	0	0	127	224	60	0	17	215
17:15	0	334	0	0	0	0	81	106	1	0	0	0	122	204	57	1	22	200
17:30	0	276	0	0	0	0	59	103	1	0	0	0	107	160	55	1	25	203
17:45	0	251	0	0	0	0	36	96	0	0	0	0	91	142	48	1	24	183
18:00	0	197	0	0	0	0	36	94	0	0	0	0	98	125	47	1	30	150

# Intelligent Data Collection Limited



Client: Mott McDonald  
 Project Number: ID06180  
 Junction Number: Site 11

Date of Survey: 07.12.2021  
 Junction Name: A14 Milton Interchange  
 Junction Type: 5-arm Roundabout

Arm A: A10 (N)  
 Arm B: Cambridge Road (NE)  
 Arm C: A14 (E)

Arm D: A1309 Milton Road (S)  
 Arm E: A14 (W)

PCU Summary																		
Time	B1 to D	B1 to C	B2 to B	B2 to A	B2 to E	B2 to D	B2 to C	C1 to C	C1 to B	C1 to A	C1 to E	C1 to D	C2 to C	C2 to B	C2 to A	C2 to E	C2 to D	C3 to C
07:00	0	0	0	0	4	34	15	1	10	38	0	0	0	1	2	0	20	0
07:15	1	0	0	0	2	27	26	0	27	59	0	0	0	2	1	0	30	0
07:30	2	0	0	0	2	45	31	0	29	61	0	0	0	0	2	0	33	0
07:45	3	0	0	0	1	50	25	1	41	57	0	0	0	0	4	0	48	0
08:00	2	0	0	0	4	27	38	0	22	72	0	0	0	0	4	0	46	0
08:15	2	0	0	0	3	37	42	0	20	64	0	0	0	0	3	0	69	0
08:30	8	0	0	0	0	38	34	0	33	70	0	0	0	1	6	0	77	0
08:45	3	0	0	0	2	39	24	2	27	64	0	0	0	1	6	0	76	0
09:00	2	0	0	0	0	44	51	0	21	58	0	0	0	0	3	0	60	0
09:15	0	0	0	0	2	37	39	1	20	45	0	0	0	0	2	0	39	0
09:30	0	0	0	0	0	45	28	0	17	56	0	0	0	1	5	0	32	0
09:45	2	0	0	0	0	36	30	0	13	48	0	0	0	0	2	0	16	0
16:00	2	0	0	0	2	44	52	0	25	62	0	0	0	1	1	0	14	0
16:15	7	0	0	0	3	41	43	0	27	41	0	0	0	0	3	0	7	0
16:30	6	0	0	0	2	45	42	0	36	59	0	0	0	0	4	0	7	0
16:45	4	0	0	0	1	21	38	2	27	53	0	0	0	0	6	0	8	0
17:00	3	0	0	0	0	30	48	0	29	63	0	0	0	0	3	0	9	0
17:15	2	0	0	0	3	39	41	0	40	53	0	0	0	0	4	0	6	0
17:30	3	0	0	0	1	43	33	0	30	64	0	0	0	1	8	0	6	0
17:45	4	0	0	0	1	30	56	1	39	52	0	0	0	0	4	0	7	0
18:00	2	0	0	0	0	48	40	0	29	53	0	0	0	2	0	0	5	0
18:15	2	0	0	0	3	35	33	0	35	38	0	0	0	0	8	0	3	0
18:30	3	0	0	0	0	33	40	3	13	35	0	0	0	0	2	0	6	0
18:45	2	0	0	0	2	46	23	0	21	30	0	0	0	0	0	0	3	0
Start Time	Rolling Hour																	
07:00	6	0	0	0	9	157	97	2	107	214	0	0	0	3	9	0	131	0
07:15	8	0	0	0	9	149	120	1	119	248	0	0	0	2	11	0	157	0
07:30	9	0	0	0	10	159	136	1	112	253	0	0	0	0	13	0	196	0
07:45	15	0	0	0	8	152	139	1	116	262	0	0	0	1	17	0	240	0
08:00	15	0	0	0	9	140	138	2	102	270	0	0	0	2	19	0	268	0
08:15	15	0	0	0	5	157	151	2	101	256	0	0	0	2	18	0	282	0
08:30	13	0	0	0	4	157	147	3	101	238	0	0	0	2	17	0	252	0
08:45	5	0	0	0	4	165	142	3	84	223	0	0	0	2	16	0	207	0
09:00	4	0	0	0	2	162	148	1	70	207	0	0	0	1	12	0	148	0
16:00	19	0	0	0	8	151	175	2	116	216	0	0	0	1	14	0	36	0
16:15	20	0	0	0	6	137	171	2	120	216	0	0	0	0	16	0	31	0
16:30	15	0	0	0	6	136	170	2	132	228	0	0	0	0	17	0	30	0
16:45	12	0	0	0	5	134	160	2	126	232	0	0	0	1	21	0	29	0
17:00	12	0	0	0	5	142	179	1	138	231	0	0	0	1	19	0	28	0
17:15	11	0	0	0	5	161	171	1	138	222	0	0	0	3	16	0	24	0
17:30	11	0	0	0	5	156	163	1	133	207	0	0	0	3	20	0	21	0
17:45	11	0	0	0	4	147	170	4	116	178	0	0	0	2	14	0	21	0
18:00	9	0	0	0	5	163	137	3	98	156	0	0	0	2	10	0	17	0

# Intelligent Data Collection Limited



Client: Mott McDonald  
 Project Number: ID06180  
 Junction Number: Site 11

Date of Survey: 07.12.2021  
 Junction Name: A14 Milton Interchange  
 Junction Type: 5-arm Roundabout

Arm A: A10 (N)  
 Arm B: Cambridge Road (NE)  
 Arm C: A14 (E)

Arm D: A1309 Milton Road (S)  
 Arm E: A14 (W)

PCU Summary																		
Time	C3 to B	C3 to A	C3 to E	C3 to D	D1 to D	D1 to C	D1 to B	D1 to A	D1 to E	D2 to D	D2 to C	D2 to B	D2 to A	D2 to E	D3 to D	D3 to C	D3 to B	D3 to A
07:00	0	1	0	42	0	37	18	0	0	0	0	0	25	0	0	0	0	0
07:15	0	0	0	42	0	44	14	0	0	0	0	0	47	0	0	0	0	0
07:30	0	0	0	71	0	31	18	0	0	0	0	1	57	0	0	0	0	0
07:45	0	0	0	79	0	58	20	0	0	0	0	1	63	0	0	0	0	0
08:00	0	0	0	65	0	59	28	0	0	0	0	2	55	0	0	0	0	0
08:15	0	0	0	85	1	69	37	0	0	0	0	0	58	0	0	0	0	0
08:30	0	0	0	80	0	51	41	1	0	0	0	0	72	0	0	0	0	0
08:45	0	0	0	78	0	56	25	0	0	0	0	0	70	0	0	0	0	0
09:00	0	0	0	77	1	47	51	0	0	0	0	0	54	0	0	0	0	0
09:15	0	0	0	78	0	37	36	0	0	0	0	2	65	0	0	0	0	0
09:30	0	0	0	69	0	36	44	0	0	0	0	0	51	0	0	0	0	0
09:45	0	0	0	41	0	51	34	0	0	0	1	0	42	1	0	0	0	0
16:00	0	0	0	39	0	99	46	0	0	0	0	2	122	1	0	0	0	0
16:15	0	0	0	58	0	100	50	0	0	0	0	0	113	0	0	0	0	0
16:30	0	0	0	47	0	94	36	0	0	0	0	0	101	1	0	0	0	0
16:45	0	0	0	38	1	100	56	0	0	0	0	0	82	0	0	0	0	0
17:00	0	0	0	36	0	106	52	0	0	0	0	0	108	1	0	0	0	0
17:15	0	3	0	49	0	105	54	0	0	0	0	1	117	0	0	0	0	0
17:30	0	0	0	44	0	90	54	0	0	0	0	0	101	1	0	0	0	0
17:45	0	0	0	47	0	80	40	0	0	0	0	0	68	0	0	0	0	0
18:00	0	0	0	35	1	63	58	0	0	0	0	1	70	0	0	0	0	0
18:15	0	0	0	39	0	56	42	0	0	0	0	0	81	1	0	0	0	0
18:30	0	0	0	29	1	44	38	0	0	0	0	0	70	0	0	0	0	0
18:45	0	0	0	33	0	43	28	0	0	0	0	0	44	0	0	0	0	0
Start Time	Rolling Hour																	
07:00	0	1	0	234	0	169	70	0	0	0	0	2	191	0	0	0	0	0
07:15	0	0	0	257	0	192	79	0	0	0	0	4	221	0	0	0	0	0
07:30	0	0	0	301	1	217	102	0	0	0	0	4	232	0	0	0	0	0
07:45	0	0	0	309	1	237	125	1	0	0	0	3	247	0	0	0	0	0
08:00	0	0	0	308	1	235	130	1	0	0	0	2	255	0	0	0	0	0
08:15	0	0	0	320	2	223	153	1	0	0	0	0	254	0	0	0	0	0
08:30	0	0	0	313	1	191	153	1	0	0	0	2	261	0	0	0	0	0
08:45	0	0	0	302	1	177	156	0	0	0	0	2	240	0	0	0	0	0
09:00	0	0	0	264	1	171	165	0	0	0	1	2	212	1	0	0	0	0
16:00	0	0	0	182	1	392	188	0	0	0	0	2	417	2	0	0	0	0
16:15	0	0	0	179	1	399	195	0	0	0	0	0	403	2	0	0	0	0
16:30	0	3	0	170	1	404	199	0	0	0	0	1	407	2	0	0	0	0
16:45	0	3	0	167	1	401	217	0	0	0	0	1	408	2	0	0	0	0
17:00	0	3	0	176	0	381	200	0	0	0	0	1	394	2	0	0	0	0
17:15	0	3	0	174	1	338	206	0	0	0	0	2	356	1	0	0	0	0
17:30	0	0	0	165	1	289	194	0	0	0	0	1	320	2	0	0	0	0
17:45	0	0	0	150	2	243	178	0	0	0	0	2	289	1	0	0	0	0
18:00	0	0	0	137	2	206	166	0	0	0	0	1	266	1	0	0	0	0

# Intelligent Data Collection Limited



Client: Mott McDonald  
 Project Number: ID06180  
 Junction Number: Site 11

Date of Survey: 07.12.2021  
 Junction Name: A14 Milton Interchange  
 Junction Type: 5-arm Roundabout

Arm A: A10 (N)  
 Arm B: Cambridge Road (NE)  
 Arm C: A14 (E)

Arm D: A1309 Milton Road (S)  
 Arm E: A14 (W)

PCU Summary																
Time	D3 to E	E1 to E	E1 to D	E1 to C	E1 to B	E1 to A	E2 to E	E2 to D	E2 to C	E2 to B	E2 to A	E3 to E	E3 to D	E3 to C	E3 to B	E3 to A
07:00	36	0	63	0	0	0	0	13	0	18	1	0	0	0	0	120
07:15	64	0	74	0	1	0	0	12	0	34	2	0	0	0	0	118
07:30	64	0	87	0	0	0	0	14	0	28	0	0	0	0	0	138
07:45	60	0	115	0	2	0	0	22	0	39	2	0	0	0	0	145
08:00	64	0	122	0	0	0	0	18	0	32	1	0	0	0	0	139
08:15	61	1	165	1	1	0	0	27	0	48	0	0	0	0	0	169
08:30	49	0	122	1	0	0	0	33	0	47	1	0	0	0	0	136
08:45	56	0	178	1	1	0	0	32	0	50	3	0	0	0	0	175
09:00	54	0	158	0	0	0	0	22	0	51	4	0	0	0	0	106
09:15	55	0	113	0	0	0	0	15	0	46	2	0	0	0	0	108
09:30	39	0	70	0	1	0	0	12	0	33	2	0	0	0	0	114
09:45	40	0	71	0	0	0	0	9	0	45	4	0	0	0	0	118
16:00	151	0	31	0	0	0	0	2	0	44	0	0	0	0	0	97
16:15	109	1	29	0	0	0	0	5	0	43	1	0	0	0	0	123
16:30	122	0	22	0	0	0	0	2	0	29	0	0	0	0	0	102
16:45	123	0	30	0	0	0	0	2	0	60	0	0	0	0	0	104
17:00	156	0	32	0	1	0	0	1	1	42	6	0	0	0	0	91
17:15	128	0	24	0	0	0	0	5	0	44	2	0	0	0	0	92
17:30	134	0	20	0	0	0	0	4	0	41	4	0	0	0	0	85
17:45	94	0	44	0	0	0	0	6	0	46	0	0	0	0	0	104
18:00	111	0	37	0	1	0	0	5	0	38	1	0	0	0	0	103
18:15	87	0	27	0	0	0	0	2	0	40	1	0	0	0	0	109
18:30	69	0	35	0	0	0	0	0	0	28	2	0	0	0	0	75
18:45	51	0	21	0	0	1	0	1	0	26	1	0	0	0	0	67
Start Time	Rolling Hour															
07:00	224	0	340	0	3	0	0	60	0	119	5	0	0	0	0	521
07:15	251	0	398	0	3	0	0	65	0	133	5	0	0	0	0	540
07:30	248	1	489	1	3	0	0	81	0	148	3	0	0	0	0	591
07:45	233	1	524	2	3	0	0	101	0	166	4	0	0	0	0	589
08:00	229	1	587	3	2	0	0	110	0	176	5	0	0	0	0	618
08:15	220	1	623	3	2	0	0	115	0	195	8	0	0	0	0	585
08:30	214	0	571	2	1	0	0	102	0	193	10	0	0	0	0	524
08:45	204	0	519	1	2	0	0	81	0	180	11	0	0	0	0	502
09:00	188	0	412	0	1	0	0	58	0	175	12	0	0	0	0	445
16:00	504	1	112	0	0	0	0	12	0	176	1	0	0	0	0	425
16:15	509	1	114	0	1	0	0	11	1	174	7	0	0	0	0	419
16:30	529	0	109	0	1	0	0	10	1	174	8	0	0	0	0	389
16:45	541	0	107	0	1	0	0	12	1	186	12	0	0	0	0	372
17:00	512	0	120	0	1	0	0	15	1	173	12	0	0	0	0	373
17:15	468	0	125	0	1	0	0	20	0	169	7	0	0	0	0	385
17:30	426	0	128	0	1	0	0	17	0	166	6	0	0	0	0	401
17:45	361	0	143	0	1	0	0	13	0	153	4	0	0	0	0	391
18:00	318	0	120	0	1	1	0	9	0	132	5	0	0	0	0	354

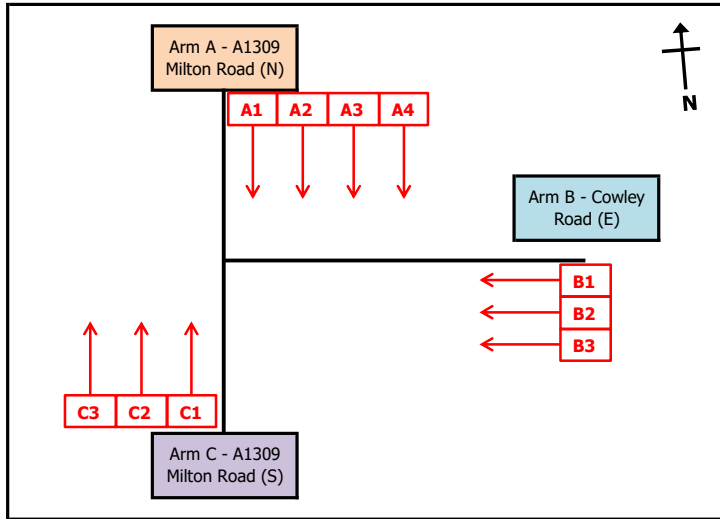
# Intelligent Data Collection Limited



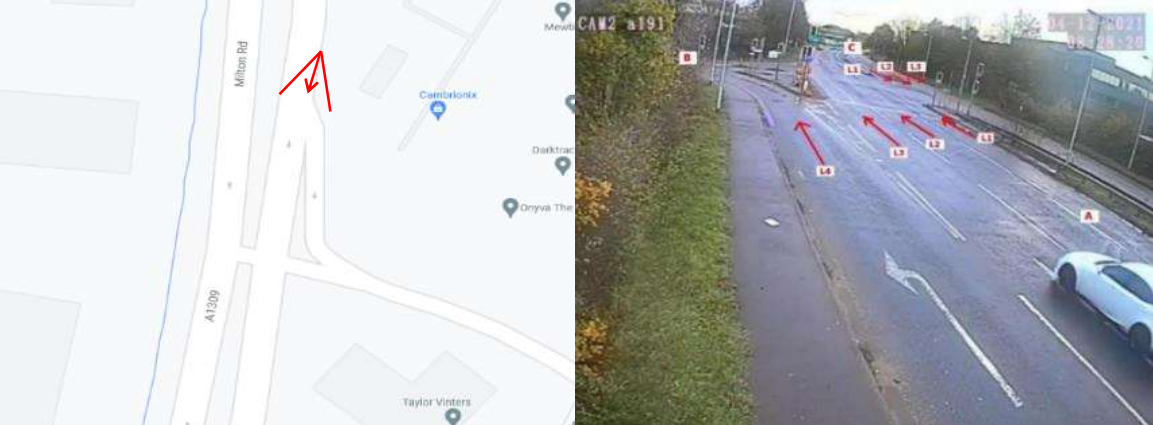
**Client:** Mott McDonald      **Date of Survey:** 07.12.2021  
**Project Number:** ID06180      **Junction Name:** A1309 Milton Road / Cowley Road  
**Junction Number:** Site 12      **Junction Type:** T-Junction

X Coordinate	Y Coordinate	Google Maps Link
52.232796	0.150635	<a href="#">Click Here</a>
AM Peak Conditions	PM Peak Conditions	
Clear	Showers	

## Junction Layout

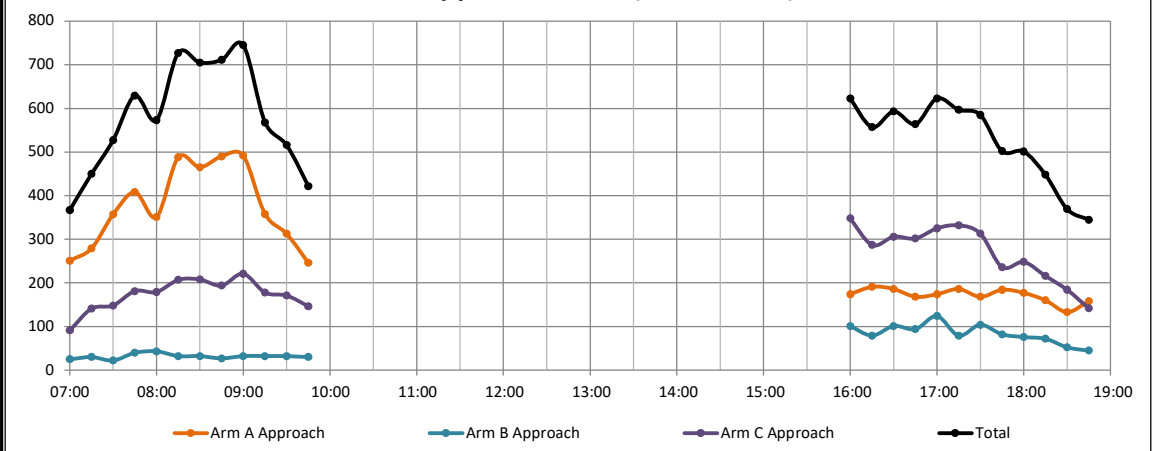


## Aerial Mapping and On-site Camera View



## Junction Flow Profile

Arm Approach Flows (All Vehicles)



### Additional Notes (Factors which may impact on survey results such as accidents, roadworks, special events):

Due to significant headlight glare, the accuracy of the lane designation of the C-A movements may be affected between 07:00 and 07:45. During the PM Peak, lane designation is not possible so all C-A movements have been assigned to Lane C3.

# Intelligent Data Collection Limited



Client: Mott McDonald  
 Project Number: ID06180  
 Junction Number: Site 12

Date of Survey: 07.12.2021  
 Junction Name: A1309 Milton Road / Cowley Road  
 Junction Type: T-Junction

Arm A: A1309 Milton Road (N)  
 Arm B: Cowley Road (E)

Arm C: A1309 Milton Road (S)

Time	A1 to A								A1 to C								A1 to B							
	Cars	LGV	OGV1	OGV2	Buses	M/C	Cycle	Total	Cars	LGV	OGV1	OGV2	Buses	M/C	Cycle	Total	Cars	LGV	OGV1	OGV2	Buses	M/C	Cycle	Total
07:00	0	0	0	0	0	0	0	0	23	3	0	0	0	0	0	26	0	0	0	0	0	0	0	0
07:15	0	0	0	0	0	0	0	0	27	2	0	0	0	0	0	29	0	0	0	0	0	0	0	0
07:30	0	0	0	0	0	0	0	0	26	3	0	0	0	0	0	29	0	0	0	0	0	0	0	0
07:45	0	0	0	0	0	0	0	0	49	7	0	0	0	0	0	56	0	0	0	0	0	0	0	0
08:00	0	0	0	0	0	0	0	0	55	5	0	0	0	0	0	60	0	0	0	0	0	0	0	0
08:15	0	0	0	0	0	0	0	0	59	7	1	0	1	0	0	68	0	0	0	0	0	0	0	0
08:30	0	0	0	0	0	0	0	0	68	4	1	2	0	0	0	75	0	0	0	0	0	0	0	0
08:45	0	0	0	0	0	0	0	0	66	5	0	0	0	1	0	72	0	0	0	0	0	0	0	0
09:00	0	0	0	0	0	0	0	0	70	4	0	0	0	0	0	74	0	0	0	0	0	0	0	0
09:15	0	0	0	0	0	0	0	0	43	5	0	0	0	0	0	48	0	0	0	0	0	0	0	0
09:30	0	0	0	0	0	0	0	0	26	1	2	0	0	0	0	29	0	0	0	0	0	0	0	0
09:45	0	0	0	0	0	0	0	0	14	1	1	0	0	1	0	17	0	0	0	0	0	0	0	0
16:00	0	0	0	0	0	0	0	0	1	0	0	0	0	0	0	1	0	0	0	0	0	0	0	0
16:15	0	0	0	0	0	0	0	0	5	0	0	0	0	0	0	5	0	0	0	0	0	0	0	0
16:30	0	0	0	0	0	0	0	0	4	4	0	1	0	0	0	9	0	0	0	0	0	0	0	0
16:45	0	0	0	0	0	0	0	0	7	0	0	0	1	0	0	8	0	0	0	0	0	0	0	0
17:00	0	0	0	0	0	0	0	0	12	0	1	0	0	0	0	13	0	0	0	0	0	0	0	0
17:15	0	0	0	0	0	0	0	0	9	1	0	0	0	0	0	10	0	0	0	0	0	0	0	0
17:30	0	0	0	0	0	0	0	0	9	0	0	0	1	1	0	11	0	0	0	0	0	0	0	0
17:45	0	0	0	0	0	0	0	0	8	2	0	0	1	0	0	11	0	0	0	0	0	0	0	0
18:00	0	0	0	0	0	0	0	0	7	0	0	0	0	0	0	7	0	0	0	0	0	0	0	0
18:15	0	0	0	0	0	0	0	0	1	1	0	0	0	0	0	2	0	0	0	0	0	0	0	0
18:30	0	0	0	0	0	0	0	0	2	1	0	0	0	0	0	3	0	0	0	0	0	0	0	0
18:45	0	0	0	0	0	0	0	0	9	1	0	0	0	0	0	10	0	0	0	0	0	0	0	0
Start Time	Rolling Hour								Rolling Hour								Rolling Hour							
	Cars	LGV	OGV1	OGV2	Buses	M/C	Cycle	Total	Cars	LGV	OGV1	OGV2	Buses	M/C	Cycle	Total	Cars	LGV	OGV1	OGV2	Buses	M/C	Cycle	Total
07:00	0	0	0	0	0	0	0	0	125	15	0	0	0	0	0	140	0	0	0	0	0	0	0	0
07:15	0	0	0	0	0	0	0	0	157	17	0	0	0	0	0	174	0	0	0	0	0	0	0	0
07:30	0	0	0	0	0	0	0	0	189	22	1	0	1	0	0	213	0	0	0	0	0	0	0	0
07:45	0	0	0	0	0	0	0	0	231	23	2	2	1	0	0	259	0	0	0	0	0	0	0	0
08:00	0	0	0	0	0	0	0	0	248	21	2	2	1	1	0	275	0	0	0	0	0	0	0	0
08:15	0	0	0	0	0	0	0	0	263	20	2	2	1	1	0	289	0	0	0	0	0	0	0	0
08:30	0	0	0	0	0	0	0	0	247	18	1	2	0	1	0	269	0	0	0	0	0	0	0	0
08:45	0	0	0	0	0	0	0	0	205	15	2	0	0	1	0	223	0	0	0	0	0	0	0	0
09:00	0	0	0	0	0	0	0	0	153	11	3	0	0	1	0	168	0	0	0	0	0	0	0	0
16:00	0	0	0	0	0	0	0	0	17	4	0	1	1	0	0	23	0	0	0	0	0	0	0	0
16:15	0	0	0	0	0	0	0	0	28	4	1	1	1	0	0	35	0	0	0	0	0	0	0	0
16:30	0	0	0	0	0	0	0	0	32	5	1	1	1	0	0	40	0	0	0	0	0	0	0	0
16:45	0	0	0	0	0	0	0	0	37	1	1	0	2	1	0	42	0	0	0	0	0	0	0	0
17:00	0	0	0	0	0	0	0	0	38	3	1	0	2	1	0	45	0	0	0	0	0	0	0	0
17:15	0	0	0	0	0	0	0	0	33	3	0	0	2	1	0	39	0	0	0	0	0	0	0	0
17:30	0	0	0	0	0	0	0	0	25	3	0	0	2	1	0	31	0	0	0	0	0	0	0	0
17:45	0	0	0	0	0	0	0	0	18	4	0	0	1	0	0	23	0	0	0	0	0	0	0	0
18:00	0	0	0	0	0	0	0	0	19	3	0	0	0	0	0	22	0	0	0	0	0	0	0	0



# Intelligent Data Collection Limited



Client: Mott McDonald  
 Project Number: ID06180  
 Junction Number: Site 12

Date of Survey: 07.12.2021  
 Junction Name: A1309 Milton Road / Cowley Road  
 Junction Type: T-Junction

Arm A: A1309 Milton Road (N)  
 Arm B: Cowley Road (E)

Arm C: A1309 Milton Road (S)

Time	A2 to A								A2 to C								A2 to B							
	Cars	LGV	OGV1	OGV2	Buses	M/C	Cycle	Total	Cars	LGV	OGV1	OGV2	Buses	M/C	Cycle	Total	Cars	LGV	OGV1	OGV2	Buses	M/C	Cycle	Total
07:00	0	0	0	0	0	0	0	0	26	8	0	0	1	0	0	35	0	0	0	0	0	0	0	0
07:15	0	0	0	0	0	0	0	0	31	11	0	0	1	1	0	44	0	0	0	0	0	0	0	0
07:30	0	0	0	0	0	0	0	0	53	5	0	1	1	0	0	60	0	0	0	0	0	0	0	0
07:45	0	0	0	0	0	0	0	0	61	6	1	0	1	0	0	69	0	0	0	0	0	0	0	0
08:00	0	0	0	0	0	0	0	0	59	4	0	0	1	1	0	65	0	0	0	0	0	0	0	0
08:15	0	0	0	0	0	0	0	0	84	5	1	0	2	1	0	93	0	0	0	0	0	0	0	0
08:30	0	0	0	0	0	0	0	0	105	7	0	1	1	0	0	114	0	0	0	0	0	0	0	0
08:45	0	0	0	0	0	0	0	0	119	7	1	0	1	0	0	128	0	0	0	0	0	0	0	0
09:00	0	0	0	0	0	0	0	0	101	8	0	0	1	1	0	111	0	0	0	0	0	0	0	0
09:15	0	0	0	0	0	0	0	0	60	7	0	0	1	2	0	70	0	0	0	0	0	0	0	0
09:30	0	0	0	0	0	0	0	0	35	4	2	0	1	0	0	42	0	0	0	0	0	0	0	0
09:45	0	0	0	0	0	0	0	0	43	4	0	0	1	1	0	49	0	0	0	0	0	0	0	0
16:00	0	0	0	0	0	0	0	0	13	1	0	0	2	0	0	16	0	0	0	0	0	0	0	0
16:15	0	0	0	0	0	0	0	0	12	1	0	0	0	0	0	13	0	0	0	0	0	0	0	0
16:30	0	0	0	0	0	0	0	0	12	2	0	0	1	0	0	15	0	0	0	0	0	0	0	0
16:45	0	0	0	0	0	0	0	0	10	0	0	0	0	1	0	11	0	0	0	0	0	0	0	0
17:00	0	0	0	0	0	0	0	0	18	2	0	0	1	0	0	21	0	0	0	0	0	0	0	0
17:15	0	0	0	0	0	0	0	0	18	1	0	0	1	2	0	22	0	0	0	0	0	0	0	0
17:30	0	0	0	0	0	0	0	0	9	1	0	0	0	0	0	10	0	0	0	0	0	0	0	0
17:45	0	0	0	0	0	0	0	0	19	1	0	0	0	0	0	20	0	0	0	0	0	0	0	0
18:00	0	0	0	0	0	0	0	0	7	0	1	0	1	0	0	9	0	0	0	0	0	0	0	0
18:15	0	0	0	0	0	0	0	0	7	0	0	0	0	2	0	9	0	0	0	0	0	0	0	0
18:30	0	0	0	0	0	0	0	0	11	0	0	0	0	0	0	11	0	0	0	0	0	0	0	0
18:45	0	0	0	0	0	0	0	0	3	0	0	0	1	0	0	4	0	0	0	0	0	0	0	0
Start Time	Rolling Hour								Rolling Hour								Rolling Hour							
	Cars	LGV	OGV1	OGV2	Buses	M/C	Cycle	Total	Cars	LGV	OGV1	OGV2	Buses	M/C	Cycle	Total	Cars	LGV	OGV1	OGV2	Buses	M/C	Cycle	Total
07:00	0	0	0	0	0	0	0	0	171	30	1	1	4	1	0	208	0	0	0	0	0	0	0	0
07:15	0	0	0	0	0	0	0	0	204	26	1	1	4	2	0	238	0	0	0	0	0	0	0	0
07:30	0	0	0	0	0	0	0	0	257	20	2	1	5	2	0	287	0	0	0	0	0	0	0	0
07:45	0	0	0	0	0	0	0	0	309	22	2	1	5	2	0	341	0	0	0	0	0	0	0	0
08:00	0	0	0	0	0	0	0	0	367	23	2	1	5	2	0	400	0	0	0	0	0	0	0	0
08:15	0	0	0	0	0	0	0	0	409	27	2	1	5	2	0	446	0	0	0	0	0	0	0	0
08:30	0	0	0	0	0	0	0	0	385	29	1	1	4	3	0	423	0	0	0	0	0	0	0	0
08:45	0	0	0	0	0	0	0	0	315	26	3	0	4	3	0	351	0	0	0	0	0	0	0	0
09:00	0	0	0	0	0	0	0	0	239	23	2	0	4	4	0	272	0	0	0	0	0	0	0	0
16:00	0	0	0	0	0	0	0	0	47	4	0	0	3	1	0	55	0	0	0	0	0	0	0	0
16:15	0	0	0	0	0	0	0	0	52	5	0	0	2	1	0	60	0	0	0	0	0	0	0	0
16:30	0	0	0	0	0	0	0	0	58	5	0	0	3	3	0	69	0	0	0	0	0	0	0	0
16:45	0	0	0	0	0	0	0	0	55	4	0	0	2	3	0	64	0	0	0	0	0	0	0	0
17:00	0	0	0	0	0	0	0	0	64	5	0	0	2	2	0	73	0	0	0	0	0	0	0	0
17:15	0	0	0	0	0	0	0	0	53	3	1	0	2	2	0	61	0	0	0	0	0	0	0	0
17:30	0	0	0	0	0	0	0	0	42	2	1	0	1	2	0	48	0	0	0	0	0	0	0	0
17:45	0	0	0	0	0	0	0	0	44	1	1	0	1	2	0	49	0	0	0	0	0	0	0	0
18:00	0	0	0	0	0	0	0	0	28	0	1	0	2	2	0	33	0	0	0	0	0	0	0	0

# Intelligent Data Collection Limited



Client: Mott McDonald  
 Project Number: ID06180  
 Junction Number: Site 12

Date of Survey: 07.12.2021  
 Junction Name: A1309 Milton Road / Cowley Road  
 Junction Type: T-Junction

Arm A: A1309 Milton Road (N)  
 Arm B: Cowley Road (E)

Arm C: A1309 Milton Road (S)

Time	A3 to A								A3 to C								A3 to B							
	Cars	LGV	OGV1	OGV2	Buses	M/C	Cycle	Total	Cars	LGV	OGV1	OGV2	Buses	M/C	Cycle	Total	Cars	LGV	OGV1	OGV2	Buses	M/C	Cycle	Total
07:00	0	0	0	0	0	0	0	0	89	32	1	4	2	1	0	129	0	0	0	0	0	0	0	0
07:15	0	0	0	0	0	0	0	0	96	34	2	0	1	0	0	133	0	0	0	0	0	0	0	0
07:30	0	0	0	0	0	0	0	0	133	54	1	0	2	1	0	191	0	0	0	0	0	0	0	0
07:45	0	0	0	0	0	0	0	0	138	52	1	2	0	1	0	194	0	0	0	0	0	0	0	0
08:00	0	0	0	0	0	0	0	0	108	38	1	1	1	1	0	150	0	0	0	0	0	0	0	0
08:15	0	0	0	0	0	0	0	0	174	32	4	2	1	1	0	214	0	0	0	0	0	0	0	0
08:30	0	0	0	0	0	0	0	0	128	33	3	4	1	0	0	169	0	0	0	0	0	0	0	0
08:45	0	0	0	0	0	0	0	0	127	33	4	0	0	0	0	164	0	0	0	0	0	0	0	0
09:00	0	0	0	0	0	0	0	0	170	29	3	0	1	1	0	204	0	0	0	0	0	0	0	0
09:15	0	0	0	0	0	0	0	0	136	28	1	0	2	0	0	167	0	0	0	0	0	0	0	0
09:30	0	0	0	0	0	0	0	0	142	32	7	2	0	1	0	184	0	0	0	0	0	0	0	0
09:45	0	0	0	0	0	0	0	0	100	23	3	5	0	2	0	133	0	0	0	0	0	0	0	0
16:00	0	0	0	0	0	0	0	0	102	23	0	0	1	0	0	126	0	0	0	0	0	0	0	0
16:15	0	0	0	0	0	0	0	0	112	29	1	0	0	0	0	142	0	0	0	0	0	0	0	0
16:30	0	0	0	0	0	0	0	0	106	26	0	1	0	0	0	133	0	0	0	0	0	0	0	0
16:45	0	0	0	0	0	0	0	0	101	23	0	0	0	1	0	125	0	0	0	0	0	0	0	0
17:00	0	0	0	0	0	0	0	0	104	16	0	0	0	0	0	120	0	0	0	0	0	0	0	0
17:15	0	0	0	0	0	0	0	0	114	18	0	0	1	1	0	134	0	0	0	0	0	0	0	0
17:30	0	0	0	0	0	0	0	0	108	19	1	1	0	1	0	130	0	0	0	0	0	0	0	0
17:45	0	0	0	0	0	0	0	0	117	12	0	3	1	0	1	134	0	0	0	0	0	0	0	0
18:00	0	0	0	0	0	0	0	0	128	10	0	1	1	2	0	142	0	0	0	0	0	0	0	0
18:15	0	0	0	0	0	0	0	0	114	12	1	2	1	0	1	131	0	0	0	0	0	0	0	0
18:30	0	0	0	0	0	0	0	0	87	10	0	1	0	1	3	102	0	0	0	0	0	0	0	0
18:45	0	0	0	0	0	0	0	0	114	13	0	1	1	0	0	129	0	0	0	0	0	0	0	0
Start Time	Rolling Hour								Rolling Hour								Rolling Hour							
	Cars	LGV	OGV1	OGV2	Buses	M/C	Cycle	Total	Cars	LGV	OGV1	OGV2	Buses	M/C	Cycle	Total	Cars	LGV	OGV1	OGV2	Buses	M/C	Cycle	Total
07:00	0	0	0	0	0	0	0	0	456	172	5	6	5	3	0	647	0	0	0	0	0	0	0	0
07:15	0	0	0	0	0	0	0	0	475	178	5	3	4	3	0	668	0	0	0	0	0	0	0	0
07:30	0	0	0	0	0	0	0	0	553	176	7	5	4	4	0	749	0	0	0	0	0	0	0	0
07:45	0	0	0	0	0	0	0	0	548	155	9	9	3	3	0	727	0	0	0	0	0	0	0	0
08:00	0	0	0	0	0	0	0	0	537	136	12	7	3	2	0	697	0	0	0	0	0	0	0	0
08:15	0	0	0	0	0	0	0	0	599	127	14	6	3	2	0	751	0	0	0	0	0	0	0	0
08:30	0	0	0	0	0	0	0	0	561	123	11	4	4	1	0	704	0	0	0	0	0	0	0	0
08:45	0	0	0	0	0	0	0	0	575	122	15	2	3	2	0	719	0	0	0	0	0	0	0	0
09:00	0	0	0	0	0	0	0	0	548	112	14	7	3	4	0	688	0	0	0	0	0	0	0	0
16:00	0	0	0	0	0	0	0	0	421	101	1	1	1	1	0	526	0	0	0	0	0	0	0	0
16:15	0	0	0	0	0	0	0	0	423	94	1	1	0	1	0	520	0	0	0	0	0	0	0	0
16:30	0	0	0	0	0	0	0	0	425	83	0	1	1	2	0	512	0	0	0	0	0	0	0	0
16:45	0	0	0	0	0	0	0	0	427	76	1	1	1	3	0	509	0	0	0	0	0	0	0	0
17:00	0	0	0	0	0	0	0	0	443	65	1	4	2	2	1	518	0	0	0	0	0	0	0	0
17:15	0	0	0	0	0	0	0	0	467	59	1	5	3	4	1	540	0	0	0	0	0	0	0	0
17:30	0	0	0	0	0	0	0	0	467	53	2	7	3	3	2	537	0	0	0	0	0	0	0	0
17:45	0	0	0	0	0	0	0	0	446	44	1	7	3	3	5	509	0	0	0	0	0	0	0	0
18:00	0	0	0	0	0	0	0	0	443	45	1	5	3	3	4	504	0	0	0	0	0	0	0	0

# Intelligent Data Collection Limited



Client: Mott McDonald  
 Project Number: ID06180  
 Junction Number: Site 12

Date of Survey: 07.12.2021  
 Junction Name: A1309 Milton Road / Cowley Road  
 Junction Type: T-Junction

Arm A: A1309 Milton Road (N)  
 Arm B: Cowley Road (E)

Arm C: A1309 Milton Road (S)

Time	A4 to A							A4 to C							A4 to B									
	Cars	LGV	OGV1	OGV2	Buses	M/C	Cycle	Total	Cars	LGV	OGV1	OGV2	Buses	M/C	Cycle	Total	Cars	LGV	OGV1	OGV2	Buses	M/C	Cycle	Total
07:00	0	0	0	0	0	0	0	0	0	0	0	0	0	0	0	0	37	16	2	6	0	0	0	61
07:15	0	0	0	0	0	0	0	0	0	0	0	0	0	0	0	0	45	19	5	2	1	1	0	73
07:30	0	0	0	0	0	0	0	0	0	0	0	0	0	0	0	0	49	18	4	5	0	1	0	77
07:45	0	0	0	0	0	0	0	0	0	0	0	0	0	0	0	0	68	11	2	8	0	0	0	89
08:00	0	0	0	0	0	0	0	0	0	0	0	0	0	0	0	0	56	13	4	3	0	0	0	76
08:15	0	0	0	0	0	0	0	0	0	0	0	0	0	0	0	0	98	9	2	4	0	0	0	113
08:30	0	0	0	0	0	0	0	0	0	0	0	0	0	0	0	0	94	9	2	2	0	0	0	107
08:45	0	0	0	0	0	0	0	0	0	0	0	0	0	0	0	0	110	8	4	2	2	0	0	126
09:00	0	0	0	0	0	0	0	0	0	0	0	0	0	0	0	0	85	13	2	3	0	0	0	103
09:15	0	0	0	0	0	0	0	0	0	0	0	0	0	0	0	0	53	6	5	8	0	1	0	73
09:30	0	0	0	0	0	0	0	0	0	0	0	0	0	0	0	0	39	13	2	3	0	1	0	58
09:45	0	0	0	0	0	0	0	0	0	0	0	0	0	0	0	0	29	9	3	5	1	0	0	47
16:00	0	0	0	0	0	0	0	0	0	0	0	0	0	0	0	0	19	6	3	3	0	0	0	31
16:15	0	0	0	0	0	0	0	0	0	0	0	0	0	0	0	0	23	4	1	2	1	0	0	31
16:30	0	0	0	0	0	0	0	0	0	0	0	0	0	0	0	0	21	5	1	2	0	0	0	29
16:45	0	0	0	0	0	0	0	0	0	0	0	0	0	0	0	0	15	7	0	2	0	0	0	24
17:00	0	0	0	0	0	0	0	0	0	0	0	0	0	0	0	0	14	1	0	4	0	1	0	20
17:15	0	0	0	0	0	0	0	0	0	0	0	0	0	0	0	0	12	3	2	3	0	0	0	20
17:30	0	0	0	0	0	0	0	0	0	0	0	0	0	0	0	0	12	2	0	3	0	0	0	17
17:45	0	0	0	0	0	0	0	0	0	0	0	0	0	0	0	0	11	1	1	5	1	0	0	19
18:00	0	0	0	0	0	0	0	0	0	0	0	0	0	0	0	0	13	3	0	2	1	0	0	19
18:15	0	0	0	0	0	0	0	0	0	0	0	0	0	0	0	0	16	1	0	0	1	0	0	18
18:30	0	0	0	0	0	0	0	0	0	0	0	0	0	0	0	0	11	1	0	1	3	1	0	17
18:45	0	0	0	0	0	0	0	0	0	0	0	0	0	0	0	0	9	2	0	0	4	0	0	15
Start Time	Rolling Hour							Total	Rolling Hour							Total	Rolling Hour							Total
07:00	0	0	0	0	0	0	0	0	0	0	0	0	0	0	0	0	199	64	13	21	1	2	0	300
07:15	0	0	0	0	0	0	0	0	0	0	0	0	0	0	0	0	218	61	15	18	1	2	0	315
07:30	0	0	0	0	0	0	0	0	0	0	0	0	0	0	0	0	271	51	12	20	0	1	0	355
07:45	0	0	0	0	0	0	0	0	0	0	0	0	0	0	0	0	316	42	10	17	0	0	0	385
08:00	0	0	0	0	0	0	0	0	0	0	0	0	0	0	0	0	358	39	12	11	2	0	0	422
08:15	0	0	0	0	0	0	0	0	0	0	0	0	0	0	0	0	387	39	10	11	2	0	0	449
08:30	0	0	0	0	0	0	0	0	0	0	0	0	0	0	0	0	342	36	13	15	2	1	0	409
08:45	0	0	0	0	0	0	0	0	0	0	0	0	0	0	0	0	287	40	13	16	2	2	0	360
09:00	0	0	0	0	0	0	0	0	0	0	0	0	0	0	0	0	206	41	12	19	1	2	0	281
16:00	0	0	0	0	0	0	0	0	0	0	0	0	0	0	0	0	78	22	5	9	1	0	0	115
16:15	0	0	0	0	0	0	0	0	0	0	0	0	0	0	0	0	73	17	2	10	1	1	0	104
16:30	0	0	0	0	0	0	0	0	0	0	0	0	0	0	0	0	62	16	3	11	0	1	0	93
16:45	0	0	0	0	0	0	0	0	0	0	0	0	0	0	0	0	53	13	2	12	0	1	0	81
17:00	0	0	0	0	0	0	0	0	0	0	0	0	0	0	0	0	49	7	3	15	1	1	0	76
17:15	0	0	0	0	0	0	0	0	0	0	0	0	0	0	0	0	48	9	3	13	2	0	0	75
17:30	0	0	0	0	0	0	0	0	0	0	0	0	0	0	0	0	52	7	1	10	3	0	0	73
17:45	0	0	0	0	0	0	0	0	0	0	0	0	0	0	0	0	51	6	1	8	6	1	0	73
18:00	0	0	0	0	0	0	0	0	0	0	0	0	0	0	0	0	49	7	0	3	9	1	0	69

# Intelligent Data Collection Limited



Client: Mott McDonald  
 Project Number: ID06180  
 Junction Number: Site 12

Date of Survey: 07.12.2021  
 Junction Name: A1309 Milton Road / Cowley Road  
 Junction Type: T-Junction

Arm A: A1309 Milton Road (N)  
 Arm B: Cowley Road (E)

Arm C: A1309 Milton Road (S)

Time	B1 to B								B1 to A								B1 to C							
	Cars	LGV	OGV1	OGV2	Buses	M/C	Cycle	Total	Cars	LGV	OGV1	OGV2	Buses	M/C	Cycle	Total	Cars	LGV	OGV1	OGV2	Buses	M/C	Cycle	Total
07:00	0	0	0	0	0	0	0	0	4	3	1	0	1	0	0	9	0	0	0	0	0	0	0	0
07:15	0	0	0	0	0	0	0	0	8	4	0	1	1	0	0	14	0	0	0	0	0	0	0	0
07:30	0	0	0	0	0	0	0	0	4	2	0	0	0	0	0	6	0	0	0	0	0	0	0	0
07:45	0	0	0	0	0	0	0	0	10	4	1	2	1	0	0	18	0	0	0	0	0	0	0	0
08:00	0	0	0	0	0	0	0	0	14	12	1	1	0	0	0	28	0	0	0	0	0	0	0	0
08:15	0	0	0	0	0	0	0	0	5	2	2	2	0	0	0	11	0	0	0	0	0	0	0	0
08:30	0	0	0	0	0	0	0	0	2	3	3	2	0	0	0	10	0	0	0	0	0	0	0	0
08:45	0	0	0	0	0	0	0	0	5	0	0	1	0	0	0	6	0	0	0	0	0	0	0	0
09:00	0	0	0	0	0	0	0	0	7	2	2	0	0	0	0	11	0	0	0	0	0	0	0	0
09:15	0	0	0	0	0	0	0	0	9	1	2	1	0	1	0	14	0	0	0	0	0	0	0	0
09:30	0	0	0	0	0	0	0	0	3	5	1	2	0	0	0	11	0	0	0	0	0	0	0	0
09:45	0	0	0	0	0	0	0	0	6	6	4	0	0	0	0	16	0	0	0	0	0	0	0	0
16:00	0	0	0	0	0	0	0	0	33	5	1	0	0	0	0	39	0	0	0	0	0	0	0	0
16:15	0	0	0	0	0	0	0	0	22	3	0	0	0	0	0	25	0	0	0	0	0	0	0	0
16:30	0	0	0	0	0	0	0	0	42	3	1	0	0	0	0	46	0	0	0	0	0	0	0	0
16:45	0	0	0	0	0	0	0	0	31	2	1	0	0	0	0	34	0	0	0	0	0	0	0	0
17:00	0	0	0	0	0	0	0	0	43	1	0	0	0	0	0	44	0	0	0	0	0	0	0	0
17:15	0	0	0	0	0	0	0	0	28	3	0	1	0	0	0	32	0	0	0	0	0	0	0	0
17:30	0	0	0	0	0	0	0	0	34	3	0	0	0	0	0	37	0	0	0	0	0	0	0	0
17:45	0	0	0	0	0	0	0	0	31	4	0	0	0	0	0	35	0	0	0	0	0	0	0	0
18:00	0	0	0	0	0	0	0	0	27	2	0	0	0	0	0	29	0	0	0	0	0	0	0	0
18:15	0	0	0	0	0	0	0	0	24	2	0	0	0	0	0	26	0	0	0	0	0	0	0	0
18:30	0	0	0	0	0	0	0	0	15	0	0	0	0	0	0	15	0	0	0	0	0	0	0	0
18:45	0	0	0	0	0	0	0	0	19	1	0	0	0	0	0	20	0	0	0	0	0	0	0	0
Start Time	Rolling Hour								Rolling Hour								Rolling Hour							
	Cars	LGV	OGV1	OGV2	Buses	M/C	Cycle	Total	Cars	LGV	OGV1	OGV2	Buses	M/C	Cycle	Total	Cars	LGV	OGV1	OGV2	Buses	M/C	Cycle	Total
07:00	0	0	0	0	0	0	0	0	26	13	2	3	3	0	0	47	0	0	0	0	0	0	0	0
07:15	0	0	0	0	0	0	0	0	36	22	2	4	2	0	0	66	0	0	0	0	0	0	0	0
07:30	0	0	0	0	0	0	0	0	33	20	4	5	1	0	0	63	0	0	0	0	0	0	0	0
07:45	0	0	0	0	0	0	0	0	31	21	7	7	1	0	0	67	0	0	0	0	0	0	0	0
08:00	0	0	0	0	0	0	0	0	26	17	6	6	0	0	0	55	0	0	0	0	0	0	0	0
08:15	0	0	0	0	0	0	0	0	19	7	7	5	0	0	0	38	0	0	0	0	0	0	0	0
08:30	0	0	0	0	0	0	0	0	23	6	7	4	0	1	0	41	0	0	0	0	0	0	0	0
08:45	0	0	0	0	0	0	0	0	24	8	5	4	0	1	0	42	0	0	0	0	0	0	0	0
09:00	0	0	0	0	0	0	0	0	25	14	9	3	0	1	0	52	0	0	0	0	0	0	0	0
16:00	0	0	0	0	0	0	0	0	128	13	3	0	0	0	0	144	0	0	0	0	0	0	0	0
16:15	0	0	0	0	0	0	0	0	138	9	2	0	0	0	0	149	0	0	0	0	0	0	0	0
16:30	0	0	0	0	0	0	0	0	144	9	2	1	0	0	0	156	0	0	0	0	0	0	0	0
16:45	0	0	0	0	0	0	0	0	136	9	1	1	0	0	0	147	0	0	0	0	0	0	0	0
17:00	0	0	0	0	0	0	0	0	136	11	0	1	0	0	0	148	0	0	0	0	0	0	0	0
17:15	0	0	0	0	0	0	0	0	120	12	0	1	0	0	0	133	0	0	0	0	0	0	0	0
17:30	0	0	0	0	0	0	0	0	116	11	0	0	0	0	0	127	0	0	0	0	0	0	0	0
17:45	0	0	0	0	0	0	0	0	97	8	0	0	0	0	0	105	0	0	0	0	0	0	0	0
18:00	0	0	0	0	0	0	0	0	85	5	0	0	0	0	0	90	0	0	0	0	0	0	0	0

# Intelligent Data Collection Limited



Client: Mott McDonald  
 Project Number: ID06180  
 Junction Number: Site 12

Date of Survey: 07.12.2021  
 Junction Name: A1309 Milton Road / Cowley Road  
 Junction Type: T-Junction

Arm A: A1309 Milton Road (N)  
 Arm B: Cowley Road (E)

Arm C: A1309 Milton Road (S)

Time	B2 to B								B2 to A								B2 to C							
	Cars	LGV	OGV1	OGV2	Buses	M/C	Cycle	Total	Cars	LGV	OGV1	OGV2	Buses	M/C	Cycle	Total	Cars	LGV	OGV1	OGV2	Buses	M/C	Cycle	Total
07:00	0	0	0	0	0	0	0	0	3	3	3	2	2	0	0	13	0	0	0	0	0	0	0	0
07:15	0	0	0	0	0	0	0	0	3	2	3	4	0	0	0	12	0	0	0	0	0	0	0	0
07:30	0	0	0	0	0	0	0	0	6	2	2	4	0	0	0	14	0	0	0	0	0	0	0	0
07:45	0	0	0	0	0	0	0	0	6	4	3	2	1	0	0	16	0	0	0	0	0	0	0	0
08:00	0	0	0	0	0	0	0	0	2	3	2	3	0	0	0	10	0	0	0	0	0	0	0	0
08:15	0	0	0	0	0	0	0	0	5	1	4	4	0	0	0	14	0	0	0	0	0	0	0	0
08:30	0	0	0	0	0	0	0	0	6	3	3	1	0	0	0	13	0	0	0	0	0	0	0	0
08:45	0	0	0	0	0	0	0	0	4	5	1	3	0	0	0	13	0	0	0	0	0	0	0	0
09:00	0	0	0	0	0	0	0	0	6	2	1	4	0	0	0	13	0	0	0	0	0	0	0	0
09:15	0	0	0	0	0	0	0	0	2	8	2	1	0	0	0	13	0	0	0	0	0	0	0	0
09:30	0	0	0	0	0	0	0	0	3	3	4	4	0	0	0	14	0	0	0	0	0	0	0	0
09:45	0	0	0	0	0	0	0	0	2	3	1	0	0	0	0	6	0	0	0	0	0	0	0	0
16:00	0	0	0	0	0	0	0	0	41	7	2	0	0	1	0	51	0	0	0	0	0	0	0	0
16:15	0	0	0	0	0	0	0	0	26	12	4	3	0	0	0	45	0	0	0	0	0	0	0	0
16:30	0	0	0	0	0	0	0	0	39	7	0	0	2	0	0	48	0	0	0	0	0	0	0	0
16:45	0	0	0	0	0	0	0	0	42	8	0	0	0	0	0	50	0	0	0	0	0	0	0	0
17:00	0	0	0	0	0	0	0	0	56	7	0	0	0	1	0	64	0	0	0	0	0	0	0	0
17:15	0	0	0	0	0	0	0	0	35	1	0	1	0	0	0	37	0	0	0	0	0	0	0	0
17:30	0	0	0	0	0	0	0	0	46	4	1	0	0	0	0	51	0	0	0	0	0	0	0	0
17:45	0	0	0	0	0	0	0	0	24	3	0	0	1	0	0	28	0	0	0	0	0	0	0	0
18:00	0	0	0	0	0	0	0	0	30	2	0	1	0	0	0	33	0	0	0	0	0	0	0	0
18:15	0	0	0	0	0	0	0	0	33	0	0	1	0	1	0	35	0	0	0	0	0	0	0	0
18:30	0	0	0	0	0	0	0	0	24	0	0	1	0	1	0	26	0	0	0	0	0	0	0	0
18:45	0	0	0	0	0	0	0	0	17	2	0	1	0	0	0	20	0	0	0	0	0	0	0	0
Start Time	Rolling Hour							Total	Rolling Hour							Total	Rolling Hour							Total
07:00	0	0	0	0	0	0	0	0	18	11	11	12	3	0	0	55	0	0	0	0	0	0	0	0
07:15	0	0	0	0	0	0	0	0	17	11	10	13	1	0	0	52	0	0	0	0	0	0	0	0
07:30	0	0	0	0	0	0	0	0	19	10	11	13	1	0	0	54	0	0	0	0	0	0	0	0
07:45	0	0	0	0	0	0	0	0	19	11	12	10	1	0	0	53	0	0	0	0	0	0	0	0
08:00	0	0	0	0	0	0	0	0	17	12	10	11	0	0	0	50	0	0	0	0	0	0	0	0
08:15	0	0	0	0	0	0	0	0	21	11	9	12	0	0	0	53	0	0	0	0	0	0	0	0
08:30	0	0	0	0	0	0	0	0	18	18	7	9	0	0	0	52	0	0	0	0	0	0	0	0
08:45	0	0	0	0	0	0	0	0	15	18	8	12	0	0	0	53	0	0	0	0	0	0	0	0
09:00	0	0	0	0	0	0	0	0	13	16	8	9	0	0	0	46	0	0	0	0	0	0	0	0
16:00	0	0	0	0	0	0	0	0	148	34	6	3	2	1	0	194	0	0	0	0	0	0	0	0
16:15	0	0	0	0	0	0	0	0	163	34	4	3	2	1	0	207	0	0	0	0	0	0	0	0
16:30	0	0	0	0	0	0	0	0	172	23	0	1	2	1	0	199	0	0	0	0	0	0	0	0
16:45	0	0	0	0	0	0	0	0	179	20	1	1	0	1	0	202	0	0	0	0	0	0	0	0
17:00	0	0	0	0	0	0	0	0	161	15	1	1	1	1	0	180	0	0	0	0	0	0	0	0
17:15	0	0	0	0	0	0	0	0	135	10	1	2	1	0	0	149	0	0	0	0	0	0	0	0
17:30	0	0	0	0	0	0	0	0	133	9	1	2	1	1	0	147	0	0	0	0	0	0	0	0
17:45	0	0	0	0	0	0	0	0	111	5	0	3	1	2	0	122	0	0	0	0	0	0	0	0
18:00	0	0	0	0	0	0	0	0	104	4	0	4	0	2	0	114	0	0	0	0	0	0	0	0

# Intelligent Data Collection Limited



Client: Mott McDonald  
 Project Number: ID06180  
 Junction Number: Site 12

Date of Survey: 07.12.2021  
 Junction Name: A1309 Milton Road / Cowley Road  
 Junction Type: T-Junction

Arm A: A1309 Milton Road (N)  
 Arm B: Cowley Road (E)

Arm C: A1309 Milton Road (S)

Time	B3 to B								B3 to A								B3 to C							
	Cars	LGV	OGV1	OGV2	Buses	M/C	Cycle	Total	Cars	LGV	OGV1	OGV2	Buses	M/C	Cycle	Total	Cars	LGV	OGV1	OGV2	Buses	M/C	Cycle	Total
07:00	0	0	0	0	0	0	0	0	0	0	0	0	0	0	0	0	1	2	0	0	0	0	0	3
07:15	0	0	0	0	0	0	0	0	0	0	0	0	0	0	0	0	3	0	1	0	0	0	0	4
07:30	0	0	0	0	0	0	0	0	0	0	0	0	0	0	0	0	1	0	1	0	0	0	0	2
07:45	0	0	0	0	0	0	0	0	0	0	0	0	0	0	0	0	1	1	3	1	0	0	0	6
08:00	0	0	0	0	0	0	0	0	0	0	0	0	0	0	0	0	2	1	2	0	0	0	0	5
08:15	0	0	0	0	0	0	0	0	0	0	0	0	0	0	0	0	4	2	1	0	0	0	0	7
08:30	0	0	0	0	0	0	0	0	0	0	0	0	0	0	0	0	8	0	1	0	0	0	0	9
08:45	0	0	0	0	0	0	0	0	0	0	0	0	0	0	0	0	7	1	0	0	0	0	0	8
09:00	0	0	0	0	0	0	0	0	0	0	0	0	0	0	0	0	5	1	2	0	0	0	0	8
09:15	0	0	0	0	0	0	0	0	0	0	0	0	0	0	0	0	3	1	1	0	0	0	0	5
09:30	0	0	0	0	0	0	0	0	0	0	0	0	0	0	0	0	1	2	4	0	0	0	0	7
09:45	0	0	0	0	0	0	0	0	0	0	0	0	0	0	0	0	5	1	2	0	0	0	0	8
16:00	0	0	0	0	0	0	0	0	0	0	0	0	0	0	0	0	10	1	0	0	0	0	0	11
16:15	0	0	0	0	0	0	0	0	0	0	0	0	0	0	0	0	8	1	0	0	0	0	0	9
16:30	0	0	0	0	0	0	0	0	0	0	0	0	0	0	0	0	6	1	0	0	0	0	0	7
16:45	0	0	0	0	0	0	0	0	0	0	0	0	0	0	0	0	9	0	0	0	0	0	1	10
17:00	0	0	0	0	0	0	0	0	0	0	0	0	0	0	0	0	15	1	0	0	0	0	0	16
17:15	0	0	0	0	0	0	0	0	0	0	0	0	0	0	0	0	10	0	0	0	0	0	0	10
17:30	0	0	0	0	0	0	0	0	0	0	0	0	0	0	0	0	15	1	0	0	0	0	0	16
17:45	0	0	0	0	0	0	0	0	0	0	0	0	0	0	0	0	18	1	0	0	0	0	0	19
18:00	0	0	0	0	0	0	0	0	0	0	0	0	0	0	0	0	14	0	0	0	0	0	0	14
18:15	0	0	0	0	0	0	0	0	0	0	0	0	0	0	0	0	10	0	0	0	0	1	0	11
18:30	0	0	0	0	0	0	0	0	0	0	0	0	0	0	0	0	11	0	0	0	0	0	0	11
18:45	0	0	0	0	0	0	0	0	0	0	0	0	0	0	0	0	5	0	0	0	0	0	0	5
Start Time	Rolling Hour							Total	Rolling Hour							Total	Rolling Hour							Total
07:00	0	0	0	0	0	0	0	0	0	0	0	0	0	0	0	0	6	3	5	1	0	0	0	15
07:15	0	0	0	0	0	0	0	0	0	0	0	0	0	0	0	0	7	2	7	1	0	0	0	17
07:30	0	0	0	0	0	0	0	0	0	0	0	0	0	0	0	0	8	4	7	1	0	0	0	20
07:45	0	0	0	0	0	0	0	0	0	0	0	0	0	0	0	0	15	4	7	1	0	0	0	27
08:00	0	0	0	0	0	0	0	0	0	0	0	0	0	0	0	0	21	4	4	0	0	0	0	29
08:15	0	0	0	0	0	0	0	0	0	0	0	0	0	0	0	0	24	4	4	0	0	0	0	32
08:30	0	0	0	0	0	0	0	0	0	0	0	0	0	0	0	0	23	3	4	0	0	0	0	30
08:45	0	0	0	0	0	0	0	0	0	0	0	0	0	0	0	0	16	5	7	0	0	0	0	28
09:00	0	0	0	0	0	0	0	0	0	0	0	0	0	0	0	0	14	5	9	0	0	0	0	28
16:00	0	0	0	0	0	0	0	0	0	0	0	0	0	0	0	0	33	3	0	0	0	0	1	37
16:15	0	0	0	0	0	0	0	0	0	0	0	0	0	0	0	0	38	3	0	0	0	0	1	42
16:30	0	0	0	0	0	0	0	0	0	0	0	0	0	0	0	0	40	2	0	0	0	0	1	43
16:45	0	0	0	0	0	0	0	0	0	0	0	0	0	0	0	0	49	2	0	0	0	0	1	52
17:00	0	0	0	0	0	0	0	0	0	0	0	0	0	0	0	0	58	3	0	0	0	0	0	61
17:15	0	0	0	0	0	0	0	0	0	0	0	0	0	0	0	0	57	2	0	0	0	0	0	59
17:30	0	0	0	0	0	0	0	0	0	0	0	0	0	0	0	0	57	2	0	0	0	1	0	60
17:45	0	0	0	0	0	0	0	0	0	0	0	0	0	0	0	0	53	1	0	0	0	1	0	55
18:00	0	0	0	0	0	0	0	0	0	0	0	0	0	0	0	0	40	0	0	0	0	1	0	41

# Intelligent Data Collection Limited



Client: Mott McDonald  
 Project Number: ID06180  
 Junction Number: Site 12

Date of Survey: 07.12.2021  
 Junction Name: A1309 Milton Road / Cowley Road  
 Junction Type: T-Junction

Arm A: A1309 Milton Road (N)  
 Arm B: Cowley Road (E)

Arm C: A1309 Milton Road (S)

Time	C1 to C								C1 to B								C1 to A							
	Cars	LGV	OGV1	OGV2	Buses	M/C	Cycle	Total	Cars	LGV	OGV1	OGV2	Buses	M/C	Cycle	Total	Cars	LGV	OGV1	OGV2	Buses	M/C	Cycle	Total
07:00	0	0	0	0	0	0	0	0	7	2	0	0	0	0	0	9	0	0	0	0	0	0	0	0
07:15	0	0	0	0	0	0	0	0	11	2	0	0	1	1	0	15	0	0	0	0	0	0	0	0
07:30	0	0	0	0	0	0	0	0	11	2	1	0	2	0	0	16	0	0	0	0	0	0	0	0
07:45	0	0	0	0	0	0	0	0	15	1	3	0	1	0	0	20	0	0	0	0	0	0	0	0
08:00	0	0	0	0	0	0	0	0	16	6	0	0	1	0	0	23	0	0	0	0	0	0	0	0
08:15	0	0	0	0	0	0	0	0	14	5	3	0	1	0	1	24	0	0	0	0	0	0	0	0
08:30	0	0	0	0	0	0	0	0	24	3	1	0	1	0	0	29	0	0	0	0	0	0	0	0
08:45	0	0	0	0	0	0	0	0	23	3	3	0	0	0	2	31	0	0	0	0	0	0	0	0
09:00	0	0	0	0	0	0	0	0	31	2	2	0	2	0	0	37	0	0	0	0	0	0	0	0
09:15	0	0	0	0	0	0	0	0	20	4	4	0	4	0	0	32	0	0	0	0	0	0	0	0
09:30	0	0	0	0	0	0	0	0	13	14	3	0	1	0	0	31	0	0	0	0	0	0	0	0
09:45	0	0	0	0	0	0	0	0	9	4	1	0	1	1	0	16	0	0	0	0	0	0	0	0
16:00	0	0	0	0	0	0	0	0	10	7	1	0	0	0	0	18	0	0	0	0	0	0	0	0
16:15	0	0	0	0	0	0	0	0	9	2	0	0	3	0	0	14	0	0	0	0	0	0	0	0
16:30	0	0	0	0	0	0	0	0	19	3	1	0	1	0	0	24	0	0	0	0	0	0	0	0
16:45	0	0	0	0	0	0	0	0	13	1	1	0	0	1	0	16	0	0	0	0	0	0	0	0
17:00	0	0	0	0	0	0	0	0	17	1	0	1	1	0	1	21	0	0	0	0	0	0	0	0
17:15	0	0	0	0	0	0	0	0	17	1	0	0	2	0	0	20	0	0	0	0	0	0	0	0
17:30	0	0	0	0	0	0	0	0	11	1	0	0	1	0	1	14	0	0	0	0	0	0	0	0
17:45	0	0	0	0	0	0	0	0	8	1	0	0	1	0	0	10	0	0	0	0	0	0	0	0
18:00	0	0	0	0	0	0	0	0	13	1	0	0	1	0	1	16	0	0	0	0	0	0	0	0
18:15	0	0	0	0	0	0	0	0	5	2	1	0	2	0	0	10	0	0	0	0	0	0	0	0
18:30	0	0	0	0	0	0	0	0	15	0	0	0	2	0	0	17	0	0	0	0	0	0	0	0
18:45	0	0	0	0	0	0	0	0	8	1	0	0	4	0	0	13	0	0	0	0	0	0	0	0
Start Time	Rolling Hour								Rolling Hour								Rolling Hour							
	Cars	LGV	OGV1	OGV2	Buses	M/C	Cycle	Total	Cars	LGV	OGV1	OGV2	Buses	M/C	Cycle	Total	Cars	LGV	OGV1	OGV2	Buses	M/C	Cycle	Total
07:00	0	0	0	0	0	0	0	0	44	7	4	0	4	1	0	60	0	0	0	0	0	0	0	0
07:15	0	0	0	0	0	0	0	0	53	11	4	0	5	1	0	74	0	0	0	0	0	0	0	0
07:30	0	0	0	0	0	0	0	0	56	14	7	0	5	0	1	83	0	0	0	0	0	0	0	0
07:45	0	0	0	0	0	0	0	0	69	15	7	0	4	0	1	96	0	0	0	0	0	0	0	0
08:00	0	0	0	0	0	0	0	0	77	17	7	0	3	0	3	107	0	0	0	0	0	0	0	0
08:15	0	0	0	0	0	0	0	0	92	13	9	0	4	0	3	121	0	0	0	0	0	0	0	0
08:30	0	0	0	0	0	0	0	0	98	12	10	0	7	0	2	129	0	0	0	0	0	0	0	0
08:45	0	0	0	0	0	0	0	0	87	23	12	0	7	0	2	131	0	0	0	0	0	0	0	0
09:00	0	0	0	0	0	0	0	0	73	24	10	0	8	1	0	116	0	0	0	0	0	0	0	0
16:00	0	0	0	0	0	0	0	0	51	13	3	0	4	1	0	72	0	0	0	0	0	0	0	0
16:15	0	0	0	0	0	0	0	0	58	7	2	1	5	1	1	75	0	0	0	0	0	0	0	0
16:30	0	0	0	0	0	0	0	0	66	6	2	1	4	1	1	81	0	0	0	0	0	0	0	0
16:45	0	0	0	0	0	0	0	0	58	4	1	1	4	1	2	71	0	0	0	0	0	0	0	0
17:00	0	0	0	0	0	0	0	0	53	4	0	1	5	0	2	65	0	0	0	0	0	0	0	0
17:15	0	0	0	0	0	0	0	0	49	4	0	0	5	0	2	60	0	0	0	0	0	0	0	0
17:30	0	0	0	0	0	0	0	0	37	5	1	0	5	0	2	50	0	0	0	0	0	0	0	0
17:45	0	0	0	0	0	0	0	0	41	4	1	0	6	0	1	53	0	0	0	0	0	0	0	0
18:00	0	0	0	0	0	0	0	0	41	4	1	0	9	0	1	56	0	0	0	0	0	0	0	0

# Intelligent Data Collection Limited



Client: Mott McDonald  
 Project Number: ID06180  
 Junction Number: Site 12

Date of Survey: 07.12.2021  
 Junction Name: A1309 Milton Road / Cowley Road  
 Junction Type: T-Junction

Arm A: A1309 Milton Road (N)  
 Arm B: Cowley Road (E)

Arm C: A1309 Milton Road (S)

Time	C2 to C							C2 to B							C2 to A									
	Cars	LGV	OGV1	OGV2	Buses	M/C	Cycle	Total	Cars	LGV	OGV1	OGV2	Buses	M/C	Cycle	Total	Cars	LGV	OGV1	OGV2	Buses	M/C	Cycle	Total
07:00								0								0	18	4	0	0	0	0	0	22
07:15								0								0	24	6	0	0	0	0	0	30
07:30								0								0	27	8	0	0	0	0	0	35
07:45								0								0	44	13	2	0	1	1	0	61
08:00								0								0	45	20	1	0	1	0	0	67
08:15								0								0	77	13	0	0	4	0	0	94
08:30								0								0	60	16	2	0	2	0	0	80
08:45								0								0	59	15	2	0	0	0	0	76
09:00								0								0	77	17	3	0	0	0	0	97
09:15								0								0	50	15	1	0	0	0	0	66
09:30								0								0	60	19	1	0	2	0	0	82
09:45								0								0	56	15	0	1	0	0	0	72
16:00								0								0								0
16:15								0								0								0
16:30								0								0								0
16:45								0								0								0
17:00								0								0								0
17:15								0								0								0
17:30								0								0								0
17:45								0								0								0
18:00								0								0								0
18:15								0								0								0
18:30								0								0								0
18:45								0								0								0
Start Time	Rolling Hour							Total	Rolling Hour							Total	Rolling Hour							Total
07:00	0	0	0	0	0	0	0	0	0	0	0	0	0	0	0	0	113	31	2	0	1	1	0	148
07:15	0	0	0	0	0	0	0	0	0	0	0	0	0	0	0	0	140	47	3	0	2	1	0	193
07:30	0	0	0	0	0	0	0	0	0	0	0	0	0	0	0	0	193	54	3	0	6	1	0	257
07:45	0	0	0	0	0	0	0	0	0	0	0	0	0	0	0	0	226	62	5	0	8	1	0	302
08:00	0	0	0	0	0	0	0	0	0	0	0	0	0	0	0	0	241	64	5	0	7	0	0	317
08:15	0	0	0	0	0	0	0	0	0	0	0	0	0	0	0	0	273	61	7	0	6	0	0	347
08:30	0	0	0	0	0	0	0	0	0	0	0	0	0	0	0	0	246	63	8	0	2	0	0	319
08:45	0	0	0	0	0	0	0	0	0	0	0	0	0	0	0	0	246	66	7	0	2	0	0	321
09:00	0	0	0	0	0	0	0	0	0	0	0	0	0	0	0	0	243	66	5	1	2	0	0	317
16:00	0	0	0	0	0	0	0	0	0	0	0	0	0	0	0	0	0	0	0	0	0	0	0	0
16:15	0	0	0	0	0	0	0	0	0	0	0	0	0	0	0	0	0	0	0	0	0	0	0	0
16:30	0	0	0	0	0	0	0	0	0	0	0	0	0	0	0	0	0	0	0	0	0	0	0	0
16:45	0	0	0	0	0	0	0	0	0	0	0	0	0	0	0	0	0	0	0	0	0	0	0	0
17:00	0	0	0	0	0	0	0	0	0	0	0	0	0	0	0	0	0	0	0	0	0	0	0	0
17:15	0	0	0	0	0	0	0	0	0	0	0	0	0	0	0	0	0	0	0	0	0	0	0	0
17:30	0	0	0	0	0	0	0	0	0	0	0	0	0	0	0	0	0	0	0	0	0	0	0	0
17:45	0	0	0	0	0	0	0	0	0	0	0	0	0	0	0	0	0	0	0	0	0	0	0	0
18:00	0	0	0	0	0	0	0	0	0	0	0	0	0	0	0	0	0	0	0	0	0	0	0	0



# Intelligent Data Collection Limited



Client: Mott McDonald  
 Project Number: ID06180  
 Junction Number: Site 12

Date of Survey: 07.12.2021  
 Junction Name: A1309 Milton Road / Cowley Road  
 Junction Type: T-Junction

Arm A: A1309 Milton Road (N)  
 Arm B: Cowley Road (E)

Arm C: A1309 Milton Road (S)

Time	C3 to C								C3 to B								C3 to A							
	Cars	LGV	OGV1	OGV2	Buses	M/C	Cycle	Total	Cars	LGV	OGV1	OGV2	Buses	M/C	Cycle	Total	Cars	LGV	OGV1	OGV2	Buses	M/C	Cycle	Total
07:00	0	0	0	0	0	0	0	0	0	0	0	0	0	0	0	0	41	12	1	4	0	0	2	60
07:15	0	0	0	0	0	0	0	0	0	0	0	0	0	0	0	0	57	30	1	6	1	1	0	96
07:30	0	0	0	0	0	0	0	0	0	0	0	0	0	0	0	0	60	30	4	1	1	1	0	97
07:45	0	0	0	0	0	0	0	0	0	0	0	0	0	0	0	0	75	18	4	2	1	0	0	100
08:00	0	0	0	0	0	0	0	0	0	0	0	0	0	0	0	0	66	16	3	2	1	1	0	89
08:15	0	0	0	0	0	0	0	0	0	0	0	0	0	0	0	0	70	15	0	2	2	0	0	89
08:30	0	0	0	0	0	0	0	0	0	0	0	0	0	0	0	0	83	11	2	2	1	0	0	99
08:45	0	0	0	0	0	0	0	0	0	0	0	0	0	0	0	0	65	16	2	2	1	0	1	87
09:00	0	0	0	0	0	0	0	0	0	0	0	0	0	0	0	0	55	21	5	3	2	0	1	87
09:15	0	0	0	0	0	0	0	0	0	0	0	0	0	0	0	0	53	20	2	2	3	0	0	80
09:30	0	0	0	0	0	0	0	0	0	0	0	0	0	0	0	0	42	11	3	1	1	0	0	58
09:45	0	0	0	0	0	0	0	0	0	0	0	0	0	0	0	0	39	11	2	4	1	1	0	58
16:00	0	0	0	0	0	0	0	0	0	0	0	0	0	0	0	0	281	43	2	2	2	0	0	330
16:15	0	0	0	0	0	0	0	0	0	0	0	0	0	0	0	0	232	35	0	1	3	1	1	273
16:30	0	0	0	0	0	0	0	0	0	0	0	0	0	0	0	0	249	29	1	0	2	1	0	282
16:45	0	0	0	0	0	0	0	0	0	0	0	0	0	0	0	0	242	40	3	1	0	0	0	286
17:00	0	0	0	0	0	0	0	0	0	0	0	0	0	0	0	0	269	31	1	0	2	1	0	304
17:15	0	0	0	0	0	0	0	0	0	0	0	0	0	0	0	0	283	21	1	1	2	4	0	312
17:30	0	0	0	0	0	0	0	0	0	0	0	0	0	0	0	0	271	24	0	0	1	3	0	299
17:45	0	0	0	0	0	0	0	0	0	0	0	0	0	0	0	0	209	14	0	0	2	1	0	226
18:00	0	0	0	0	0	0	0	0	0	0	0	0	0	0	0	0	215	13	1	0	1	2	0	232
18:15	0	0	0	0	0	0	0	0	0	0	0	0	0	0	0	0	195	8	0	0	3	0	0	206
18:30	0	0	0	0	0	0	0	0	0	0	0	0	0	0	0	0	153	9	1	0	3	1	0	167
18:45	0	0	0	0	0	0	0	0	0	0	0	0	0	0	0	0	121	8	0	0	0	0	0	129
Start Time	Rolling Hour								Rolling Hour								Rolling Hour							
	Cars	LGV	OGV1	OGV2	Buses	M/C	Cycle	Total	Cars	LGV	OGV1	OGV2	Buses	M/C	Cycle	Total	Cars	LGV	OGV1	OGV2	Buses	M/C	Cycle	Total
07:00	0	0	0	0	0	0	0	0	0	0	0	0	0	0	0	0	233	90	10	13	3	2	2	353
07:15	0	0	0	0	0	0	0	0	0	0	0	0	0	0	0	0	258	94	12	11	4	3	0	382
07:30	0	0	0	0	0	0	0	0	0	0	0	0	0	0	0	0	271	79	11	7	5	2	0	375
07:45	0	0	0	0	0	0	0	0	0	0	0	0	0	0	0	0	294	60	9	8	5	1	0	377
08:00	0	0	0	0	0	0	0	0	0	0	0	0	0	0	0	0	284	58	7	8	5	1	1	364
08:15	0	0	0	0	0	0	0	0	0	0	0	0	0	0	0	0	273	63	9	9	6	0	2	362
08:30	0	0	0	0	0	0	0	0	0	0	0	0	0	0	0	0	256	68	11	9	7	0	2	353
08:45	0	0	0	0	0	0	0	0	0	0	0	0	0	0	0	0	215	68	12	8	7	0	2	312
09:00	0	0	0	0	0	0	0	0	0	0	0	0	0	0	0	0	189	63	12	10	7	1	1	283
16:00	0	0	0	0	0	0	0	0	0	0	0	0	0	0	0	0	1004	147	6	4	7	2	1	1171
16:15	0	0	0	0	0	0	0	0	0	0	0	0	0	0	0	0	992	135	5	2	7	3	1	1145
16:30	0	0	0	0	0	0	0	0	0	0	0	0	0	0	0	0	1043	121	6	2	6	6	0	1184
16:45	0	0	0	0	0	0	0	0	0	0	0	0	0	0	0	0	1065	116	5	2	5	8	0	1201
17:00	0	0	0	0	0	0	0	0	0	0	0	0	0	0	0	0	1032	90	2	1	7	9	0	1141
17:15	0	0	0	0	0	0	0	0	0	0	0	0	0	0	0	0	978	72	2	1	6	10	0	1069
17:30	0	0	0	0	0	0	0	0	0	0	0	0	0	0	0	0	890	59	1	0	7	6	0	963
17:45	0	0	0	0	0	0	0	0	0	0	0	0	0	0	0	0	772	44	2	0	9	4	0	831
18:00	0	0	0	0	0	0	0	0	0	0	0	0	0	0	0	0	684	38	2	0	7	3	0	734

# Intelligent Data Collection Limited



**Client:** Mott McDonald      **Date of Survey:** 07.12.2021  
**Project Number:** ID06180      **Junction Name:** A1309 Milton Road / Cowley Road  
**Junction Number:** Site 12      **Junction Type:** T-Junction

Time	Arm A Approach								Arm A Exit									
	Cars	LGV	OGV1	OGV2	Buses	M/C	Cycle	Total	Cars	LGV	OGV1	OGV2	Buses	M/C	Cycle	Total		
07:00	175	59	3	10	3	1	0	251	66	22	5	6	3	0	2	104		
07:15	199	66	7	2	3	2	0	279	92	42	4	11	2	1	0	152		
07:30	261	80	5	6	3	2	0	357	97	42	6	5	1	1	0	152		
07:45	316	76	4	10	1	1	0	408	135	39	10	6	4	1	0	195		
08:00	278	60	5	4	2	2	0	351	127	51	7	6	2	1	0	194		
08:15	415	53	8	6	4	2	0	488	157	31	6	8	6	0	0	208		
08:30	395	53	6	9	2	0	0	465	151	33	10	5	3	0	0	202		
08:45	422	53	9	2	3	1	0	490	133	36	5	6	1	0	1	182		
09:00	426	54	5	3	2	2	0	492	145	42	11	7	2	0	1	208		
09:15	292	46	6	8	3	3	0	358	114	44	7	4	3	1	0	173		
09:30	242	50	13	5	1	2	0	313	108	38	9	7	3	0	0	165		
09:45	186	37	7	10	2	4	0	246	103	35	7	5	1	1	0	152		
16:00	135	30	3	3	3	0	0	174	355	55	5	2	2	1	0	420		
16:15	152	34	2	2	1	0	0	191	280	50	4	4	3	1	1	343		
16:30	143	37	1	4	1	0	0	186	330	39	2	0	4	1	0	376		
16:45	133	30	0	2	1	2	0	168	315	50	4	1	0	0	0	370		
17:00	148	19	1	4	1	1	0	174	368	39	1	0	2	2	0	412		
17:15	153	23	2	3	2	3	0	186	346	25	1	3	2	4	0	381		
17:30	138	22	1	4	1	2	0	168	351	31	1	0	1	3	0	387		
17:45	155	16	1	8	3	0	1	184	264	21	0	0	3	1	0	289		
18:00	155	13	1	3	3	2	0	177	272	17	1	1	1	2	0	294		
18:15	138	14	1	2	2	2	1	160	252	10	0	1	3	1	0	267		
18:30	111	12	0	2	3	2	3	133	192	9	1	1	3	2	0	208		
18:45	135	16	0	1	6	0	0	158	157	11	0	1	0	0	0	169		
Start Time	Rolling Hour								Total	Rolling Hour								Total
07:00	951	281	19	28	10	6	0	1295	390	145	25	28	10	3	2	603		
07:15	1054	282	21	22	9	7	0	1395	451	174	27	28	9	4	0	693		
07:30	1270	269	22	26	10	7	0	1604	516	163	29	25	13	3	0	749		
07:45	1404	242	23	29	9	5	0	1712	570	154	33	25	15	2	0	799		
08:00	1510	219	28	21	11	5	0	1794	568	151	28	25	12	1	1	786		
08:15	1658	213	28	20	11	5	0	1935	586	142	32	26	12	0	2	800		
08:30	1535	206	26	22	10	6	0	1805	543	155	33	22	9	1	2	765		
08:45	1382	203	33	18	9	8	0	1653	500	160	32	24	9	1	2	728		
09:00	1146	187	31	26	8	11	0	1409	470	159	34	23	9	2	1	698		
16:00	563	131	6	11	6	2	0	719	1280	194	15	7	9	3	1	1509		
16:15	576	120	4	12	4	3	0	719	1293	178	11	5	9	4	1	1501		
16:30	577	109	4	13	5	6	0	714	1359	153	8	4	8	7	0	1539		
16:45	572	94	4	13	5	8	0	696	1380	145	7	4	5	9	0	1550		
17:00	594	80	5	19	7	6	1	712	1329	116	3	3	8	10	0	1469		
17:15	601	74	5	18	9	7	1	715	1233	94	3	4	7	10	0	1351		
17:30	586	65	4	17	9	6	2	689	1139	79	2	2	8	7	0	1237		
17:45	559	55	3	15	11	6	5	654	980	57	2	3	10	6	0	1058		
18:00	539	55	2	8	14	6	4	628	873	47	2	4	7	5	0	938		

# Intelligent Data Collection Limited



**Client:** Mott McDonald      **Date of Survey:** 07.12.2021  
**Project Number:** ID06180      **Junction Name:** A1309 Milton Road / Cowley Road  
**Junction Number:** Site 12      **Junction Type:** T-Junction

Time	Arm B Approach								Arm B Exit									
	Cars	LGV	OGV1	OGV2	Buses	M/C	Cycle	Total	Cars	LGV	OGV1	OGV2	Buses	M/C	Cycle	Total		
07:00	8	8	4	2	3	0	0	25	44	18	2	6	0	0	0	70		
07:15	14	6	4	5	1	0	0	30	56	21	5	2	2	2	0	88		
07:30	11	4	3	4	0	0	0	22	60	20	5	5	2	1	0	93		
07:45	17	9	7	5	2	0	0	40	83	12	5	8	1	0	0	109		
08:00	18	16	5	4	0	0	0	43	72	19	4	3	1	0	0	99		
08:15	14	5	7	6	0	0	0	32	112	14	5	4	1	0	1	137		
08:30	16	6	7	3	0	0	0	32	118	12	3	2	1	0	0	136		
08:45	16	6	1	4	0	0	0	27	133	11	7	2	2	0	2	157		
09:00	18	5	5	4	0	0	0	32	116	15	4	3	2	0	0	140		
09:15	14	10	5	2	0	1	0	32	73	10	9	8	4	1	0	105		
09:30	7	10	9	6	0	0	0	32	52	27	5	3	1	1	0	89		
09:45	13	10	7	0	0	0	0	30	38	13	4	5	2	1	0	63		
16:00	84	13	3	0	0	1	0	101	29	13	4	3	0	0	0	49		
16:15	56	16	4	3	0	0	0	79	32	6	1	2	4	0	0	45		
16:30	87	11	1	0	2	0	0	101	40	8	2	2	1	0	0	53		
16:45	82	10	1	0	0	0	1	94	28	8	1	2	0	1	0	40		
17:00	114	9	0	0	0	1	0	124	31	2	0	5	1	1	1	41		
17:15	73	4	0	2	0	0	0	79	29	4	2	3	2	0	0	40		
17:30	95	8	1	0	0	0	0	104	23	3	0	3	1	0	1	31		
17:45	73	8	0	0	1	0	0	82	19	2	1	5	2	0	0	29		
18:00	71	4	0	1	0	0	0	76	26	4	0	2	2	0	1	35		
18:15	67	2	0	1	0	2	0	72	21	3	1	0	3	0	0	28		
18:30	50	0	0	1	0	1	0	52	26	1	0	1	5	1	0	34		
18:45	41	3	0	1	0	0	0	45	17	3	0	0	8	0	0	28		
Start Time	Rolling Hour								Total	Rolling Hour								Total
07:00	50	27	18	16	6	0	0	117	243	71	17	21	5	3	0	360		
07:15	60	35	19	18	3	0	0	135	271	72	19	18	6	3	0	389		
07:30	60	34	22	19	2	0	0	137	327	65	19	20	5	1	1	438		
07:45	65	36	26	18	2	0	0	147	385	57	17	17	4	0	1	481		
08:00	64	33	20	17	0	0	0	134	435	56	19	11	5	0	3	529		
08:15	64	22	20	17	0	0	0	123	479	52	19	11	6	0	3	570		
08:30	64	27	18	13	0	1	0	123	440	48	23	15	9	1	2	538		
08:45	55	31	20	16	0	1	0	123	374	63	25	16	9	2	2	491		
09:00	52	35	26	12	0	1	0	126	279	65	22	19	9	3	0	397		
16:00	309	50	9	3	2	1	1	375	129	35	8	9	5	1	0	187		
16:15	339	46	6	3	2	1	1	398	131	24	4	11	6	2	1	179		
16:30	356	34	2	2	2	1	1	398	128	22	5	12	4	2	1	174		
16:45	364	31	2	2	0	1	1	401	111	17	3	13	4	2	2	152		
17:00	355	29	1	2	1	1	0	389	102	11	3	16	6	1	2	141		
17:15	312	24	1	3	1	0	0	341	97	13	3	13	7	0	2	135		
17:30	306	22	1	2	1	2	0	334	89	12	2	10	8	0	2	123		
17:45	261	14	0	3	1	3	0	282	92	10	2	8	12	1	1	126		
18:00	229	9	0	4	0	3	0	245	90	11	1	3	18	1	1	125		

# Intelligent Data Collection Limited



**Client:** Mott McDonald      **Date of Survey:** 07.12.2021  
**Project Number:** ID06180      **Junction Name:** A1309 Milton Road / Cowley Road  
**Junction Number:** Site 12      **Junction Type:** T-Junction

Time	Arm C Approach								Arm C Exit									
	Cars	LGV	OGV1	OGV2	Buses	M/C	Cycle	Total	Cars	LGV	OGV1	OGV2	Buses	M/C	Cycle	Total		
07:00	66	18	1	4	0	0	2	91	139	45	1	4	3	1	0	193		
07:15	92	38	1	6	2	2	0	141	157	47	3	0	2	1	0	210		
07:30	98	40	5	1	3	1	0	148	213	62	2	1	3	1	0	282		
07:45	134	32	9	2	3	1	0	181	249	66	5	3	1	1	0	325		
08:00	127	42	4	2	3	1	0	179	224	48	3	1	2	2	0	280		
08:15	161	33	3	2	7	0	1	207	321	46	7	2	4	2	0	382		
08:30	167	30	5	2	4	0	0	208	309	44	5	7	2	0	0	367		
08:45	147	34	7	2	1	0	3	194	319	46	5	0	1	1	0	372		
09:00	163	40	10	3	4	0	1	221	346	42	5	0	2	2	0	397		
09:15	123	39	7	2	7	0	0	178	242	41	2	0	3	2	0	290		
09:30	115	44	7	1	4	0	0	171	204	39	15	2	1	1	0	262		
09:45	104	30	3	5	2	2	0	146	162	29	6	5	1	4	0	207		
16:00	291	50	3	2	2	0	0	348	126	25	0	0	3	0	0	154		
16:15	241	37	0	1	6	1	1	287	137	31	1	0	0	0	0	169		
16:30	268	32	2	0	3	1	0	306	128	33	0	2	1	0	0	164		
16:45	255	41	4	1	0	1	0	302	127	23	0	0	1	2	1	154		
17:00	286	32	1	1	3	1	1	325	149	19	1	0	1	0	0	170		
17:15	300	22	1	1	4	4	0	332	151	20	0	0	2	3	0	176		
17:30	282	25	0	0	2	3	1	313	141	21	1	1	1	2	0	167		
17:45	217	15	0	0	3	1	0	236	162	16	0	3	2	0	1	184		
18:00	228	14	1	0	2	2	1	248	156	10	1	1	2	2	0	172		
18:15	200	10	1	0	5	0	0	216	132	13	1	2	1	3	1	153		
18:30	168	9	1	0	5	1	0	184	111	11	0	1	0	1	3	127		
18:45	129	9	0	0	4	0	0	142	131	14	0	1	2	0	0	148		
Start Time	Rolling Hour								Total	Rolling Hour								Total
07:00	390	128	16	13	8	4	2	561	758	220	11	8	9	4	0	1010		
07:15	451	152	19	11	11	5	0	649	843	223	13	5	8	5	0	1097		
07:30	520	147	21	7	16	3	1	715	1007	222	17	7	10	6	0	1269		
07:45	589	137	21	8	17	2	1	775	1103	204	20	13	9	5	0	1354		
08:00	602	139	19	8	15	1	4	788	1173	184	20	10	9	5	0	1401		
08:15	638	137	25	9	16	0	5	830	1295	178	22	9	9	5	0	1518		
08:30	600	143	29	9	16	0	4	801	1216	173	17	7	8	5	0	1426		
08:45	548	157	31	8	16	0	4	764	1111	168	27	2	7	6	0	1321		
09:00	505	153	27	11	17	2	1	716	954	151	28	7	7	9	0	1156		
16:00	1055	160	9	4	11	3	1	1243	518	112	1	2	5	2	1	641		
16:15	1050	142	7	3	12	4	2	1220	541	106	2	2	3	2	1	657		
16:30	1109	127	8	3	10	7	1	1265	555	95	1	2	5	5	1	664		
16:45	1123	120	6	3	9	9	2	1272	568	83	2	1	5	7	1	667		
17:00	1085	94	2	2	12	9	2	1206	603	76	2	4	6	5	1	697		
17:15	1027	76	2	1	11	10	2	1129	610	67	2	5	7	7	1	699		
17:30	927	64	2	0	12	6	2	1013	591	60	3	7	6	7	2	676		
17:45	813	48	3	0	15	4	1	884	561	50	2	7	5	6	5	636		
18:00	725	42	3	0	16	3	1	790	530	48	2	5	5	6	4	600		

# Intelligent Data Collection Limited



**Client:** Mott McDonald      **Date of Survey:** 07.12.2021  
**Project Number:** ID06180      **Junction Name:** A1309 Milton Road / Cowley Road  
**Junction Number:** Site 12      **Junction Type:** T-Junction

Total Junction Flow								
Time	Cars	LGV	OGV1	OGV2	Buses	M/C	Cycle	Total
07:00	249	85	8	16	6	1	2	367
07:15	305	110	12	13	6	4	0	450
07:30	370	124	13	11	6	3	0	527
07:45	467	117	20	17	6	2	0	629
08:00	423	118	14	10	5	3	0	573
08:15	590	91	18	14	11	2	1	727
08:30	578	89	18	14	6	0	0	705
08:45	585	93	17	8	4	1	3	711
09:00	607	99	20	10	6	2	1	745
09:15	429	95	18	12	10	4	0	568
09:30	364	104	29	12	5	2	0	516
09:45	303	77	17	15	4	6	0	422
16:00	510	93	9	5	5	1	0	623
16:15	449	87	6	6	7	1	1	557
16:30	498	80	4	4	6	1	0	593
16:45	470	81	5	3	1	3	1	564
17:00	548	60	2	5	4	3	1	623
17:15	526	49	3	6	6	7	0	597
17:30	515	55	2	4	3	5	1	585
17:45	445	39	1	8	7	1	1	502
18:00	454	31	2	4	5	4	1	501
18:15	405	26	2	3	7	4	1	448
18:30	329	21	1	3	8	4	3	369
18:45	305	28	0	2	10	0	0	345
Start Time	Rolling Hour							Total
07:00	1391	436	53	57	24	10	2	1973
07:15	1565	469	59	51	23	12	0	2179
07:30	1850	450	65	52	28	10	1	2456
07:45	2058	415	70	55	28	7	1	2634
08:00	2176	391	67	46	26	6	4	2716
08:15	2360	372	73	46	27	5	5	2888
08:30	2199	376	73	44	26	7	4	2729
08:45	1985	391	84	42	25	9	4	2540
09:00	1703	375	84	49	25	14	1	2251
16:00	1927	341	24	18	19	6	2	2337
16:15	1965	308	17	18	18	8	3	2337
16:30	2042	270	14	18	17	14	2	2377
16:45	2059	245	12	18	14	18	3	2369
17:00	2034	203	8	23	20	16	3	2307
17:15	1940	174	8	22	21	17	3	2185
17:30	1819	151	7	19	22	14	4	2036
17:45	1633	117	6	18	27	13	6	1820
18:00	1493	106	5	12	30	12	5	1663

# Intelligent Data Collection Limited



Client: Mott McDonald  
 Project Number: ID06180  
 Junction Number: Site 12

Date of Survey: 07.12.2021  
 Junction Name: A1309 Milton Road / Cowley Road  
 Junction Type: T-Junction

Arm A: A1309 Milton Road (N)  
 Arm B: Cowley Road (E)

Arm C: A1309 Milton Road (S)

PCU Summary																
Time	A1 to A	A1 to C	A1 to B	A2 to A	A2 to C	A2 to B	A3 to A	A3 to C	A3 to B	A4 to A	A4 to C	A4 to B	B1 to B	B1 to A	B1 to C	B2 to B
07:00	0	26	0	0	36	0	0	136	0	0	0	70	0	11	0	0
07:15	0	29	0	0	44	0	0	135	0	0	0	79	0	16	0	0
07:30	0	29	0	0	62	0	0	193	0	0	0	85	0	6	0	0
07:45	0	56	0	0	71	0	0	197	0	0	0	100	0	22	0	0
08:00	0	60	0	0	65	0	0	152	0	0	0	82	0	30	0	0
08:15	0	70	0	0	95	0	0	219	0	0	0	119	0	15	0	0
08:30	0	78	0	0	116	0	0	177	0	0	0	111	0	14	0	0
08:45	0	71	0	0	130	0	0	166	0	0	0	133	0	7	0	0
09:00	0	74	0	0	111	0	0	206	0	0	0	108	0	12	0	0
09:15	0	48	0	0	70	0	0	170	0	0	0	85	0	16	0	0
09:30	0	30	0	0	44	0	0	190	0	0	0	62	0	14	0	0
09:45	0	17	0	0	49	0	0	140	0	0	0	56	0	18	0	0
16:00	0	1	0	0	18	0	0	127	0	0	0	36	0	40	0	0
16:15	0	5	0	0	13	0	0	143	0	0	0	35	0	25	0	0
16:30	0	10	0	0	16	0	0	134	0	0	0	32	0	47	0	0
16:45	0	9	0	0	10	0	0	124	0	0	0	27	0	35	0	0
17:00	0	14	0	0	22	0	0	120	0	0	0	25	0	44	0	0
17:15	0	10	0	0	22	0	0	134	0	0	0	25	0	33	0	0
17:30	0	11	0	0	10	0	0	131	0	0	0	21	0	37	0	0
17:45	0	12	0	0	20	0	0	138	0	0	0	27	0	35	0	0
18:00	0	7	0	0	11	0	0	143	0	0	0	23	0	29	0	0
18:15	0	2	0	0	8	0	0	134	0	0	0	19	0	26	0	0
18:30	0	3	0	0	11	0	0	100	0	0	0	21	0	15	0	0
18:45	0	10	0	0	5	0	0	131	0	0	0	19	0	20	0	0
Start Time	Rolling Hour															
07:00	0	140	0	0	213	0	0	661	0	0	0	334	0	55	0	0
07:15	0	174	0	0	243	0	0	677	0	0	0	346	0	74	0	0
07:30	0	215	0	0	293	0	0	761	0	0	0	386	0	73	0	0
07:45	0	264	0	0	347	0	0	744	0	0	0	412	0	81	0	0
08:00	0	279	0	0	406	0	0	714	0	0	0	444	0	66	0	0
08:15	0	293	0	0	452	0	0	768	0	0	0	470	0	48	0	0
08:30	0	272	0	0	427	0	0	718	0	0	0	436	0	49	0	0
08:45	0	223	0	0	355	0	0	731	0	0	0	388	0	49	0	0
09:00	0	169	0	0	275	0	0	705	0	0	0	312	0	60	0	0
16:00	0	25	0	0	57	0	0	528	0	0	0	130	0	146	0	0
16:15	0	38	0	0	61	0	0	521	0	0	0	118	0	150	0	0
16:30	0	43	0	0	70	0	0	513	0	0	0	108	0	158	0	0
16:45	0	44	0	0	64	0	0	510	0	0	0	97	0	149	0	0
17:00	0	47	0	0	74	0	0	524	0	0	0	97	0	149	0	0
17:15	0	40	0	0	62	0	0	547	0	0	0	95	0	134	0	0
17:30	0	32	0	0	48	0	0	547	0	0	0	90	0	127	0	0
17:45	0	24	0	0	49	0	0	516	0	0	0	89	0	105	0	0
18:00	0	22	0	0	34	0	0	509	0	0	0	81	0	90	0	0

# Intelligent Data Collection Limited



Client: Mott McDonald  
 Project Number: ID06180  
 Junction Number: Site 12

Date of Survey: 07.12.2021  
 Junction Name: A1309 Milton Road / Cowley Road  
 Junction Type: T-Junction

Arm A: A1309 Milton Road (N)  
 Arm B: Cowley Road (E)

Arm C: A1309 Milton Road (S)

PCU Summary														
Time	B2 to A	B2 to C	B3 to B	B3 to A	B3 to C	C1 to C	C1 to B	C1 to A	C2 to C	C2 to B	C2 to A	C3 to C	C3 to B	C3 to A
07:00	19	0	0	0	3	0	9	0	0	0	22	0	0	64
07:15	19	0	0	0	5	0	15	0	0	0	30	0	0	105
07:30	20	0	0	0	3	0	19	0	0	0	35	0	0	101
07:45	21	0	0	0	9	0	23	0	0	0	62	0	0	106
08:00	15	0	0	0	6	0	24	0	0	0	69	0	0	94
08:15	21	0	0	0	8	0	26	0	0	0	98	0	0	94
08:30	16	0	0	0	10	0	31	0	0	0	83	0	0	104
08:45	17	0	0	0	8	0	31	0	0	0	77	0	0	91
09:00	19	0	0	0	9	0	40	0	0	0	99	0	0	95
09:15	15	0	0	0	6	0	38	0	0	0	67	0	0	87
09:30	21	0	0	0	9	0	34	0	0	0	85	0	0	62
09:45	7	0	0	0	9	0	17	0	0	0	73	0	0	65
16:00	51	0	0	0	11	0	19	0	0	0	0	0	0	336
16:15	51	0	0	0	9	0	17	0	0	0	0	0	0	276
16:30	50	0	0	0	7	0	26	0	0	0	0	0	0	284
16:45	50	0	0	0	9	0	16	0	0	0	0	0	0	289
17:00	63	0	0	0	16	0	23	0	0	0	0	0	0	306
17:15	38	0	0	0	10	0	22	0	0	0	0	0	0	313
17:30	52	0	0	0	16	0	14	0	0	0	0	0	0	298
17:45	29	0	0	0	19	0	11	0	0	0	0	0	0	227
18:00	34	0	0	0	14	0	16	0	0	0	0	0	0	232
18:15	36	0	0	0	10	0	13	0	0	0	0	0	0	209
18:30	27	0	0	0	11	0	19	0	0	0	0	0	0	170
18:45	21	0	0	0	5	0	17	0	0	0	0	0	0	129
Start Time	Rolling Hour													
07:00	79	0	0	0	19	0	65	0	0	0	149	0	0	375
07:15	75	0	0	0	22	0	80	0	0	0	196	0	0	405
07:30	77	0	0	0	25	0	91	0	0	0	264	0	0	393
07:45	73	0	0	0	32	0	103	0	0	0	312	0	0	396
08:00	69	0	0	0	31	0	111	0	0	0	327	0	0	382
08:15	73	0	0	0	34	0	127	0	0	0	357	0	0	383
08:30	67	0	0	0	32	0	139	0	0	0	325	0	0	376
08:45	73	0	0	0	32	0	142	0	0	0	327	0	0	334
09:00	62	0	0	0	33	0	128	0	0	0	323	0	0	308
16:00	202	0	0	0	36	0	77	0	0	0	0	0	0	1184
16:15	214	0	0	0	41	0	81	0	0	0	0	0	0	1155
16:30	202	0	0	0	42	0	86	0	0	0	0	0	0	1192
16:45	203	0	0	0	51	0	75	0	0	0	0	0	0	1206
17:00	182	0	0	0	61	0	70	0	0	0	0	0	0	1145
17:15	153	0	0	0	59	0	63	0	0	0	0	0	0	1071
17:30	151	0	0	0	59	0	54	0	0	0	0	0	0	967
17:45	126	0	0	0	54	0	59	0	0	0	0	0	0	839
18:00	118	0	0	0	40	0	65	0	0	0	0	0	0	740

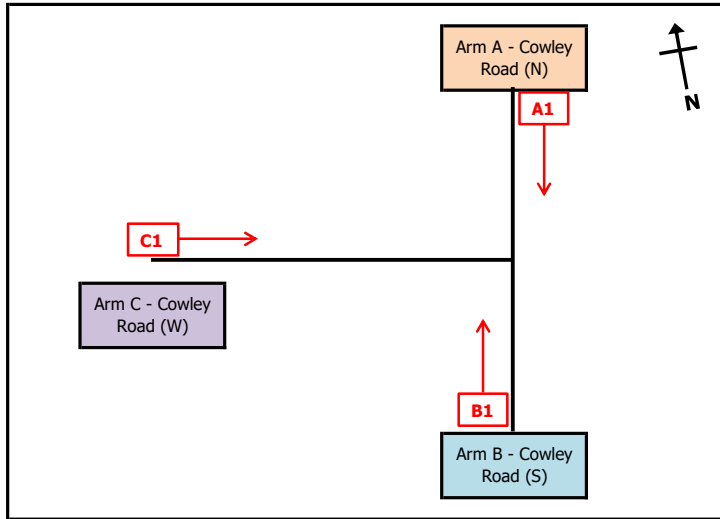
# Intelligent Data Collection Limited



Client: Mott McDonald      Date of Survey: 07.12.2021  
 Project Number: ID06180      Junction Name: Cowley Road  
 Junction Number: Site 13      Junction Type: T-Junction

X Coordinate	Y Coordinate	Google Maps Link
52.232433	0.151923	<a href="#">Click Here</a>
AM Peak Conditions	PM Peak Conditions	
Clear	Showers	

## Junction Layout

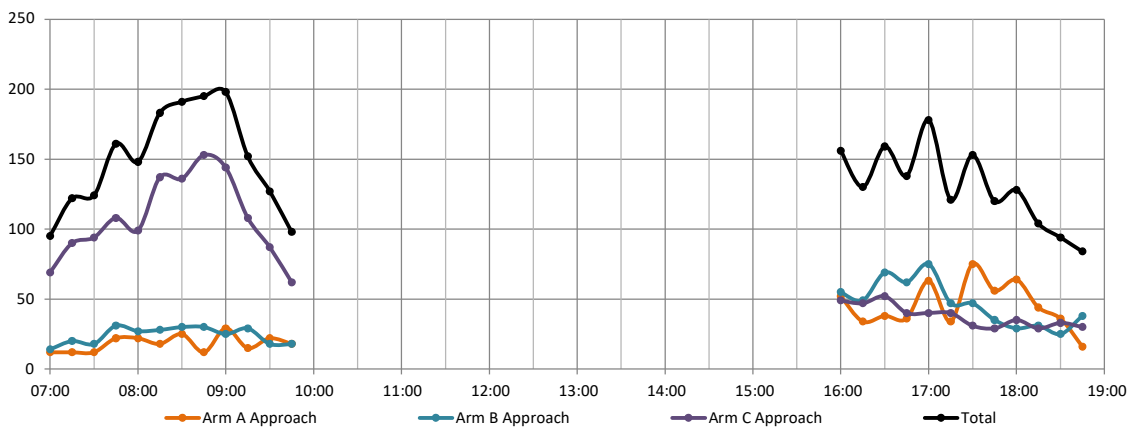


## Aerial Mapping and On-site Camera View



## Junction Flow Profile

Arm Approach Flows (All Vehicles)



Additional Notes (Factors which may impact on survey results such as accidents, roadworks, special events):



# Intelligent Data Collection Limited



**Client:** Mott McDonald      **Date of Survey:** 07.12.2021  
**Project Number:** ID06180      **Junction Name:** Cowley Road  
**Junction Number:** Site 13      **Junction Type:** T-Junction

Time	Arm A Approach								Arm A Exit									
	Cars	LGV	OGV1	OGV2	Buses	M/C	Cycle	Total	Cars	LGV	OGV1	OGV2	Buses	M/C	Cycle	Total		
07:00	3	3	3	2	0	0	1	12	12	3	1	2	0	0	0	18		
07:15	3	0	2	4	0	0	3	12	10	3	4	2	0	0	0	19		
07:30	2	0	3	1	0	0	6	12	18	4	4	4	0	0	0	30		
07:45	8	1	5	4	0	0	4	22	32	2	4	5	0	0	2	45		
08:00	6	3	4	4	0	0	5	22	39	5	3	3	0	0	2	52		
08:15	3	1	5	1	0	0	8	18	54	5	2	2	0	0	5	68		
08:30	8	2	3	2	0	0	10	25	65	4	3	1	0	0	7	80		
08:45	1	1	0	2	0	0	8	12	70	1	4	1	0	0	13	89		
09:00	10	2	3	2	0	0	12	29	75	7	2	3	0	0	6	93		
09:15	7	1	2	0	0	0	5	15	46	6	6	6	0	1	5	70		
09:30	2	6	9	4	0	0	1	22	29	8	5	3	0	0	2	47		
09:45	7	3	7	1	0	0	0	18	16	2	3	4	0	1	0	26		
16:00	38	5	3	2	0	0	4	52	2	3	2	3	0	0	0	10		
16:15	23	6	3	1	0	0	1	34	4	2	1	3	0	0	0	10		
16:30	32	3	0	0	0	0	3	38	5	1	2	2	0	0	0	10		
16:45	31	1	1	0	0	0	3	36	11	1	1	2	0	0	0	15		
17:00	55	5	0	0	0	1	2	63	8	1	0	4	0	0	3	16		
17:15	27	0	0	2	0	0	5	34	3	0	2	3	0	0	0	8		
17:30	64	2	1	0	0	0	8	75	8	2	0	2	0	0	3	15		
17:45	41	4	0	0	0	0	11	56	5	1	0	5	0	0	2	13		
18:00	54	2	0	1	0	0	7	64	6	1	0	1	0	0	3	11		
18:15	37	1	0	1	0	2	3	44	7	0	0	1	0	0	1	9		
18:30	29	0	0	1	0	0	6	36	2	0	0	1	0	0	1	4		
18:45	11	0	0	1	0	0	4	16	6	1	0	0	0	0	0	7		
Start Time	Rolling Hour								Total	Rolling Hour								Total
07:00	16	4	13	11	0	0	14	58	72	12	13	13	0	0	2	112		
07:15	19	4	14	13	0	0	18	68	99	14	15	14	0	0	4	146		
07:30	19	5	17	10	0	0	23	74	143	16	13	14	0	0	9	195		
07:45	25	7	17	11	0	0	27	87	190	16	12	11	0	0	16	245		
08:00	18	7	12	9	0	0	31	77	228	15	12	7	0	0	27	289		
08:15	22	6	11	7	0	0	38	84	264	17	11	7	0	0	31	330		
08:30	26	6	8	6	0	0	35	81	256	18	15	11	0	1	31	332		
08:45	20	10	14	8	0	0	26	78	220	22	17	13	0	1	26	299		
09:00	26	12	21	7	0	0	18	84	166	23	16	16	0	2	13	236		
16:00	124	15	7	3	0	0	11	160	22	7	6	10	0	0	0	45		
16:15	141	15	4	1	0	1	9	171	28	5	4	11	0	0	3	51		
16:30	145	9	1	2	0	1	13	171	27	3	5	11	0	0	3	49		
16:45	177	8	2	2	0	1	18	208	30	4	3	11	0	0	6	54		
17:00	187	11	1	2	0	1	26	228	24	4	2	14	0	0	8	52		
17:15	186	8	1	3	0	0	31	229	22	4	2	11	0	0	8	47		
17:30	196	9	1	2	0	2	29	239	26	4	0	9	0	0	9	48		
17:45	161	7	0	3	0	2	27	200	20	2	0	8	0	0	7	37		
18:00	131	3	0	4	0	2	20	160	21	2	0	3	0	0	5	31		

# Intelligent Data Collection Limited



Client: Mott McDonald Date of Survey: 07.12.2021  
 Project Number: ID06180 Junction Name: Cowley Road  
 Junction Number: Site 13 Junction Type: T-Junction

Time	Arm B Approach								Arm B Exit									
	Cars	LGV	OGV1	OGV2	Buses	M/C	Cycle	Total	Cars	LGV	OGV1	OGV2	Buses	M/C	Cycle	Total		
07:00	5	4	1	1	3	0	0	14	31	15	1	5	0	0	1	53		
07:15	8	7	2	2	1	0	0	20	46	20	1	1	2	2	3	75		
07:30	10	4	0	4	0	0	0	18	44	16	2	2	2	1	6	73		
07:45	14	9	2	2	2	0	2	31	50	11	1	4	1	0	4	71		
08:00	11	10	2	2	0	0	2	27	37	12	1	2	1	0	5	58		
08:15	10	6	2	6	0	0	4	28	57	10	3	3	1	0	8	82		
08:30	12	6	3	2	0	0	7	30	53	9	0	2	1	0	10	75		
08:45	12	3	1	3	0	0	11	30	60	10	3	2	2	0	8	85		
09:00	9	5	2	3	0	0	6	25	47	8	2	1	2	0	12	72		
09:15	7	9	4	3	0	1	5	29	28	6	3	3	4	1	5	50		
09:30	6	6	0	4	0	0	2	18	22	19	0	2	1	1	1	46		
09:45	11	6	0	1	0	0	0	18	25	11	1	2	2	0	0	41		
16:00	45	9	0	0	0	1	0	55	30	9	2	1	0	0	4	46		
16:15	36	10	1	2	0	0	0	49	28	7	0	0	4	0	1	40		
16:30	58	8	1	0	2	0	0	69	36	7	0	0	1	0	3	47		
16:45	53	9	0	0	0	0	0	62	22	6	0	0	0	1	2	31		
17:00	65	7	0	0	0	0	3	75	26	4	0	1	1	2	2	36		
17:15	44	3	0	0	0	0	0	47	26	4	0	0	2	0	5	37		
17:30	38	7	0	0	0	0	2	47	18	2	0	1	0	0	8	29		
17:45	29	3	0	0	1	0	2	35	13	1	1	0	3	0	11	29		
18:00	25	2	0	0	0	0	2	29	28	3	0	0	1	0	7	39		
18:15	29	1	0	0	0	0	1	31	14	2	1	0	4	0	3	24		
18:30	23	0	0	0	0	1	1	25	28	1	0	0	5	1	6	41		
18:45	35	3	0	0	0	0	0	38	15	2	0	0	8	0	4	29		
Start Time	Rolling Hour								Total	Rolling Hour								Total
07:00	37	24	5	9	6	0	2	83	171	62	5	12	5	3	14	272		
07:15	43	30	6	10	3	0	4	96	177	59	5	9	6	3	18	277		
07:30	45	29	6	14	2	0	8	104	188	49	7	11	5	1	23	284		
07:45	47	31	9	12	2	0	15	116	197	42	5	11	4	0	27	286		
08:00	45	25	8	13	0	0	24	115	207	41	7	9	5	0	31	300		
08:15	43	20	8	14	0	0	28	113	217	37	8	8	6	0	38	314		
08:30	40	23	10	11	0	1	29	114	188	33	8	8	9	1	35	282		
08:45	34	23	7	13	0	1	24	102	157	43	8	8	9	2	26	253		
09:00	33	26	6	11	0	1	13	90	122	44	6	8	9	2	18	209		
16:00	192	36	2	2	2	1	0	235	116	29	2	1	5	1	10	164		
16:15	212	34	2	2	2	0	3	255	112	24	0	1	6	3	8	154		
16:30	220	27	1	0	2	0	3	253	110	21	0	1	4	3	12	151		
16:45	200	26	0	0	0	0	5	231	92	16	0	2	3	3	17	133		
17:00	176	20	0	0	1	0	7	204	83	11	1	2	6	2	26	131		
17:15	136	15	0	0	1	0	6	158	85	10	1	1	6	0	31	134		
17:30	121	13	0	0	1	0	7	142	73	8	2	1	8	0	29	121		
17:45	106	6	0	0	1	1	6	120	83	7	2	0	13	1	27	133		
18:00	112	6	0	0	0	1	4	123	85	8	1	0	18	1	20	133		

# Intelligent Data Collection Limited



**Client:** Mott McDonald  
**Project Number:** ID06180  
**Junction Number:** Site 13  
**Date of Survey:** 07.12.2021  
**Junction Name:** Cowley Road  
**Junction Type:** T-Junction

Time	Arm C Approach								Arm C Exit									
	Cars	LGV	OGV1	OGV2	Buses	M/C	Cycle	Total	Cars	LGV	OGV1	OGV2	Buses	M/C	Cycle	Total		
07:00	43	18	2	6	0	0	0	69	8	7	4	2	3	0	0	24		
07:15	56	23	5	2	2	2	0	90	11	7	4	5	1	0	0	28		
07:30	61	20	5	5	2	1	0	94	11	4	2	4	0	0	0	21		
07:45	81	13	5	8	1	0	0	108	21	10	7	5	2	0	0	45		
08:00	74	17	4	3	1	0	0	99	15	13	6	4	0	0	0	38		
08:15	111	15	5	4	1	0	1	137	13	7	7	6	0	0	0	33		
08:30	118	12	3	2	1	0	0	136	20	7	6	3	0	0	0	36		
08:45	129	11	7	2	2	0	2	153	12	4	1	4	0	0	0	21		
09:00	120	15	4	3	2	0	0	144	17	7	5	4	0	0	0	33		
09:15	74	11	9	8	4	2	0	108	14	9	6	2	0	1	0	32		
09:30	51	26	5	3	1	1	0	87	8	11	9	6	0	0	0	34		
09:45	38	12	4	5	2	1	0	62	15	8	7	1	0	0	0	31		
16:00	31	11	4	3	0	0	0	49	82	13	3	1	0	1	0	100		
16:15	31	9	1	2	4	0	0	47	58	16	4	2	0	0	0	80		
16:30	39	8	2	2	1	0	0	52	88	11	1	0	2	0	0	102		
16:45	29	7	1	2	0	1	0	40	80	10	1	0	0	0	1	92		
17:00	30	2	0	5	1	2	0	40	116	9	0	0	0	1	0	126		
17:15	29	4	2	3	2	0	0	40	71	3	0	2	0	0	0	76		
17:30	23	4	0	3	0	0	1	31	99	9	1	0	0	0	0	109		
17:45	18	2	1	5	3	0	0	29	70	7	0	0	1	0	0	78		
18:00	28	4	0	1	1	0	1	35	73	4	0	1	0	0	0	78		
18:15	21	2	1	1	4	0	0	29	66	2	0	1	0	2	0	71		
18:30	25	1	0	1	5	1	0	33	47	0	0	1	0	1	0	49		
18:45	19	3	0	0	8	0	0	30	44	3	0	1	0	0	0	48		
Start Time	Rolling Hour								Total	Rolling Hour								Total
07:00	241	74	17	21	5	3	0	361	51	28	17	16	6	0	0	118		
07:15	272	73	19	18	6	3	0	391	58	34	19	18	3	0	0	132		
07:30	327	65	19	20	5	1	1	438	60	34	22	19	2	0	0	137		
07:45	384	57	17	17	4	0	1	480	69	37	26	18	2	0	0	152		
08:00	432	55	19	11	5	0	3	525	60	31	20	17	0	0	0	128		
08:15	478	53	19	11	6	0	3	570	62	25	19	17	0	0	0	123		
08:30	441	49	23	15	9	2	2	541	63	27	18	13	0	1	0	122		
08:45	374	63	25	16	9	3	2	492	51	31	21	16	0	1	0	120		
09:00	283	64	22	19	9	4	0	401	54	35	27	13	0	1	0	130		
16:00	130	35	8	9	5	1	0	188	308	50	9	3	2	1	1	374		
16:15	129	26	4	11	6	3	0	179	342	46	6	2	2	1	1	400		
16:30	127	21	5	12	4	3	0	172	355	33	2	2	2	1	1	396		
16:45	111	17	3	13	3	3	1	151	366	31	2	2	0	1	1	403		
17:00	100	12	3	16	6	2	1	140	356	28	1	2	1	1	0	389		
17:15	98	14	3	12	6	0	2	135	313	23	1	3	1	0	0	341		
17:30	90	12	2	10	8	0	2	124	308	22	1	2	1	2	0	336		
17:45	92	9	2	8	13	1	1	126	256	13	0	3	1	3	0	276		
18:00	93	10	1	3	18	1	1	127	230	9	0	4	0	3	0	246		

# Intelligent Data Collection Limited



**Client:** Mott McDonald      **Date of Survey:** 07.12.2021  
**Project Number:** ID06180      **Junction Name:** Cowley Road  
**Junction Number:** Site 13      **Junction Type:** T-Junction

Total Junction Flow								
Time	Cars	LGV	OGV1	OGV2	Buses	M/C	Cycle	Total
07:00	51	25	6	9	3	0	1	95
07:15	67	30	9	8	3	2	3	122
07:30	73	24	8	10	2	1	6	124
07:45	103	23	12	14	3	0	6	161
08:00	91	30	10	9	1	0	7	148
08:15	124	22	12	11	1	0	13	183
08:30	138	20	9	6	1	0	17	191
08:45	142	15	8	7	2	0	21	195
09:00	139	22	9	8	2	0	18	198
09:15	88	21	15	11	4	3	10	152
09:30	59	38	14	11	1	1	3	127
09:45	56	21	11	7	2	1	0	98
16:00	114	25	7	5	0	1	4	156
16:15	90	25	5	5	4	0	1	130
16:30	129	19	3	2	3	0	3	159
16:45	113	17	2	2	0	1	3	138
17:00	150	14	0	5	1	3	5	178
17:15	100	7	2	5	2	0	5	121
17:30	125	13	1	3	0	0	11	153
17:45	88	9	1	5	4	0	13	120
18:00	107	8	0	2	1	0	10	128
18:15	87	4	1	2	4	2	4	104
18:30	77	1	0	2	5	2	7	94
18:45	65	6	0	1	8	0	4	84
Start Time	Rolling Hour							Total
07:00	294	102	35	41	11	3	16	502
07:15	334	107	39	41	9	3	22	555
07:30	391	99	42	44	7	1	32	616
07:45	456	95	43	40	6	0	43	683
08:00	495	87	39	33	5	0	58	717
08:15	543	79	38	32	6	0	69	767
08:30	507	78	41	32	9	3	66	736
08:45	428	96	46	37	9	4	52	672
09:00	342	102	49	37	9	5	31	575
16:00	446	86	17	14	7	2	11	583
16:15	482	75	10	14	8	4	12	605
16:30	492	57	7	14	6	4	16	596
16:45	488	51	5	15	3	4	24	590
17:00	463	43	4	18	7	3	34	572
17:15	420	37	4	15	7	0	39	522
17:30	407	34	3	12	9	2	38	505
17:45	359	22	2	11	14	4	34	446
18:00	336	19	1	7	18	4	25	410

# Intelligent Data Collection Limited

Client: Mott McDonald  
 Project Number: ID06180  
 Junction Number: Site 13

Date of Survey: 07.12.2021  
 Junction Name: Cowley Road  
 Junction Type: T-Junction

Arm A: Cowley Road (N)  
 Arm B: Cowley Road (S)

Arm C: Cowley Road (W)



Time	A1 to A								A1 to C								A1 to B								
	Cars	LGV	OGV1	OGV2	Buses	M/C	Cycle	Total	Cars	LGV	OGV1	OGV2	Buses	M/C	Cycle	Total	Cars	LGV	OGV1	OGV2	Buses	M/C	Cycle	Total	
07:00	0	0	0	0	0	0	0	0	3	3	3	2	0	0	0	11	0	0	0	0	0	0	0	1	1
07:15	0	0	0	0	0	0	0	0	3	0	2	3	0	0	0	8	0	0	0	1	0	0	0	3	4
07:30	0	0	0	0	0	0	0	0	2	0	2	1	0	0	0	5	0	0	1	0	0	0	6	7	
07:45	0	0	0	0	0	0	0	0	8	1	5	3	0	0	0	17	0	0	0	1	0	0	4	5	
08:00	0	0	0	0	0	0	0	0	5	3	4	3	0	0	0	15	1	0	0	1	0	0	5	7	
08:15	0	0	0	0	0	0	0	0	3	1	5	1	0	0	0	10	0	0	0	0	0	0	8	8	
08:30	0	0	0	0	0	0	0	0	8	2	3	1	0	0	0	14	0	0	0	1	0	0	10	11	
08:45	0	0	0	0	0	0	0	0	1	1	0	2	0	0	0	4	0	0	0	0	0	0	8	8	
09:00	0	0	0	0	0	0	0	0	9	2	3	1	0	0	0	15	1	0	0	1	0	0	12	14	
09:15	0	0	0	0	0	0	0	0	7	1	2	0	0	0	0	10	0	0	0	0	0	0	5	5	
09:30	0	0	0	0	0	0	0	0	2	6	9	3	0	0	0	20	0	0	0	1	0	0	1	2	
09:45	0	0	0	0	0	0	0	0	5	2	7	0	0	0	0	14	2	1	0	1	0	0	0	4	
16:00	0	0	0	0	0	0	0	0	37	4	3	1	0	0	0	45	1	1	0	1	0	0	4	7	
16:15	0	0	0	0	0	0	0	0	23	6	3	1	0	0	0	33	0	0	0	0	0	0	1	1	
16:30	0	0	0	0	0	0	0	0	30	3	0	0	0	0	0	33	2	0	0	0	0	0	3	5	
16:45	0	0	0	0	0	0	0	0	27	1	1	0	0	0	1	30	4	0	0	0	0	0	2	6	
17:00	0	0	0	0	0	0	0	0	51	3	0	0	0	1	0	55	4	2	0	0	0	0	2	8	
17:15	0	0	0	0	0	0	0	0	27	0	0	2	0	0	0	29	0	0	0	0	0	0	5	5	
17:30	0	0	0	0	0	0	0	0	61	2	1	0	0	0	0	64	3	0	0	0	0	0	8	11	
17:45	0	0	0	0	0	0	0	0	41	4	0	0	0	0	0	45	0	0	0	0	0	0	11	11	
18:00	0	0	0	0	0	0	0	0	49	2	0	1	0	0	0	52	5	0	0	0	0	0	7	12	
18:15	0	0	0	0	0	0	0	0	37	1	0	1	0	2	0	41	0	0	0	0	0	0	3	3	
18:30	0	0	0	0	0	0	0	0	24	0	0	1	0	0	0	25	5	0	0	0	0	0	6	11	
18:45	0	0	0	0	0	0	0	0	9	0	0	1	0	0	0	10	2	0	0	0	0	0	4	6	
Start Time	Rolling Hour								Rolling Hour								Rolling Hour								
	Cars	LGV	OGV1	OGV2	Buses	M/C	Cycle	Total	Cars	LGV	OGV1	OGV2	Buses	M/C	Cycle	Total	Cars	LGV	OGV1	OGV2	Buses	M/C	Cycle	Total	
07:00	0	0	0	0	0	0	0	0	16	4	12	9	0	0	0	41	0	0	1	2	0	0	14	17	
07:15	0	0	0	0	0	0	0	0	18	4	13	10	0	0	0	45	1	0	1	3	0	0	18	23	
07:30	0	0	0	0	0	0	0	0	18	5	16	8	0	0	0	47	1	0	1	2	0	0	23	27	
07:45	0	0	0	0	0	0	0	0	24	7	17	8	0	0	0	56	1	0	0	3	0	0	27	31	
08:00	0	0	0	0	0	0	0	0	17	7	12	7	0	0	0	43	1	0	0	2	0	0	31	34	
08:15	0	0	0	0	0	0	0	0	21	6	11	5	0	0	0	43	1	0	0	2	0	0	38	41	
08:30	0	0	0	0	0	0	0	0	25	6	8	4	0	0	0	43	1	0	0	2	0	0	35	38	
08:45	0	0	0	0	0	0	0	0	19	10	14	6	0	0	0	49	1	0	0	2	0	0	26	29	
09:00	0	0	0	0	0	0	0	0	23	11	21	4	0	0	0	59	3	1	0	3	0	0	18	25	
16:00	0	0	0	0	0	0	0	0	117	14	7	2	0	0	1	141	7	1	0	1	0	0	10	19	
16:15	0	0	0	0	0	0	0	0	131	13	4	1	0	1	1	151	10	2	0	0	0	0	8	20	
16:30	0	0	0	0	0	0	0	0	135	7	1	2	0	1	1	147	10	2	0	0	0	0	12	24	
16:45	0	0	0	0	0	0	0	0	166	6	2	2	0	1	1	178	11	2	0	0	0	0	17	30	
17:00	0	0	0	0	0	0	0	0	180	9	1	2	0	1	0	193	7	2	0	0	0	0	26	35	
17:15	0	0	0	0	0	0	0	0	178	8	1	3	0	0	0	190	8	0	0	0	0	0	31	39	
17:30	0	0	0	0	0	0	0	0	188	9	1	2	0	2	0	202	8	0	0	0	0	0	29	37	
17:45	0	0	0	0	0	0	0	0	151	7	0	3	0	2	0	163	10	0	0	0	0	0	27	37	
18:00	0	0	0	0	0	0	0	0	119	3	0	4	0	2	0	128	12	0	0	0	0	0	20	32	

# Intelligent Data Collection Limited



Client: Mott McDonald  
 Project Number: ID06180  
 Junction Number: Site 13

Date of Survey: 07.12.2021  
 Junction Name: Cowley Road  
 Junction Type: T-Junction

Arm A: Cowley Road (N)  
 Arm B: Cowley Road (S)

Arm C: Cowley Road (W)

Time	B1 to B								B1 to A								B1 to C								
	Cars	LGV	OGV1	OGV2	Buses	M/C	Cycle	Total	Cars	LGV	OGV1	OGV2	Buses	M/C	Cycle	Total	Cars	LGV	OGV1	OGV2	Buses	M/C	Cycle	Total	
07:00	0	0	0	0	0	0	0	0	0	0	0	1	0	0	0	1	5	4	1	0	3	0	0	13	
07:15	0	0	0	0	0	0	0	0	0	0	0	0	0	0	0	0	8	7	2	2	1	0	0	20	
07:30	0	0	0	0	0	0	0	0	1	0	0	1	0	0	0	2	9	4	0	3	0	0	0	16	
07:45	0	0	0	0	0	0	0	0	1	0	0	0	0	0	2	3	13	9	2	2	2	0	0	28	
08:00	0	0	0	0	0	0	0	0	1	0	0	1	0	0	2	4	10	10	2	1	0	0	0	23	
08:15	0	0	0	0	0	0	0	0	0	0	0	1	0	0	4	5	10	6	2	5	0	0	0	23	
08:30	0	0	0	0	0	0	0	0	1	0	0	0	0	0	7	8	12	5	3	2	0	0	0	22	
08:45	0	0	0	0	0	0	0	0	1	0	0	1	0	0	11	13	11	3	1	2	0	0	0	17	
09:00	0	0	0	0	0	0	0	0	1	0	0	0	0	0	6	7	8	5	2	3	0	0	0	18	
09:15	0	0	0	0	0	0	0	0	1	0	0	1	0	0	5	7	7	8	4	2	0	1	0	22	
09:30	0	0	0	0	0	0	0	0	1	0	0	1	0	0	2	4	6	5	0	3	0	0	0	14	
09:45	0	0	0	0	0	0	0	0	1	0	0	0	0	0	0	1	10	6	0	1	0	0	0	17	
16:00	0	0	0	0	0	0	0	0	0	0	0	0	0	0	0	0	45	9	0	0	0	1	0	55	
16:15	0	0	0	0	0	0	0	0	1	0	0	1	0	0	0	2	35	10	1	1	0	0	0	47	
16:30	0	0	0	0	0	0	0	0	0	0	0	0	0	0	0	0	58	8	1	0	2	0	0	69	
16:45	0	0	0	0	0	0	0	0	0	0	0	0	0	0	0	0	53	9	0	0	0	0	0	62	
17:00	0	0	0	0	0	0	0	0	1	0	0	0	0	0	3	4	65	6	0	0	0	0	0	71	
17:15	0	0	0	0	0	0	0	0	0	0	0	0	0	0	0	0	44	3	0	0	0	0	0	47	
17:30	0	0	0	0	0	0	0	0	0	0	0	0	0	0	2	2	38	7	0	0	0	0	0	45	
17:45	0	0	0	0	0	0	0	0	0	0	0	0	0	0	2	2	29	3	0	0	1	0	0	33	
18:00	0	0	0	0	0	0	0	0	1	0	0	0	0	0	2	3	24	2	0	0	0	0	0	26	
18:15	0	0	0	0	0	0	0	0	0	0	0	0	0	0	1	1	29	1	0	0	0	0	0	30	
18:30	0	0	0	0	0	0	0	0	0	0	0	0	0	0	1	1	23	0	0	0	0	1	0	24	
18:45	0	0	0	0	0	0	0	0	0	0	0	0	0	0	0	0	35	3	0	0	0	0	0	38	
<b>Start Time</b>	<b>Rolling Hour</b>							<b>Total</b>	<b>Rolling Hour</b>							<b>Total</b>	<b>Rolling Hour</b>							<b>Total</b>	
07:00	0	0	0	0	0	0	0	0	2	0	0	0	2	0	0	2	6	35	24	5	7	6	0	0	77
07:15	0	0	0	0	0	0	0	0	3	0	0	2	0	0	4	9	40	30	6	8	3	0	0	87	
07:30	0	0	0	0	0	0	0	0	3	0	0	3	0	0	8	14	42	29	6	11	2	0	0	90	
07:45	0	0	0	0	0	0	0	0	2	1	0	2	0	0	15	20	45	30	9	10	2	0	0	96	
08:00	0	0	0	0	0	0	0	0	2	1	0	3	0	0	24	30	43	24	8	10	0	0	0	85	
08:15	0	0	0	0	0	0	0	0	2	1	0	2	0	0	28	33	41	19	8	12	0	0	0	80	
08:30	0	0	0	0	0	0	0	0	2	2	0	2	0	0	29	35	38	21	10	9	0	1	0	79	
08:45	0	0	0	0	0	0	0	0	2	2	0	3	0	0	24	31	32	21	7	10	0	1	0	71	
09:00	0	0	0	0	0	0	0	0	2	2	0	2	0	0	13	19	31	24	6	9	0	1	0	71	
16:00	0	0	0	0	0	0	0	0	1	0	0	1	0	0	0	2	191	36	2	1	2	1	0	233	
16:15	0	0	0	0	0	0	0	0	1	1	0	1	0	0	3	6	211	33	2	1	2	0	0	249	
16:30	0	0	0	0	0	0	0	0	0	1	0	0	0	0	3	4	220	26	1	0	2	0	0	249	
16:45	0	0	0	0	0	0	0	0	0	1	0	0	0	0	5	6	200	25	0	0	0	0	0	225	
17:00	0	0	0	0	0	0	0	0	0	1	0	0	0	0	7	8	176	19	0	0	1	0	0	196	
17:15	0	0	0	0	0	0	0	0	1	0	0	0	0	0	6	7	135	15	0	0	1	0	0	151	
17:30	0	0	0	0	0	0	0	0	1	0	0	0	0	0	7	8	120	13	0	0	1	0	0	134	
17:45	0	0	0	0	0	0	0	0	1	0	0	0	0	0	6	7	105	6	0	0	1	1	0	113	
18:00	0	0	0	0	0	0	0	0	1	0	0	0	0	0	4	5	111	6	0	0	0	1	0	118	

# Intelligent Data Collection Limited



Client: Mott McDonald  
 Project Number: ID06180  
 Junction Number: Site 13  
 Date of Survey: 07.12.2021  
 Junction Name: Cowley Road  
 Junction Type: T-Junction

Arm A: Cowley Road (N)  
 Arm B: Cowley Road (S)  
 Arm C: Cowley Road (W)

Time	C1 to C								C1 to B								C1 to A							
	Cars	LGV	OGV1	OGV2	Buses	M/C	Cycle	Total	Cars	LGV	OGV1	OGV2	Buses	M/C	Cycle	Total	Cars	LGV	OGV1	OGV2	Buses	M/C	Cycle	Total
07:00	0							0	31	15	1	5	0	0	0	52	12	3	1	1	0	0	0	17
07:15	0							0	46	20	1	0	2	2	0	71	10	3	4	2	0	0	0	19
07:30	0							0	44	16	1	2	2	1	0	66	17	4	4	3	0	0	0	28
07:45	0							0	50	11	1	3	1	0	0	66	31	2	4	5	0	0	0	42
08:00	0							0	36	12	1	1	1	0	0	51	38	5	3	2	0	0	0	48
08:15	0							0	57	10	3	3	1	0	0	74	54	5	2	1	0	0	1	63
08:30	0							0	53	9	0	1	1	0	0	64	65	3	3	1	0	0	0	72
08:45	0							0	60	10	3	2	2	0	0	77	69	1	4	0	0	0	2	76
09:00	0							0	46	8	2	0	2	0	0	58	74	7	2	3	0	0	0	86
09:15	0							0	28	6	3	3	4	1	0	45	46	5	6	5	0	1	0	63
09:30	0							0	22	19	0	1	1	1	0	44	29	7	5	2	0	0	0	43
09:45	0							0	23	10	1	1	2	0	0	37	15	2	3	4	0	1	0	25
16:00	0							0	29	8	2	0	0	0	0	39	2	3	2	3	0	0	0	10
16:15	0							0	28	7	0	0	4	0	0	39	3	2	1	2	0	0	0	8
16:30	0							0	34	7	0	0	1	0	0	42	5	1	2	2	0	0	0	10
16:45	0							0	18	6	0	0	0	1	0	25	11	1	1	2	0	0	0	15
17:00	0							0	22	2	0	1	1	2	0	28	8	0	0	4	0	0	0	12
17:15	0							0	26	4	0	0	2	0	0	32	3	0	2	3	0	0	0	8
17:30	0							0	15	2	0	1	0	0	0	18	8	2	0	2	0	0	1	13
17:45	0							0	13	1	1	0	3	0	0	18	5	1	0	5	0	0	0	11
18:00	0							0	23	3	0	0	1	0	0	27	5	1	0	1	0	0	1	8
18:15	0							0	14	2	1	0	4	0	0	21	7	0	0	1	0	0	0	8
18:30	0							0	23	1	0	0	5	1	0	30	2	0	0	1	0	0	0	3
18:45	0							0	13	2	0	0	8	0	0	23	6	1	0	0	0	0	0	7
Start Time	Rolling Hour								Rolling Hour								Rolling Hour							
	Cars	LGV	OGV1	OGV2	Buses	M/C	Cycle	Total	Cars	LGV	OGV1	OGV2	Buses	M/C	Cycle	Total	Cars	LGV	OGV1	OGV2	Buses	M/C	Cycle	Total
07:00	0	0	0	0	0	0	0	0	171	62	4	10	5	3	0	255	70	12	13	11	0	0	0	106
07:15	0	0	0	0	0	0	0	0	176	59	4	6	6	3	0	254	96	14	15	12	0	0	0	137
07:30	0	0	0	0	0	0	0	0	187	49	6	9	5	1	0	257	140	16	13	11	0	0	1	181
07:45	0	0	0	0	0	0	0	0	196	42	5	8	4	0	0	255	188	15	12	9	0	0	1	225
08:00	0	0	0	0	0	0	0	0	206	41	7	7	5	0	0	266	226	14	12	4	0	0	3	259
08:15	0	0	0	0	0	0	0	0	216	37	8	6	6	0	0	273	262	16	11	5	0	0	3	297
08:30	0	0	0	0	0	0	0	0	187	33	8	6	9	1	0	244	254	16	15	9	0	1	2	297
08:45	0	0	0	0	0	0	0	0	156	43	8	6	9	2	0	224	218	20	17	10	0	1	2	268
09:00	0	0	0	0	0	0	0	0	119	43	6	5	9	2	0	184	164	21	16	14	0	2	0	217
16:00	0	0	0	0	0	0	0	0	109	28	2	0	5	1	0	145	21	7	6	9	0	0	0	43
16:15	0	0	0	0	0	0	0	0	102	22	0	1	6	3	0	134	27	4	4	10	0	0	0	45
16:30	0	0	0	0	0	0	0	0	100	19	0	1	4	3	0	127	27	2	5	11	0	0	0	45
16:45	0	0	0	0	0	0	0	0	81	14	0	2	3	3	0	103	30	3	3	11	0	0	1	48
17:00	0	0	0	0	0	0	0	0	76	9	1	2	6	2	0	96	24	3	2	14	0	0	1	44
17:15	0	0	0	0	0	0	0	0	77	10	1	1	6	0	0	95	21	4	2	11	0	0	2	40
17:30	0	0	0	0	0	0	0	0	65	8	2	1	8	0	0	84	25	4	0	9	0	0	2	40
17:45	0	0	0	0	0	0	0	0	73	7	2	0	13	1	0	96	19	2	0	8	0	0	1	30
18:00	0	0	0	0	0	0	0	0	73	8	1	0	18	1	0	101	20	2	0	3	0	0	1	26

# Intelligent Data Collection Limited



Client: Mott McDonald  
 Project Number: ID06180  
 Junction Number: Site 13

Date of Survey: 07.12.2021  
 Junction Name: Cowley Road  
 Junction Type: T-Junction

Arm A: Cowley Road (N)  
 Arm B: Cowley Road (S)  
 Arm C: Cowley Road (W)

PCU Summary									
Time	A1 to A	A1 to C	A1 to B	B1 to B	B1 to A	B1 to C	C1 to C	C1 to B	C1 to A
07:00	0	15	0	0	2	17	0	59	19
07:15	0	13	3	0	0	25	0	72	24
07:30	0	7	3	0	3	20	0	71	34
07:45	0	23	3	0	1	34	0	71	51
08:00	0	21	4	0	4	25	0	54	52
08:15	0	14	2	0	3	31	0	80	65
08:30	0	17	4	0	2	26	0	66	75
08:45	0	7	2	0	6	20	0	83	76
09:00	0	18	6	0	2	23	0	61	91
09:15	0	11	1	0	4	26	0	54	72
09:30	0	28	3	0	4	18	0	46	48
09:45	0	18	5	0	1	18	0	41	31
16:00	0	48	5	0	0	54	0	40	15
16:15	0	36	0	0	3	49	0	43	11
16:30	0	33	3	0	0	72	0	43	14
16:45	0	30	4	0	0	62	0	24	18
17:00	0	54	6	0	2	71	0	29	17
17:15	0	32	1	0	0	47	0	34	13
17:30	0	65	5	0	0	45	0	19	15
17:45	0	45	2	0	0	34	0	22	18
18:00	0	53	6	0	1	26	0	28	9
18:15	0	41	1	0	0	30	0	26	9
18:30	0	26	6	0	0	23	0	34	4
18:45	0	11	3	0	0	38	0	31	7
Start Time	Rolling Hour								
07:00	0	59	9	0	7	95	0	273	127
07:15	0	65	13	0	8	103	0	268	160
07:30	0	65	12	0	12	109	0	276	201
07:45	0	75	13	0	11	116	0	272	242
08:00	0	58	12	0	15	102	0	284	268
08:15	0	55	13	0	13	100	0	291	307
08:30	0	52	13	0	14	95	0	264	314
08:45	0	64	11	0	16	87	0	244	287
09:00	0	75	15	0	11	85	0	201	242
16:00	0	146	12	0	3	237	0	150	58
16:15	0	153	14	0	5	253	0	140	60
16:30	0	149	14	0	2	252	0	131	62
16:45	0	180	16	0	2	225	0	107	63
17:00	0	196	14	0	2	197	0	104	62
17:15	0	194	14	0	2	152	0	103	54
17:30	0	204	14	0	2	135	0	94	50
17:45	0	166	15	0	2	113	0	109	40
18:00	0	132	16	0	2	117	0	119	29



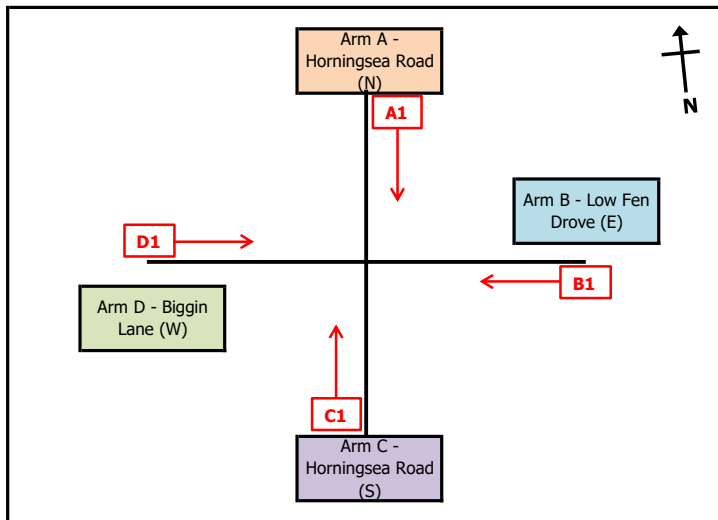
# Intelligent Data Collection Limited



**Client:** Mott McDonald      **Date of Survey:** 07.12.2021  
**Project Number:** ID06180      **Junction Name:** Horningsea Road / Low Fen Drive / Biggin Lane  
**Junction Number:** Site 14      **Junction Type:** Crossroads

X Coordinate	Y Coordinate	Google Maps Link
52.231868	0.181977	<a href="#">Click Here</a>
AM Peak Conditions	PM Peak Conditions	
Clear	Showers	

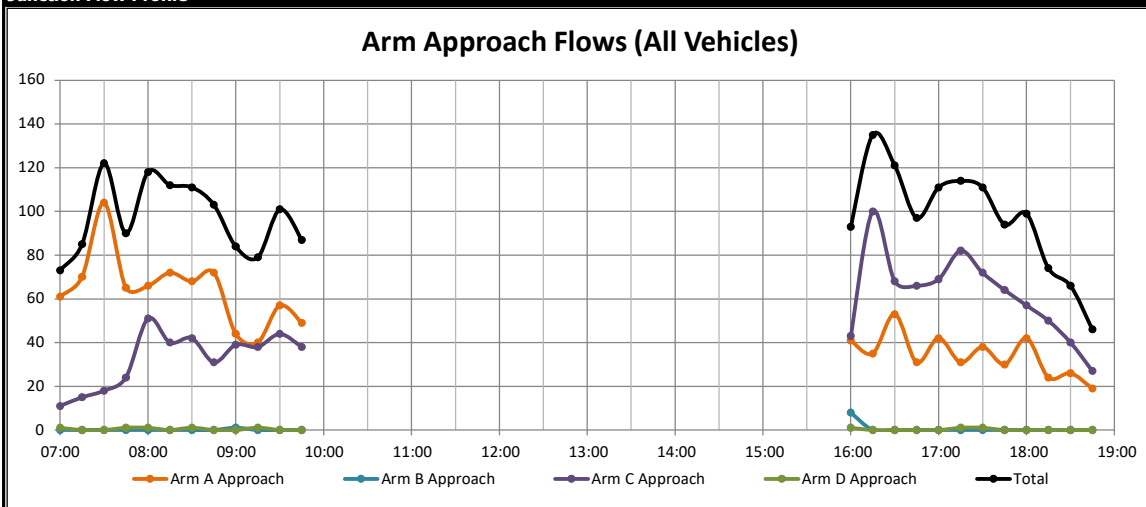
## Junction Layout



## Aerial Mapping and On-site Camera View



## Junction Flow Profile



**Additional Notes (Factors which may impact on survey results such as accidents, roadworks, special events):**

# Intelligent Data Collection Limited



Client: Mott McDonald  
 Project Number: ID06180  
 Junction Number: Site 14

Date of Survey: 07.12.2021  
 Junction Name: Horningsea Road / Low Fen Drive / Biggin Lane  
 Junction Type: Crossroads

Arm A: Horningsea Road (N)  
 Arm B: Low Fen Drive (E)

Arm C: Horningsea Road (S)  
 Arm D: Biggin Lane (W)

Time	A1 to A								A1 to D								A1 to C							
	Cars	LGV	OGV1	OGV2	Buses	M/C	Cycle	Total	Cars	LGV	OGV1	OGV2	Buses	M/C	Cycle	Total	Cars	LGV	OGV1	OGV2	Buses	M/C	Cycle	Total
07:00	0	0	0	0	0	0	0	0	0	0	0	0	0	0	0	0	54	6	0	0	0	1	0	61
07:15	0	0	0	0	0	0	0	0	0	0	0	0	0	0	0	0	56	12	0	0	1	1	0	70
07:30	0	0	0	0	0	0	0	0	0	0	0	0	0	0	0	0	86	16	0	0	1	1	0	104
07:45	0	0	0	0	0	0	0	0	0	0	0	0	0	0	0	0	53	12	0	0	0	0	0	65
08:00	0	0	0	0	0	0	0	0	0	0	0	0	0	0	0	0	55	11	0	0	0	0	0	66
08:15	0	0	0	0	0	0	0	0	0	0	0	0	0	0	0	0	59	12	0	0	0	1	0	72
08:30	0	0	0	0	0	0	0	0	0	0	0	0	0	0	0	0	59	7	2	0	0	0	0	68
08:45	0	0	0	0	0	0	0	0	0	0	0	0	0	0	0	0	63	9	0	0	0	0	0	72
09:00	0	0	0	0	0	0	0	0	0	0	0	0	0	0	0	0	36	8	0	0	0	0	0	44
09:15	0	0	0	0	0	0	0	0	0	0	0	0	0	0	0	0	34	6	0	0	0	0	0	40
09:30	0	0	0	0	0	0	0	0	0	0	0	0	0	0	0	0	52	4	0	0	0	1	0	57
09:45	0	0	0	0	0	0	0	0	0	0	0	0	0	0	0	0	44	3	0	1	1	0	0	49
16:00	0	0	0	0	0	0	0	0	0	0	0	0	0	0	0	0	37	4	0	0	0	0	0	41
16:15	0	0	0	0	0	0	0	0	0	0	0	0	0	0	0	0	28	7	0	0	0	0	0	35
16:30	0	0	0	0	0	0	0	0	0	0	0	0	0	0	0	0	45	7	0	0	0	1	0	53
16:45	0	0	0	0	0	0	0	0	0	0	0	0	0	0	0	0	28	3	0	0	0	0	0	31
17:00	0	0	0	0	0	0	0	0	0	0	0	0	0	0	0	0	40	2	0	0	0	0	0	42
17:15	0	0	0	0	0	0	0	0	0	0	0	0	0	0	0	0	26	4	0	0	0	1	0	31
17:30	0	0	0	0	0	0	0	0	0	0	0	0	0	0	0	0	35	3	0	0	0	0	0	38
17:45	0	0	0	0	0	0	0	0	0	0	0	0	0	0	0	0	25	4	0	0	0	1	0	30
18:00	0	0	0	0	0	0	0	0	0	0	0	0	0	0	0	0	41	0	0	0	0	1	0	42
18:15	0	0	0	0	0	0	0	0	0	0	0	0	0	0	0	0	22	2	0	0	0	0	0	24
18:30	0	0	0	0	0	0	0	0	0	0	0	0	0	0	0	0	25	1	0	0	0	0	0	26
18:45	0	0	0	0	0	0	0	0	0	0	0	0	0	0	0	0	17	2	0	0	0	0	0	19
Start Time	Rolling Hour								Rolling Hour								Rolling Hour							
	Cars	LGV	OGV1	OGV2	Buses	M/C	Cycle	Total	Cars	LGV	OGV1	OGV2	Buses	M/C	Cycle	Total	Cars	LGV	OGV1	OGV2	Buses	M/C	Cycle	Total
07:00	0	0	0	0	0	0	0	0	0	0	0	0	0	0	0	0	249	46	0	0	2	3	0	300
07:15	0	0	0	0	0	0	0	0	0	0	0	0	0	0	0	0	250	51	0	0	2	2	0	305
07:30	0	0	0	0	0	0	0	0	0	0	0	0	0	0	0	0	253	51	0	0	1	2	0	307
07:45	0	0	0	0	0	0	0	0	0	0	0	0	0	0	0	0	226	42	2	0	0	1	0	271
08:00	0	0	0	0	0	0	0	0	0	0	0	0	0	0	0	0	236	39	2	0	0	1	0	278
08:15	0	0	0	0	0	0	0	0	0	0	0	0	0	0	0	0	217	36	2	0	0	1	0	256
08:30	0	0	0	0	0	0	0	0	0	0	0	0	0	0	0	0	192	30	2	0	0	0	0	224
08:45	0	0	0	0	0	0	0	0	0	0	0	0	0	0	0	0	185	27	0	0	0	1	0	213
09:00	0	0	0	0	0	0	0	0	0	0	0	0	0	0	0	0	166	21	0	1	1	1	0	190
16:00	0	0	0	0	0	0	0	0	0	0	0	0	0	0	0	0	138	21	0	0	0	1	0	160
16:15	0	0	0	0	0	0	0	0	0	0	0	0	0	0	0	0	141	19	0	0	0	1	0	161
16:30	0	0	0	0	0	0	0	0	0	0	0	0	0	0	0	0	139	16	0	0	0	2	0	157
16:45	0	0	0	0	0	0	0	0	0	0	0	0	0	0	0	0	129	12	0	0	0	1	0	142
17:00	0	0	0	0	0	0	0	0	0	0	0	0	0	0	0	0	126	13	0	0	0	2	0	141
17:15	0	0	0	0	0	0	0	0	0	0	0	0	0	0	0	0	127	11	0	0	0	3	0	141
17:30	0	0	0	0	0	0	0	0	0	0	0	0	0	0	0	0	123	9	0	0	0	2	0	134
17:45	0	0	0	0	0	0	0	0	0	0	0	0	0	0	0	0	113	7	0	0	0	2	0	122
18:00	0	0	0	0	0	0	0	0	0	0	0	0	0	0	0	0	105	5	0	0	0	1	0	111

# Intelligent Data Collection Limited



Client: Mott McDonald  
 Project Number: ID06180  
 Junction Number: Site 14

Date of Survey: 07.12.2021  
 Junction Name: Horningsea Road / Low Fen Drive / Biggin Lane  
 Junction Type: Crossroads

Arm A: Horningsea Road (N)  
 Arm B: Low Fen Drive (E)

Arm C: Horningsea Road (S)  
 Arm D: Biggin Lane (W)

Time	A1 to B								B1 to B								B1 to A							
	Cars	LGV	OGV1	OGV2	Buses	M/C	Cycle	Total	Cars	LGV	OGV1	OGV2	Buses	M/C	Cycle	Total	Cars	LGV	OGV1	OGV2	Buses	M/C	Cycle	Total
07:00	0	0	0	0	0	0	0	0								0	0	0	0	0	0	0	0	0
07:15	0	0	0	0	0	0	0	0								0	0	0	0	0	0	0	0	0
07:30	0	0	0	0	0	0	0	0								0	0	0	0	0	0	0	0	0
07:45	0	0	0	0	0	0	0	0								0	0	0	0	0	0	0	0	0
08:00	0	0	0	0	0	0	0	0								0	0	0	0	0	0	0	0	0
08:15	0	0	0	0	0	0	0	0								0	0	0	0	0	0	0	0	0
08:30	0	0	0	0	0	0	0	0								0	0	0	0	0	0	0	0	0
08:45	0	0	0	0	0	0	0	0								0	0	0	0	0	0	0	0	0
09:00	0	0	0	0	0	0	0	0								0	0	0	0	0	0	0	0	0
09:15	0	0	0	0	0	0	0	0								0	0	0	0	0	0	0	0	0
09:30	0	0	0	0	0	0	0	0								0	0	0	0	0	0	0	0	0
09:45	0	0	0	0	0	0	0	0								0	0	0	0	0	0	0	0	0
16:00	0	0	0	0	0	0	0	0								0	0	0	0	0	0	0	0	0
16:15	0	0	0	0	0	0	0	0								0	0	0	0	0	0	0	0	0
16:30	0	0	0	0	0	0	0	0								0	0	0	0	0	0	0	0	0
16:45	0	0	0	0	0	0	0	0								0	0	0	0	0	0	0	0	0
17:00	0	0	0	0	0	0	0	0								0	0	0	0	0	0	0	0	0
17:15	0	0	0	0	0	0	0	0								0	0	0	0	0	0	0	0	0
17:30	0	0	0	0	0	0	0	0								0	0	0	0	0	0	0	0	0
17:45	0	0	0	0	0	0	0	0								0	0	0	0	0	0	0	0	0
18:00	0	0	0	0	0	0	0	0								0	0	0	0	0	0	0	0	0
18:15	0	0	0	0	0	0	0	0								0	0	0	0	0	0	0	0	0
18:30	0	0	0	0	0	0	0	0								0	0	0	0	0	0	0	0	0
18:45	0	0	0	0	0	0	0	0								0	0	0	0	0	0	0	0	0
Start Time	Rolling Hour								Rolling Hour								Rolling Hour							
	Cars	LGV	OGV1	OGV2	Buses	M/C	Cycle	Total	Cars	LGV	OGV1	OGV2	Buses	M/C	Cycle	Total	Cars	LGV	OGV1	OGV2	Buses	M/C	Cycle	Total
07:00	0	0	0	0	0	0	0	0								0	0	0	0	0	0	0	0	0
07:15	0	0	0	0	0	0	0	0								0	0	0	0	0	0	0	0	0
07:30	0	0	0	0	0	0	0	0								0	0	0	0	0	0	0	0	0
07:45	0	0	0	0	0	0	0	0								0	0	0	0	0	0	0	0	0
08:00	0	0	0	0	0	0	0	0								0	0	0	0	0	0	0	0	0
08:15	0	0	0	0	0	0	0	0								0	0	0	0	0	0	0	0	0
08:30	0	0	0	0	0	0	0	0								0	0	0	0	0	0	0	0	0
08:45	0	0	0	0	0	0	0	0								0	0	0	0	0	0	0	0	0
09:00	0	0	0	0	0	0	0	0								0	0	0	0	0	0	0	0	0
16:00	0	0	0	0	0	0	0	0								0	0	0	0	0	0	0	0	0
16:15	0	0	0	0	0	0	0	0								0	0	0	0	0	0	0	0	0
16:30	0	0	0	0	0	0	0	0								0	0	0	0	0	0	0	0	0
16:45	0	0	0	0	0	0	0	0								0	0	0	0	0	0	0	0	0
17:00	0	0	0	0	0	0	0	0								0	0	0	0	0	0	0	0	0
17:15	0	0	0	0	0	0	0	0								0	0	0	0	0	0	0	0	0
17:30	0	0	0	0	0	0	0	0								0	0	0	0	0	0	0	0	0
17:45	0	0	0	0	0	0	0	0								0	0	0	0	0	0	0	0	0
18:00	0	0	0	0	0	0	0	0								0	0	0	0	0	0	0	0	0

# Intelligent Data Collection Limited



Client: Mott McDonald  
 Project Number: ID06180  
 Junction Number: Site 14

Date of Survey: 07.12.2021  
 Junction Name: Horningsea Road / Low Fen Drive / Biggin Lane  
 Junction Type: Crossroads

Arm A: Horningsea Road (N)  
 Arm B: Low Fen Drive (E)

Arm C: Horningsea Road (S)  
 Arm D: Biggin Lane (W)

Time	B1 to D								B1 to C								C1 to C							
	Cars	LGV	OGV1	OGV2	Buses	M/C	Cycle	Total	Cars	LGV	OGV1	OGV2	Buses	M/C	Cycle	Total	Cars	LGV	OGV1	OGV2	Buses	M/C	Cycle	Total
07:00	0	0	0	0	0	0	0	0	0	0	0	0	0	0	0	0	0	0	0	0	0	0	0	0
07:15	0	0	0	0	0	0	0	0	0	0	0	0	0	0	0	0	0	0	0	0	0	0	0	0
07:30	0	0	0	0	0	0	0	0	0	0	0	0	0	0	0	0	0	0	0	0	0	0	0	0
07:45	0	0	0	0	0	0	0	0	0	0	0	0	0	0	0	0	0	0	0	0	0	0	0	0
08:00	0	0	0	0	0	0	0	0	0	0	0	0	0	0	0	0	0	0	0	0	0	0	0	0
08:15	0	0	0	0	0	0	0	0	0	0	0	0	0	0	0	0	0	0	0	0	0	0	0	0
08:30	0	0	0	0	0	0	0	0	0	0	0	0	0	0	0	0	0	0	0	0	0	0	0	0
08:45	0	0	0	0	0	0	0	0	0	0	0	0	0	0	0	0	0	0	0	0	0	0	0	0
09:00	0	0	0	0	0	0	0	0	1	0	0	0	0	0	0	0	1	0	0	0	0	0	0	0
09:15	0	0	0	0	0	0	0	0	0	0	0	0	0	0	0	0	0	0	0	0	0	0	0	0
09:30	0	0	0	0	0	0	0	0	0	0	0	0	0	0	0	0	0	0	0	0	0	0	0	0
09:45	0	0	0	0	0	0	0	0	0	0	0	0	0	0	0	0	0	0	0	0	0	0	0	0
16:00	0	0	0	0	0	0	0	0	6	2	0	0	0	0	0	8	0	0	0	0	0	0	0	0
16:15	0	0	0	0	0	0	0	0	0	0	0	0	0	0	0	0	0	0	0	0	0	0	0	0
16:30	0	0	0	0	0	0	0	0	0	0	0	0	0	0	0	0	0	0	0	0	0	0	0	0
16:45	0	0	0	0	0	0	0	0	0	0	0	0	0	0	0	0	0	0	0	0	0	0	0	0
17:00	0	0	0	0	0	0	0	0	0	0	0	0	0	0	0	0	0	0	0	0	0	0	0	0
17:15	0	0	0	0	0	0	0	0	0	0	0	0	0	0	0	0	0	0	0	0	0	0	0	0
17:30	0	0	0	0	0	0	0	0	0	0	0	0	0	0	0	0	0	0	0	0	0	0	0	0
17:45	0	0	0	0	0	0	0	0	0	0	0	0	0	0	0	0	0	0	0	0	0	0	0	0
18:00	0	0	0	0	0	0	0	0	0	0	0	0	0	0	0	0	0	0	0	0	0	0	0	0
18:15	0	0	0	0	0	0	0	0	0	0	0	0	0	0	0	0	0	0	0	0	0	0	0	0
18:30	0	0	0	0	0	0	0	0	0	0	0	0	0	0	0	0	0	0	0	0	0	0	0	0
18:45	0	0	0	0	0	0	0	0	0	0	0	0	0	0	0	0	0	0	0	0	0	0	0	0
Start Time	Rolling Hour								Rolling Hour								Rolling Hour							
	Cars	LGV	OGV1	OGV2	Buses	M/C	Cycle	Total	Cars	LGV	OGV1	OGV2	Buses	M/C	Cycle	Total	Cars	LGV	OGV1	OGV2	Buses	M/C	Cycle	Total
07:00	0	0	0	0	0	0	0	0	0	0	0	0	0	0	0	0	0	0	0	0	0	0	0	0
07:15	0	0	0	0	0	0	0	0	0	0	0	0	0	0	0	0	0	0	0	0	0	0	0	0
07:30	0	0	0	0	0	0	0	0	0	0	0	0	0	0	0	0	0	0	0	0	0	0	0	0
07:45	0	0	0	0	0	0	0	0	0	0	0	0	0	0	0	0	0	0	0	0	0	0	0	0
08:00	0	0	0	0	0	0	0	0	0	0	0	0	0	0	0	0	0	0	0	0	0	0	0	0
08:15	0	0	0	0	0	0	0	0	1	0	0	0	0	0	0	1	0	0	0	0	0	0	0	0
08:30	0	0	0	0	0	0	0	0	1	0	0	0	0	0	0	1	0	0	0	0	0	0	0	0
08:45	0	0	0	0	0	0	0	0	1	0	0	0	0	0	0	1	0	0	0	0	0	0	0	0
09:00	0	0	0	0	0	0	0	0	1	0	0	0	0	0	0	1	0	0	0	0	0	0	0	0
16:00	0	0	0	0	0	0	0	0	6	2	0	0	0	0	0	8	0	0	0	0	0	0	0	0
16:15	0	0	0	0	0	0	0	0	0	0	0	0	0	0	0	0	0	0	0	0	0	0	0	0
16:30	0	0	0	0	0	0	0	0	0	0	0	0	0	0	0	0	0	0	0	0	0	0	0	0
16:45	0	0	0	0	0	0	0	0	0	0	0	0	0	0	0	0	0	0	0	0	0	0	0	0
17:00	0	0	0	0	0	0	0	0	0	0	0	0	0	0	0	0	0	0	0	0	0	0	0	0
17:15	0	0	0	0	0	0	0	0	0	0	0	0	0	0	0	0	0	0	0	0	0	0	0	0
17:30	0	0	0	0	0	0	0	0	0	0	0	0	0	0	0	0	0	0	0	0	0	0	0	0
17:45	0	0	0	0	0	0	0	0	0	0	0	0	0	0	0	0	0	0	0	0	0	0	0	0
18:00	0	0	0	0	0	0	0	0	0	0	0	0	0	0	0	0	0	0	0	0	0	0	0	0

# Intelligent Data Collection Limited



Client: Mott McDonald  
 Project Number: ID06180  
 Junction Number: Site 14

Date of Survey: 07.12.2021  
 Junction Name: Horningsea Road / Low Fen Drive / Biggin Lane  
 Junction Type: Crossroads

Arm A: Horningsea Road (N)  
 Arm B: Low Fen Drive (E)

Arm C: Horningsea Road (S)  
 Arm D: Biggin Lane (W)

Time	C1 to B								C1 to A								C1 to D							
	Cars	LGV	OGV1	OGV2	Buses	M/C	Cycle	Total	Cars	LGV	OGV1	OGV2	Buses	M/C	Cycle	Total	Cars	LGV	OGV1	OGV2	Buses	M/C	Cycle	Total
07:00	0	0	0	0	0	0	0	0	8	3	0	0	0	0	0	11	0	0	0	0	0	0	0	0
07:15	0	0	0	0	0	0	0	0	10	4	0	0	1	0	0	15	0	0	0	0	0	0	0	0
07:30	0	0	0	0	0	0	0	0	13	4	0	0	0	1	0	18	0	0	0	0	0	0	0	0
07:45	0	0	0	0	0	0	0	0	16	7	0	0	0	0	0	23	0	1	0	0	0	0	0	1
08:00	6	2	0	0	0	0	0	8	30	10	1	0	0	1	0	42	1	0	0	0	0	0	0	1
08:15	1	0	0	0	0	0	0	1	31	7	1	0	0	0	0	39	0	0	0	0	0	0	0	0
08:30	0	0	0	0	0	0	0	0	34	8	0	0	0	0	0	42	0	0	0	0	0	0	0	0
08:45	0	0	0	1	0	0	0	1	19	7	1	1	0	2	0	30	0	0	0	0	0	0	0	0
09:00	0	0	0	0	0	0	0	0	33	6	0	0	0	0	0	39	0	0	0	0	0	0	0	0
09:15	0	0	0	0	0	0	0	0	31	6	0	0	1	0	0	38	0	0	0	0	0	0	0	0
09:30	0	0	0	0	0	0	0	0	35	9	0	0	0	0	0	44	0	0	0	0	0	0	0	0
09:45	0	1	0	0	0	0	0	1	31	5	1	0	0	0	0	37	0	0	0	0	0	0	0	0
16:00	0	0	0	0	0	0	0	0	34	9	0	0	0	0	0	43	0	0	0	0	0	0	0	0
16:15	0	0	0	0	0	0	0	0	79	19	1	0	0	0	0	99	1	0	0	0	0	0	0	1
16:30	0	0	0	0	0	0	0	0	57	8	0	0	0	2	0	67	1	0	0	0	0	0	0	1
16:45	0	0	0	0	0	0	0	0	61	3	0	0	0	1	0	65	1	0	0	0	0	0	0	1
17:00	0	0	0	0	0	0	0	0	56	10	1	1	0	1	0	69	0	0	0	0	0	0	0	0
17:15	0	0	0	0	0	0	0	0	74	7	0	0	0	0	0	81	1	0	0	0	0	0	0	1
17:30	0	0	0	0	0	0	0	0	65	5	0	0	0	1	0	71	1	0	0	0	0	0	0	1
17:45	0	0	0	0	0	0	0	0	58	6	0	0	0	0	0	64	0	0	0	0	0	0	0	0
18:00	0	0	0	0	0	0	0	0	49	7	0	0	0	0	0	56	1	0	0	0	0	0	0	1
18:15	0	0	0	0	0	0	0	0	47	2	0	0	1	0	0	50	0	0	0	0	0	0	0	0
18:30	0	0	0	0	0	0	0	0	38	2	0	0	0	0	0	40	0	0	0	0	0	0	0	0
18:45	0	0	0	0	0	0	0	0	26	1	0	0	0	0	0	27	0	0	0	0	0	0	0	0
Start Time	Rolling Hour								Rolling Hour								Rolling Hour							
	Cars	LGV	OGV1	OGV2	Buses	M/C	Cycle	Total	Cars	LGV	OGV1	OGV2	Buses	M/C	Cycle	Total	Cars	LGV	OGV1	OGV2	Buses	M/C	Cycle	Total
07:00	0	0	0	0	0	0	0	0	47	18	0	0	1	1	0	67	0	1	0	0	0	0	0	1
07:15	6	2	0	0	0	0	0	8	69	25	1	0	1	2	0	98	1	1	0	0	0	0	0	2
07:30	7	2	0	0	0	0	0	9	90	28	2	0	0	2	0	122	1	1	0	0	0	0	0	2
07:45	7	2	0	0	0	0	0	9	111	32	2	0	0	1	0	146	1	1	0	0	0	0	0	2
08:00	7	2	0	1	0	0	0	10	114	32	3	1	0	3	0	153	1	0	0	0	0	0	0	1
08:15	1	0	0	1	0	0	0	2	117	28	2	1	0	2	0	150	0	0	0	0	0	0	0	0
08:30	0	0	0	1	0	0	0	1	117	27	1	1	1	2	0	149	0	0	0	0	0	0	0	0
08:45	0	0	0	1	0	0	0	1	118	28	1	1	1	2	0	151	0	0	0	0	0	0	0	0
09:00	0	1	0	0	0	0	0	1	130	26	1	0	1	0	0	158	0	0	0	0	0	0	0	0
16:00	0	0	0	0	0	0	0	0	231	39	1	0	0	3	0	274	3	0	0	0	0	0	0	3
16:15	0	0	0	0	0	0	0	0	253	40	2	1	0	4	0	300	3	0	0	0	0	0	0	3
16:30	0	0	0	0	0	0	0	0	248	28	1	1	0	4	0	282	3	0	0	0	0	0	0	3
16:45	0	0	0	0	0	0	0	0	256	25	1	1	0	3	0	286	3	0	0	0	0	0	0	3
17:00	0	0	0	0	0	0	0	0	253	28	1	1	0	2	0	285	2	0	0	0	0	0	0	2
17:15	0	0	0	0	0	0	0	0	246	25	0	0	0	1	0	272	3	0	0	0	0	0	0	3
17:30	0	0	0	0	0	0	0	0	219	20	0	0	1	1	0	241	2	0	0	0	0	0	0	2
17:45	0	0	0	0	0	0	0	0	192	17	0	0	1	0	0	210	1	0	0	0	0	0	0	1
18:00	0	0	0	0	0	0	0	0	160	12	0	0	1	0	0	173	1	0	0	0	0	0	0	1

# Intelligent Data Collection Limited



Client: Mott McDonald  
 Project Number: ID06180  
 Junction Number: Site 14

Date of Survey: 07.12.2021  
 Junction Name: Horningsea Road / Low Fen Drive / Biggin Lane  
 Junction Type: Crossroads

Arm A: Horningsea Road (N)  
 Arm B: Low Fen Drive (E)

Arm C: Horningsea Road (S)  
 Arm D: Biggin Lane (W)

Time	D1 to D								D1 to C								D1 to B								
	Cars	LGV	OGV1	OGV2	Buses	M/C	Cycle	Total	Cars	LGV	OGV1	OGV2	Buses	M/C	Cycle	Total	Cars	LGV	OGV1	OGV2	Buses	M/C	Cycle	Total	
07:00	0	0	0	0	0	0	0	0	1	0	0	0	0	0	0	1	0	0	0	0	0	0	0	0	
07:15	0	0	0	0	0	0	0	0	0	0	0	0	0	0	0	0	0	0	0	0	0	0	0	0	
07:30	0	0	0	0	0	0	0	0	0	0	0	0	0	0	0	0	0	0	0	0	0	0	0	0	
07:45	0	0	0	0	0	0	0	0	1	0	0	0	0	0	0	1	0	0	0	0	0	0	0	0	
08:00	0	0	0	0	0	0	0	0	1	0	0	0	0	0	0	1	0	0	0	0	0	0	0	0	
08:15	0	0	0	0	0	0	0	0	0	0	0	0	0	0	0	0	0	0	0	0	0	0	0	0	
08:30	0	0	0	0	0	0	0	0	0	0	0	0	0	0	0	0	0	0	0	0	0	0	0	0	
08:45	0	0	0	0	0	0	0	0	0	0	0	0	0	0	0	0	0	0	0	0	0	0	0	0	
09:00	0	0	0	0	0	0	0	0	0	0	0	0	0	0	0	0	0	0	0	0	0	0	0	0	
09:15	0	0	0	0	0	0	0	0	1	0	0	0	0	0	0	1	0	0	0	0	0	0	0	0	
09:30	0	0	0	0	0	0	0	0	0	0	0	0	0	0	0	0	0	0	0	0	0	0	0	0	
09:45	0	0	0	0	0	0	0	0	0	0	0	0	0	0	0	0	0	0	0	0	0	0	0	0	
16:00	0	0	0	0	0	0	0	0	0	1	0	0	0	0	0	1	0	0	0	0	0	0	0	0	
16:15	0	0	0	0	0	0	0	0	0	0	0	0	0	0	0	0	0	0	0	0	0	0	0	0	
16:30	0	0	0	0	0	0	0	0	0	0	0	0	0	0	0	0	0	0	0	0	0	0	0	0	
16:45	0	0	0	0	0	0	0	0	0	0	0	0	0	0	0	0	0	0	0	0	0	0	0	0	
17:00	0	0	0	0	0	0	0	0	0	0	0	0	0	0	0	0	0	0	0	0	0	0	0	0	
17:15	0	0	0	0	0	0	0	0	0	0	0	0	0	0	1	1	0	0	0	0	0	0	0	0	
17:30	0	0	0	0	0	0	0	0	0	1	0	0	0	0	0	1	0	0	0	0	0	0	0	0	
17:45	0	0	0	0	0	0	0	0	0	0	0	0	0	0	0	0	0	0	0	0	0	0	0	0	
18:00	0	0	0	0	0	0	0	0	0	0	0	0	0	0	0	0	0	0	0	0	0	0	0	0	
18:15	0	0	0	0	0	0	0	0	0	0	0	0	0	0	0	0	0	0	0	0	0	0	0	0	
18:30	0	0	0	0	0	0	0	0	0	0	0	0	0	0	0	0	0	0	0	0	0	0	0	0	
18:45	0	0	0	0	0	0	0	0	0	0	0	0	0	0	0	0	0	0	0	0	0	0	0	0	
Start Time	Rolling Hour							Total	Rolling Hour							Total	Rolling Hour							Total	
07:00	0	0	0	0	0	0	0	0	2	0	0	0	0	0	0	0	2	0	0	0	0	0	0	0	0
07:15	0	0	0	0	0	0	0	0	2	0	0	0	0	0	0	0	2	0	0	0	0	0	0	0	0
07:30	0	0	0	0	0	0	0	0	2	0	0	0	0	0	0	0	2	0	0	0	0	0	0	0	0
07:45	0	0	0	0	0	0	0	0	2	0	0	0	0	0	0	0	2	0	0	0	0	0	0	0	0
08:00	0	0	0	0	0	0	0	0	1	0	0	0	0	0	0	1	0	0	0	0	0	0	0	0	0
08:15	0	0	0	0	0	0	0	0	0	0	0	0	0	0	0	0	0	0	0	0	0	0	0	0	0
08:30	0	0	0	0	0	0	0	0	1	0	0	0	0	0	0	1	0	0	0	0	0	0	0	0	0
08:45	0	0	0	0	0	0	0	0	1	0	0	0	0	0	0	1	0	0	0	0	0	0	0	0	0
09:00	0	0	0	0	0	0	0	0	1	0	0	0	0	0	0	1	0	0	0	0	0	0	0	0	0
16:00	0	0	0	0	0	0	0	0	0	1	0	0	0	0	0	1	0	0	0	0	0	0	0	0	0
16:15	0	0	0	0	0	0	0	0	0	0	0	0	0	0	0	0	0	0	0	0	0	0	0	0	0
16:30	0	0	0	0	0	0	0	0	0	0	0	0	0	0	1	1	0	0	0	0	0	0	0	0	0
16:45	0	0	0	0	0	0	0	0	1	0	0	0	0	0	0	1	0	0	0	0	0	0	0	0	0
17:00	0	0	0	0	0	0	0	0	1	0	0	0	0	0	0	1	0	0	0	0	0	0	0	0	0
17:15	0	0	0	0	0	0	0	0	1	0	0	0	0	0	0	1	0	0	0	0	0	0	0	0	0
17:30	0	0	0	0	0	0	0	0	1	0	0	0	0	0	0	1	0	0	0	0	0	0	0	0	0
17:45	0	0	0	0	0	0	0	0	0	0	0	0	0	0	0	0	0	0	0	0	0	0	0	0	0
18:00	0	0	0	0	0	0	0	0	0	0	0	0	0	0	0	0	0	0	0	0	0	0	0	0	0

# Intelligent Data Collection Limited



Client: Mott McDonald  
 Project Number: ID06180  
 Junction Number: Site 14

Date of Survey: 07.12.2021  
 Junction Name: Horningsea Road / Low Fen Drove / Biggin Lane  
 Junction Type: Crossroads

Arm A: Horningsea Road (N)  
 Arm B: Low Fen Drove (E)

Arm C: Horningsea Road (S)  
 Arm D: Biggin Lane (W)

D1 to A								
Time	Cars	LGV	OGV1	OGV2	Buses	M/C	Cycle	Total
07:00	0	0	0	0	0	0	0	0
07:15	0	0	0	0	0	0	0	0
07:30	0	0	0	0	0	0	0	0
07:45	0	0	0	0	0	0	0	0
08:00	0	0	0	0	0	0	0	0
08:15	0	0	0	0	0	0	0	0
08:30	0	1	0	0	0	0	0	1
08:45	0	0	0	0	0	0	0	0
09:00	0	0	0	0	0	0	0	0
09:15	0	0	0	0	0	0	0	0
09:30	0	0	0	0	0	0	0	0
09:45	0	0	0	0	0	0	0	0
16:00	0	0	0	0	0	0	0	0
16:15	0	0	0	0	0	0	0	0
16:30	0	0	0	0	0	0	0	0
16:45	0	0	0	0	0	0	0	0
17:00	0	0	0	0	0	0	0	0
17:15	0	0	0	0	0	0	0	0
17:30	0	0	0	0	0	0	0	0
17:45	0	0	0	0	0	0	0	0
18:00	0	0	0	0	0	0	0	0
18:15	0	0	0	0	0	0	0	0
18:30	0	0	0	0	0	0	0	0
18:45	0	0	0	0	0	0	0	0
Start Time	Rolling Hour							Total
07:00	0	0	0	0	0	0	0	0
07:15	0	0	0	0	0	0	0	0
07:30	0	0	0	0	0	0	0	0
07:45	0	1	0	0	0	0	0	1
08:00	0	1	0	0	0	0	0	1
08:15	0	1	0	0	0	0	0	1
08:30	0	1	0	0	0	0	0	1
08:45	0	0	0	0	0	0	0	0
09:00	0	0	0	0	0	0	0	0
16:00	0	0	0	0	0	0	0	0
16:15	0	0	0	0	0	0	0	0
16:30	0	0	0	0	0	0	0	0
16:45	0	0	0	0	0	0	0	0
17:00	0	0	0	0	0	0	0	0
17:15	0	0	0	0	0	0	0	0
17:30	0	0	0	0	0	0	0	0
17:45	0	0	0	0	0	0	0	0
18:00	0	0	0	0	0	0	0	0

# Intelligent Data Collection Limited



**Client:** Mott McDonald      **Date of Survey:** 07.12.2021  
**Project Number:** ID06180      **Junction Name:** Horningsea Road / Low Fen Drove / Biggin Lane  
**Junction Number:** Site 14      **Junction Type:** Crossroads

Time	Arm A Approach							Arm A Exit								
	Cars	LGV	OGV1	OGV2	Buses	M/C	Cycle	Total	Cars	LGV	OGV1	OGV2	Buses	M/C	Cycle	Total
07:00	54	6	0	0	0	1	0	61	8	3	0	0	0	0	0	11
07:15	56	12	0	0	1	1	0	70	10	4	0	0	1	0	0	15
07:30	86	16	0	0	1	1	0	104	13	4	0	0	0	1	0	18
07:45	53	12	0	0	0	0	0	65	16	7	0	0	0	0	0	23
08:00	55	11	0	0	0	0	0	66	30	10	1	0	0	1	0	42
08:15	59	12	0	0	0	1	0	72	31	7	1	0	0	0	0	39
08:30	59	7	2	0	0	0	0	68	34	9	0	0	0	0	0	43
08:45	63	9	0	0	0	0	0	72	19	7	1	1	0	2	0	30
09:00	36	8	0	0	0	0	0	44	33	6	0	0	0	0	0	39
09:15	34	6	0	0	0	0	0	40	31	6	0	0	1	0	0	38
09:30	52	4	0	0	0	1	0	57	35	9	0	0	0	0	0	44
09:45	44	3	0	1	1	0	0	49	31	5	1	0	0	0	0	37
16:00	37	4	0	0	0	0	0	41	34	9	0	0	0	0	0	43
16:15	28	7	0	0	0	0	0	35	79	19	1	0	0	0	0	99
16:30	45	7	0	0	0	1	0	53	57	8	0	0	0	2	0	67
16:45	28	3	0	0	0	0	0	31	61	3	0	0	0	1	0	65
17:00	40	2	0	0	0	0	0	42	56	10	1	1	0	1	0	69
17:15	26	4	0	0	0	1	0	31	74	7	0	0	0	0	0	81
17:30	35	3	0	0	0	0	0	38	65	5	0	0	0	1	0	71
17:45	25	4	0	0	0	1	0	30	58	6	0	0	0	0	0	64
18:00	41	0	0	0	0	1	0	42	49	7	0	0	0	0	0	56
18:15	22	2	0	0	0	0	0	24	47	2	0	0	1	0	0	50
18:30	25	1	0	0	0	0	0	26	38	2	0	0	0	0	0	40
18:45	17	2	0	0	0	0	0	19	26	1	0	0	0	0	0	27
Start Time	Rolling Hour							Total	Rolling Hour							Total
07:00	249	46	0	0	2	3	0	300	47	18	0	0	1	1	0	67
07:15	250	51	0	0	2	2	0	305	69	25	1	0	1	2	0	98
07:30	253	51	0	0	1	2	0	307	90	28	2	0	0	2	0	122
07:45	226	42	2	0	0	1	0	271	111	33	2	0	0	1	0	147
08:00	236	39	2	0	0	1	0	278	114	33	3	1	0	3	0	154
08:15	217	36	2	0	0	1	0	256	117	29	2	1	0	2	0	151
08:30	192	30	2	0	0	0	0	224	117	28	1	1	1	2	0	150
08:45	185	27	0	0	0	1	0	213	118	28	1	1	1	2	0	151
09:00	166	21	0	1	1	1	0	190	130	26	1	0	1	0	0	158
16:00	138	21	0	0	0	1	0	160	231	39	1	0	0	3	0	274
16:15	141	19	0	0	0	1	0	161	253	40	2	1	0	4	0	300
16:30	139	16	0	0	0	2	0	157	248	28	1	1	0	4	0	282
16:45	129	12	0	0	0	1	0	142	256	25	1	1	0	3	0	286
17:00	126	13	0	0	0	2	0	141	253	28	1	1	0	2	0	285
17:15	127	11	0	0	0	3	0	141	246	25	0	0	0	1	0	272
17:30	123	9	0	0	0	2	0	134	219	20	0	0	1	1	0	241
17:45	113	7	0	0	0	2	0	122	192	17	0	0	1	0	0	210
18:00	105	5	0	0	0	1	0	111	160	12	0	0	1	0	0	173



# Intelligent Data Collection Limited



**Client:** Mott McDonald      **Date of Survey:** 07.12.2021  
**Project Number:** ID06180      **Junction Name:** Horningsea Road / Low Fen Drove / Biggin Lane  
**Junction Number:** Site 14      **Junction Type:** Crossroads

Time	Arm B Approach								Arm B Exit									
	Cars	LGV	OGV1	OGV2	Buses	M/C	Cycle	Total	Cars	LGV	OGV1	OGV2	Buses	M/C	Cycle	Total		
07:00	0	0	0	0	0	0	0	0	0	0	0	0	0	0	0	0		
07:15	0	0	0	0	0	0	0	0	0	0	0	0	0	0	0	0		
07:30	0	0	0	0	0	0	0	0	0	0	0	0	0	0	0	0		
07:45	0	0	0	0	0	0	0	0	0	0	0	0	0	0	0	0		
08:00	0	0	0	0	0	0	0	0	6	2	0	0	0	0	0	8		
08:15	0	0	0	0	0	0	0	0	1	0	0	0	0	0	0	1		
08:30	0	0	0	0	0	0	0	0	0	0	0	0	0	0	0	0		
08:45	0	0	0	0	0	0	0	0	0	0	0	1	0	0	0	1		
09:00	1	0	0	0	0	0	0	1	0	0	0	0	0	0	0	0		
09:15	0	0	0	0	0	0	0	0	0	0	0	0	0	0	0	0		
09:30	0	0	0	0	0	0	0	0	0	0	0	0	0	0	0	0		
09:45	0	0	0	0	0	0	0	0	0	1	0	0	0	0	0	1		
16:00	6	2	0	0	0	0	0	8	0	0	0	0	0	0	0	0		
16:15	0	0	0	0	0	0	0	0	0	0	0	0	0	0	0	0		
16:30	0	0	0	0	0	0	0	0	0	0	0	0	0	0	0	0		
16:45	0	0	0	0	0	0	0	0	0	0	0	0	0	0	0	0		
17:00	0	0	0	0	0	0	0	0	0	0	0	0	0	0	0	0		
17:15	0	0	0	0	0	0	0	0	0	0	0	0	0	0	0	0		
17:30	0	0	0	0	0	0	0	0	0	0	0	0	0	0	0	0		
17:45	0	0	0	0	0	0	0	0	0	0	0	0	0	0	0	0		
18:00	0	0	0	0	0	0	0	0	0	0	0	0	0	0	0	0		
18:15	0	0	0	0	0	0	0	0	0	0	0	0	0	0	0	0		
18:30	0	0	0	0	0	0	0	0	0	0	0	0	0	0	0	0		
18:45	0	0	0	0	0	0	0	0	0	0	0	0	0	0	0	0		
Start Time	Rolling Hour								Total	Rolling Hour								Total
07:00	0	0	0	0	0	0	0	0	0	0	0	0	0	0	0	0		
07:15	0	0	0	0	0	0	0	0	6	2	0	0	0	0	0	8		
07:30	0	0	0	0	0	0	0	0	7	2	0	0	0	0	0	9		
07:45	0	0	0	0	0	0	0	0	7	2	0	0	0	0	0	9		
08:00	0	0	0	0	0	0	0	0	7	2	0	1	0	0	0	10		
08:15	1	0	0	0	0	0	0	1	1	0	0	1	0	0	0	2		
08:30	1	0	0	0	0	0	0	1	0	0	0	1	0	0	0	1		
08:45	1	0	0	0	0	0	0	1	0	0	0	1	0	0	0	1		
09:00	1	0	0	0	0	0	0	1	0	1	0	0	0	0	0	1		
16:00	6	2	0	0	0	0	0	8	0	0	0	0	0	0	0	0		
16:15	0	0	0	0	0	0	0	0	0	0	0	0	0	0	0	0		
16:30	0	0	0	0	0	0	0	0	0	0	0	0	0	0	0	0		
16:45	0	0	0	0	0	0	0	0	0	0	0	0	0	0	0	0		
17:00	0	0	0	0	0	0	0	0	0	0	0	0	0	0	0	0		
17:15	0	0	0	0	0	0	0	0	0	0	0	0	0	0	0	0		
17:30	0	0	0	0	0	0	0	0	0	0	0	0	0	0	0	0		
17:45	0	0	0	0	0	0	0	0	0	0	0	0	0	0	0	0		
18:00	0	0	0	0	0	0	0	0	0	0	0	0	0	0	0	0		

# Intelligent Data Collection Limited



**Client:** Mott McDonald      **Date of Survey:** 07.12.2021  
**Project Number:** ID06180      **Junction Name:** Horningsea Road / Low Fen Drove / Biggin Lane  
**Junction Number:** Site 14      **Junction Type:** Crossroads

Time	Arm C Approach								Arm C Exit									
	Cars	LGV	OGV1	OGV2	Buses	M/C	Cycle	Total	Cars	LGV	OGV1	OGV2	Buses	M/C	Cycle	Total		
07:00	8	3	0	0	0	0	0	11	55	6	0	0	0	1	0	62		
07:15	10	4	0	0	1	0	0	15	56	12	0	0	1	1	0	70		
07:30	13	4	0	0	0	1	0	18	86	16	0	0	1	1	0	104		
07:45	16	8	0	0	0	0	0	24	54	12	0	0	0	0	0	66		
08:00	37	12	1	0	0	1	0	51	56	11	0	0	0	0	0	67		
08:15	32	7	1	0	0	0	0	40	59	12	0	0	0	1	0	72		
08:30	34	8	0	0	0	0	0	42	59	7	2	0	0	0	0	68		
08:45	19	7	1	2	0	2	0	31	63	9	0	0	0	0	0	72		
09:00	33	6	0	0	0	0	0	39	37	8	0	0	0	0	0	45		
09:15	31	6	0	0	1	0	0	38	35	6	0	0	0	0	0	41		
09:30	35	9	0	0	0	0	0	44	52	4	0	0	0	1	0	57		
09:45	31	6	1	0	0	0	0	38	44	3	0	1	1	0	0	49		
16:00	34	9	0	0	0	0	0	43	43	7	0	0	0	0	0	50		
16:15	80	19	1	0	0	0	0	100	28	7	0	0	0	0	0	35		
16:30	58	8	0	0	0	2	0	68	45	7	0	0	0	1	0	53		
16:45	62	3	0	0	0	1	0	66	28	3	0	0	0	0	0	31		
17:00	56	10	1	1	0	1	0	69	40	2	0	0	0	0	0	42		
17:15	75	7	0	0	0	0	0	82	26	4	0	0	0	1	1	32		
17:30	66	5	0	0	0	1	0	72	36	3	0	0	0	0	0	39		
17:45	58	6	0	0	0	0	0	64	25	4	0	0	0	1	0	30		
18:00	50	7	0	0	0	0	0	57	41	0	0	0	0	1	0	42		
18:15	47	2	0	0	1	0	0	50	22	2	0	0	0	0	0	24		
18:30	38	2	0	0	0	0	0	40	25	1	0	0	0	0	0	26		
18:45	26	1	0	0	0	0	0	27	17	2	0	0	0	0	0	19		
Start Time	Rolling Hour								Total	Rolling Hour								Total
07:00	47	19	0	0	1	1	0	68	251	46	0	0	2	3	0	302		
07:15	76	28	1	0	1	2	0	108	252	51	0	0	2	2	0	307		
07:30	98	31	2	0	0	2	0	133	255	51	0	0	1	2	0	309		
07:45	119	35	2	0	0	1	0	157	228	42	2	0	0	1	0	273		
08:00	122	34	3	2	0	3	0	164	237	39	2	0	0	1	0	279		
08:15	118	28	2	2	0	2	0	152	218	36	2	0	0	1	0	257		
08:30	117	27	1	2	1	2	0	150	194	30	2	0	0	0	0	226		
08:45	118	28	1	2	1	2	0	152	187	27	0	0	0	1	0	215		
09:00	130	27	1	0	1	0	0	159	168	21	0	1	1	1	0	192		
16:00	234	39	1	0	0	3	0	277	144	24	0	0	0	1	0	169		
16:15	256	40	2	1	0	4	0	303	141	19	0	0	0	1	0	161		
16:30	251	28	1	1	0	4	0	285	139	16	0	0	0	2	1	158		
16:45	259	25	1	1	0	3	0	289	130	12	0	0	0	1	1	144		
17:00	255	28	1	1	0	2	0	287	127	13	0	0	0	2	1	143		
17:15	249	25	0	0	0	1	0	275	128	11	0	0	0	3	1	143		
17:30	221	20	0	0	1	1	0	243	124	9	0	0	0	2	0	135		
17:45	193	17	0	0	1	0	0	211	113	7	0	0	0	2	0	122		
18:00	161	12	0	0	1	0	0	174	105	5	0	0	0	1	0	111		

# Intelligent Data Collection Limited



**Client:** Mott McDonald      **Date of Survey:** 07.12.2021  
**Project Number:** ID06180      **Junction Name:** Horningssea Road / Low Fen Drove / Biggin Lane  
**Junction Number:** Site 14      **Junction Type:** Crossroads

Time	Arm D Approach								Arm D Exit									
	Cars	LGV	OGV1	OGV2	Buses	M/C	Cycle	Total	Cars	LGV	OGV1	OGV2	Buses	M/C	Cycle	Total		
07:00	1	0	0	0	0	0	0	1	0	0	0	0	0	0	0	0		
07:15	0	0	0	0	0	0	0	0	0	0	0	0	0	0	0	0		
07:30	0	0	0	0	0	0	0	0	0	0	0	0	0	0	0	0		
07:45	1	0	0	0	0	0	0	1	0	1	0	0	0	0	0	1		
08:00	1	0	0	0	0	0	0	1	1	0	0	0	0	0	0	1		
08:15	0	0	0	0	0	0	0	0	0	0	0	0	0	0	0	0		
08:30	0	1	0	0	0	0	0	1	0	0	0	0	0	0	0	0		
08:45	0	0	0	0	0	0	0	0	0	0	0	0	0	0	0	0		
09:00	0	0	0	0	0	0	0	0	0	0	0	0	0	0	0	0		
09:15	1	0	0	0	0	0	0	1	0	0	0	0	0	0	0	0		
09:30	0	0	0	0	0	0	0	0	0	0	0	0	0	0	0	0		
09:45	0	0	0	0	0	0	0	0	0	0	0	0	0	0	0	0		
16:00	0	1	0	0	0	0	0	1	0	0	0	0	0	0	0	0		
16:15	0	0	0	0	0	0	0	0	1	0	0	0	0	0	0	1		
16:30	0	0	0	0	0	0	0	0	1	0	0	0	0	0	0	1		
16:45	0	0	0	0	0	0	0	0	1	0	0	0	0	0	0	1		
17:00	0	0	0	0	0	0	0	0	0	0	0	0	0	0	0	0		
17:15	0	0	0	0	0	0	1	1	1	0	0	0	0	0	0	1		
17:30	1	0	0	0	0	0	0	1	1	0	0	0	0	0	0	1		
17:45	0	0	0	0	0	0	0	0	0	0	0	0	0	0	0	0		
18:00	0	0	0	0	0	0	0	0	1	0	0	0	0	0	0	1		
18:15	0	0	0	0	0	0	0	0	0	0	0	0	0	0	0	0		
18:30	0	0	0	0	0	0	0	0	0	0	0	0	0	0	0	0		
18:45	0	0	0	0	0	0	0	0	0	0	0	0	0	0	0	0		
Start Time	Rolling Hour								Total	Rolling Hour								Total
07:00	2	0	0	0	0	0	0	2	0	1	0	0	0	0	0	1		
07:15	2	0	0	0	0	0	0	2	1	1	0	0	0	0	0	2		
07:30	2	0	0	0	0	0	0	2	1	1	0	0	0	0	0	2		
07:45	2	1	0	0	0	0	0	3	1	1	0	0	0	0	0	2		
08:00	1	1	0	0	0	0	0	2	1	0	0	0	0	0	0	1		
08:15	0	1	0	0	0	0	0	1	0	0	0	0	0	0	0	0		
08:30	1	1	0	0	0	0	0	2	0	0	0	0	0	0	0	0		
08:45	1	0	0	0	0	0	0	1	0	0	0	0	0	0	0	0		
09:00	1	0	0	0	0	0	0	1	0	0	0	0	0	0	0	0		
16:00	0	1	0	0	0	0	0	1	3	0	0	0	0	0	0	3		
16:15	0	0	0	0	0	0	0	0	3	0	0	0	0	0	0	3		
16:30	0	0	0	0	0	0	1	1	3	0	0	0	0	0	0	3		
16:45	1	0	0	0	0	0	1	2	3	0	0	0	0	0	0	3		
17:00	1	0	0	0	0	0	1	2	2	0	0	0	0	0	0	2		
17:15	1	0	0	0	0	0	1	2	3	0	0	0	0	0	0	3		
17:30	1	0	0	0	0	0	0	1	2	0	0	0	0	0	0	2		
17:45	0	0	0	0	0	0	0	0	1	0	0	0	0	0	0	1		
18:00	0	0	0	0	0	0	0	0	1	0	0	0	0	0	0	1		

# Intelligent Data Collection Limited



**Client:** Mott McDonald      **Date of Survey:** 07.12.2021  
**Project Number:** ID06180      **Junction Name:** Horningsea Road / Low Fen Drove / Biggin Lane  
**Junction Number:** Site 14      **Junction Type:** Crossroads

Total Junction Flow								
Time	Cars	LGV	OGV1	OGV2	Buses	M/C	Cycle	Total
07:00	63	9	0	0	0	1	0	73
07:15	66	16	0	0	2	1	0	85
07:30	99	20	0	0	1	2	0	122
07:45	70	20	0	0	0	0	0	90
08:00	93	23	1	0	0	1	0	118
08:15	91	19	1	0	0	1	0	112
08:30	93	16	2	0	0	0	0	111
08:45	82	16	1	2	0	2	0	103
09:00	70	14	0	0	0	0	0	84
09:15	66	12	0	0	1	0	0	79
09:30	87	13	0	0	0	1	0	101
09:45	75	9	1	1	1	0	0	87
16:00	77	16	0	0	0	0	0	93
16:15	108	26	1	0	0	0	0	135
16:30	103	15	0	0	0	3	0	121
16:45	90	6	0	0	0	1	0	97
17:00	96	12	1	1	0	1	0	111
17:15	101	11	0	0	0	1	1	114
17:30	102	8	0	0	0	1	0	111
17:45	83	10	0	0	0	1	0	94
18:00	91	7	0	0	0	1	0	99
18:15	69	4	0	0	1	0	0	74
18:30	63	3	0	0	0	0	0	66
18:45	43	3	0	0	0	0	0	46
Start Time	Rolling Hour							Total
07:00	298	65	0	0	3	4	0	370
07:15	328	79	1	0	3	4	0	415
07:30	353	82	2	0	1	4	0	442
07:45	347	78	4	0	0	2	0	431
08:00	359	74	5	2	0	4	0	444
08:15	336	65	4	2	0	3	0	410
08:30	311	58	3	2	1	2	0	377
08:45	305	55	1	2	1	3	0	367
09:00	298	48	1	1	2	1	0	351
16:00	378	63	1	0	0	4	0	446
16:15	397	59	2	1	0	5	0	464
16:30	390	44	1	1	0	6	1	443
16:45	389	37	1	1	0	4	1	433
17:00	382	41	1	1	0	4	1	430
17:15	377	36	0	0	0	4	1	418
17:30	345	29	0	0	1	3	0	378
17:45	306	24	0	0	1	2	0	333
18:00	266	17	0	0	1	1	0	285

# Intelligent Data Collection Limited



**Client:** Mott McDonald  
**Project Number:** ID06180  
**Junction Number:** Site 14

**Date of Survey:** 07.12.2021  
**Junction Name:** Horningsea Road / Low Fen Drive / Biggin Lane  
**Junction Type:** Crossroads  
**Arm A:** Horningsea Road (N)  
**Arm B:** Low Fen Drive (E)

**Arm C:** Horningsea Road (S)  
**Arm D:** Biggin Lane (W)

PCU Summary																
Time	A1 to A	A1 to D	A1 to C	A1 to B	B1 to B	B1 to A	B1 to D	B1 to C	C1 to C	C1 to B	C1 to A	C1 to D	D1 to D	D1 to C	D1 to B	D1 to A
07:00	0	0	60	0	0	0	0	0	0	0	11	0	0	1	0	0
07:15	0	0	71	0	0	0	0	0	0	0	17	0	0	0	0	0
07:30	0	0	105	0	0	0	0	0	0	0	17	0	0	0	0	0
07:45	0	0	65	0	0	0	0	0	0	0	23	1	0	1	0	0
08:00	0	0	66	0	0	0	0	0	0	8	42	1	0	1	0	0
08:15	0	0	71	0	0	0	0	0	0	1	40	0	0	0	0	0
08:30	0	0	70	0	0	0	0	0	0	0	42	0	0	0	0	1
08:45	0	0	72	0	0	0	0	0	0	3	32	0	0	0	0	0
09:00	0	0	44	0	0	0	0	1	0	0	39	0	0	0	0	0
09:15	0	0	40	0	0	0	0	0	0	0	40	0	0	1	0	0
09:30	0	0	56	0	0	0	0	0	0	0	44	0	0	0	0	0
09:45	0	0	52	0	0	0	0	0	0	1	38	0	0	0	0	0
16:00	0	0	41	0	0	0	0	8	0	0	43	0	0	1	0	0
16:15	0	0	35	0	0	0	0	0	0	0	100	1	0	0	0	0
16:30	0	0	52	0	0	0	0	0	0	0	66	1	0	0	0	0
16:45	0	0	31	0	0	0	0	0	0	0	64	1	0	0	0	0
17:00	0	0	42	0	0	0	0	0	0	0	71	0	0	0	0	0
17:15	0	0	30	0	0	0	0	0	0	0	81	1	0	0	0	0
17:30	0	0	38	0	0	0	0	0	0	0	70	1	0	1	0	0
17:45	0	0	29	0	0	0	0	0	0	0	64	0	0	0	0	0
18:00	0	0	41	0	0	0	0	0	0	0	56	1	0	0	0	0
18:15	0	0	24	0	0	0	0	0	0	0	52	0	0	0	0	0
18:30	0	0	26	0	0	0	0	0	0	0	40	0	0	0	0	0
18:45	0	0	19	0	0	0	0	0	0	0	27	0	0	0	0	0
Start Time	Rolling Hour															
07:00	0	0	301	0	0	0	0	0	0	0	68	1	0	2	0	0
07:15	0	0	307	0	0	0	0	0	0	8	99	2	0	2	0	0
07:30	0	0	307	0	0	0	0	0	0	9	123	2	0	2	0	0
07:45	0	0	272	0	0	0	0	0	0	9	147	2	0	2	0	1
08:00	0	0	279	0	0	0	0	0	0	12	156	1	0	1	0	1
08:15	0	0	257	0	0	0	0	1	0	4	153	0	0	0	0	1
08:30	0	0	226	0	0	0	0	1	0	3	152	0	0	1	0	1
08:45	0	0	212	0	0	0	0	1	0	3	154	0	0	1	0	0
09:00	0	0	193	0	0	0	0	1	0	1	160	0	0	1	0	0
16:00	0	0	159	0	0	0	0	8	0	0	273	3	0	1	0	0
16:15	0	0	160	0	0	0	0	0	0	0	301	3	0	0	0	0
16:30	0	0	156	0	0	0	0	0	0	0	282	3	0	0	0	0
16:45	0	0	141	0	0	0	0	0	0	0	287	3	0	1	0	0
17:00	0	0	140	0	0	0	0	0	0	0	287	2	0	1	0	0
17:15	0	0	139	0	0	0	0	0	0	0	271	3	0	1	0	0
17:30	0	0	133	0	0	0	0	0	0	0	242	2	0	1	0	0
17:45	0	0	121	0	0	0	0	0	0	0	212	1	0	0	0	0
18:00	0	0	110	0	0	0	0	0	0	0	175	1	0	0	0	0

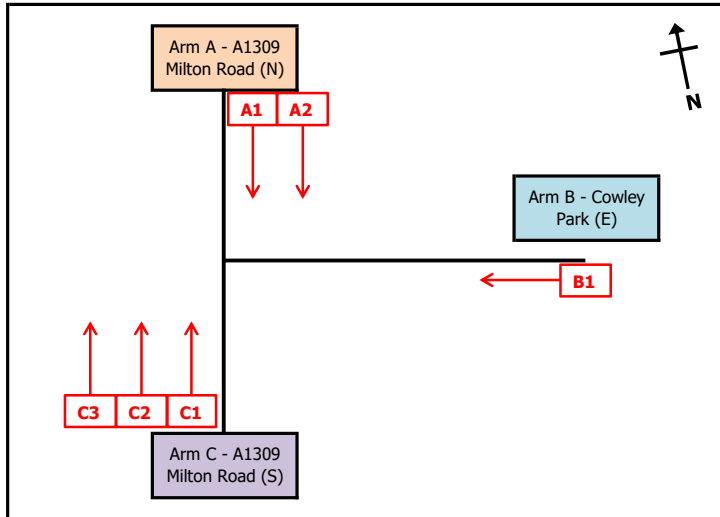
# Intelligent Data Collection Limited



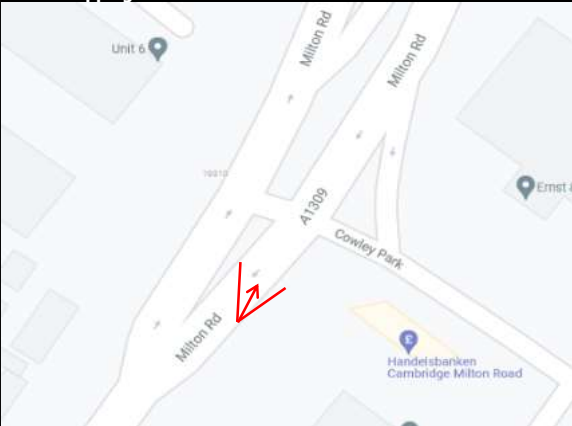
Client: Mott McDonald      Date of Survey: 07.12.2021  
 Project Number: ID06180      Junction Name: A1309 Milton Road / Cowley Park  
 Junction Number: Site 15      Junction Type: T-Junction

X Coordinate	Y Coordinate	Google Maps Link
52.230468	0.149523	<a href="#">Click Here</a>
AM Peak Conditions	PM Peak Conditions	
Clear	Showers	

## Junction Layout

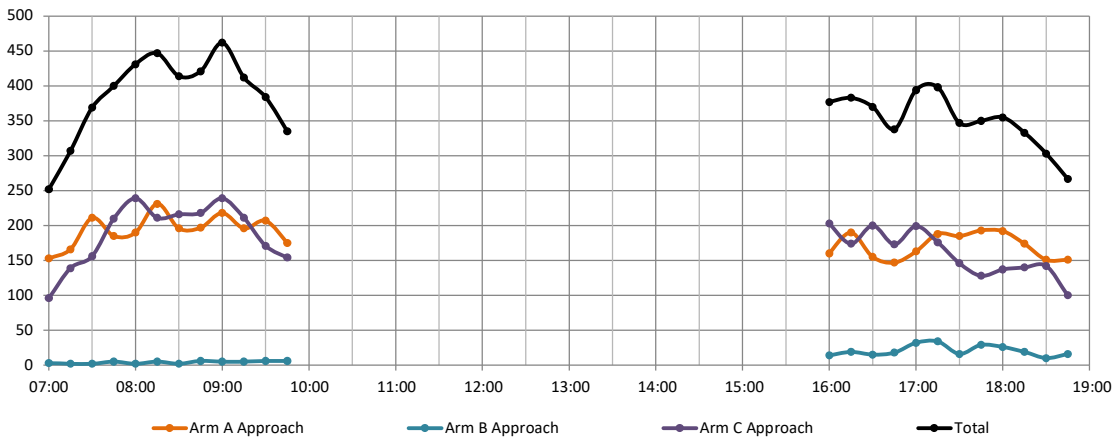


## Aerial Mapping and On-site Camera View



## Junction Flow Profile

Arm Approach Flows (All Vehicles)



Additional Notes (Factors which may impact on survey results such as accidents, roadworks, special events):

# Intelligent Data Collection Limited



Client: Mott McDonald  
 Project Number: ID06180  
 Junction Number: Site 15

Date of Survey: 07.12.2021  
 Junction Name: A1309 Milton Road / Cowley Park  
 Junction Type: T-Junction

Arm A: A1309 Milton Road (N)  
 Arm B: Cowley Park (E)

Arm C: A1309 Milton Road (S)

Time	A1 to A								A1 to C								A1 to B							
	Cars	LGV	OGV1	OGV2	Buses	M/C	Cycle	Total	Cars	LGV	OGV1	OGV2	Buses	M/C	Cycle	Total	Cars	LGV	OGV1	OGV2	Buses	M/C	Cycle	Total
07:00	0	0	0	0	0	0	0	0	89	42	3	3	10	1	0	148	0	0	0	0	0	0	0	0
07:15	0	0	0	0	0	0	0	0	94	45	6	3	4	1	1	154	0	0	0	0	0	0	0	0
07:30	0	0	0	0	0	0	0	0	144	52	2	0	4	1	0	203	0	0	0	0	0	0	0	0
07:45	0	0	0	0	0	0	0	0	126	45	3	2	2	0	0	178	0	0	0	0	0	0	0	0
08:00	0	0	0	0	0	0	0	0	110	53	5	2	4	1	0	175	0	0	0	0	0	0	0	0
08:15	0	0	0	0	0	0	0	0	139	39	5	2	3	0	0	188	0	0	0	0	0	0	0	0
08:30	0	0	0	0	0	0	0	0	114	37	4	4	5	1	1	166	0	0	0	0	0	0	0	0
08:45	0	0	0	0	0	0	0	0	117	36	4	0	2	0	3	162	0	0	0	0	0	0	0	0
09:00	0	0	0	0	0	0	0	0	146	32	3	1	3	0	1	186	0	0	0	0	0	0	0	0
09:15	0	0	0	0	0	0	0	0	127	39	4	0	4	0	0	174	0	0	0	0	0	0	0	0
09:30	0	0	0	0	0	0	0	0	139	34	11	2	3	1	0	190	0	0	0	0	0	0	0	0
09:45	0	0	0	0	0	0	0	0	116	28	6	6	4	3	0	163	0	0	0	0	0	0	0	0
16:00	0	0	0	0	0	0	0	0	130	23	1	0	3	0	3	160	0	0	0	0	0	0	0	0
16:15	0	0	0	0	0	0	0	0	156	29	0	0	2	1	0	188	0	0	0	0	0	0	0	0
16:30	0	0	0	0	0	0	0	0	120	27	0	1	3	0	2	153	0	0	0	0	0	0	0	0
16:45	0	0	0	0	0	0	0	0	119	21	0	0	1	2	2	145	0	0	0	0	0	0	0	0
17:00	0	0	0	0	0	0	0	0	132	22	0	0	2	1	2	159	0	0	0	0	0	0	0	0
17:15	0	0	0	0	0	0	0	0	155	20	0	1	4	2	4	186	0	0	0	0	0	0	0	0
17:30	0	0	0	0	0	0	0	0	152	21	1	0	1	3	3	181	0	0	0	0	0	0	1	1
17:45	0	0	0	0	0	0	0	0	161	17	1	2	5	0	3	189	0	0	0	0	0	0	0	0
18:00	0	0	0	0	0	0	0	0	163	15	0	1	3	2	6	190	0	0	0	0	0	0	0	0
18:15	0	0	0	0	0	0	0	0	150	12	1	2	1	3	2	171	0	0	0	0	0	0	0	0
18:30	0	0	0	0	0	0	0	0	124	12	0	0	4	2	5	147	0	0	0	0	0	0	0	0
18:45	0	0	0	0	0	0	0	0	131	14	0	1	1	0	3	150	0	0	0	0	0	0	0	0
Start Time	Rolling Hour								Rolling Hour								Rolling Hour							
	Cars	LGV	OGV1	OGV2	Buses	M/C	Cycle	Total	Cars	LGV	OGV1	OGV2	Buses	M/C	Cycle	Total	Cars	LGV	OGV1	OGV2	Buses	M/C	Cycle	Total
07:00	0	0	0	0	0	0	0	0	453	184	14	8	20	3	1	683	0	0	0	0	0	0	0	0
07:15	0	0	0	0	0	0	0	0	474	195	16	7	14	3	1	710	0	0	0	0	0	0	0	0
07:30	0	0	0	0	0	0	0	0	519	189	15	6	13	2	0	744	0	0	0	0	0	0	0	0
07:45	0	0	0	0	0	0	0	0	489	174	17	10	14	2	1	707	0	0	0	0	0	0	0	0
08:00	0	0	0	0	0	0	0	0	480	165	18	8	14	2	4	691	0	0	0	0	0	0	0	0
08:15	0	0	0	0	0	0	0	0	516	144	16	7	13	1	5	702	0	0	0	0	0	0	0	0
08:30	0	0	0	0	0	0	0	0	504	144	15	5	14	1	5	688	0	0	0	0	0	0	0	0
08:45	0	0	0	0	0	0	0	0	529	141	22	3	12	1	4	712	0	0	0	0	0	0	0	0
09:00	0	0	0	0	0	0	0	0	528	133	24	9	14	4	1	713	0	0	0	0	0	0	0	0
16:00	0	0	0	0	0	0	0	0	525	100	1	1	9	3	7	646	0	0	0	0	0	0	0	0
16:15	0	0	0	0	0	0	0	0	527	99	0	1	8	4	6	645	0	0	0	0	0	0	0	0
16:30	0	0	0	0	0	0	0	0	526	90	0	2	10	5	10	643	0	0	0	0	0	0	0	0
16:45	0	0	0	0	0	0	0	0	558	84	1	1	8	8	11	671	0	0	0	0	0	0	1	1
17:00	0	0	0	0	0	0	0	0	600	80	2	3	12	6	12	715	0	0	0	0	0	0	1	1
17:15	0	0	0	0	0	0	0	0	631	73	2	4	13	7	16	746	0	0	0	0	0	0	1	1
17:30	0	0	0	0	0	0	0	0	626	65	3	5	10	8	14	731	0	0	0	0	0	0	1	1
17:45	0	0	0	0	0	0	0	0	598	56	2	5	13	7	16	697	0	0	0	0	0	0	0	0
18:00	0	0	0	0	0	0	0	0	568	53	1	4	9	7	16	658	0	0	0	0	0	0	0	0

# Intelligent Data Collection Limited



Client: Mott McDonald  
 Project Number: ID06180  
 Junction Number: Site 15

Date of Survey: 07.12.2021  
 Junction Name: A1309 Milton Road / Cowley Park  
 Junction Type: T-Junction

Arm A: A1309 Milton Road (N)  
 Arm B: Cowley Park (E)

Arm C: A1309 Milton Road (S)

Time	A2 to A								A2 to C								A2 to B							
	Cars	LGV	OGV1	OGV2	Buses	M/C	Cycle	Total	Cars	LGV	OGV1	OGV2	Buses	M/C	Cycle	Total	Cars	LGV	OGV1	OGV2	Buses	M/C	Cycle	Total
07:00	0	0	0	0	0	0	0	0	0	0	0	0	0	0	0	0	3	2	0	0	0	0	0	5
07:15	0	0	0	0	0	0	0	0	0	0	0	0	0	0	0	0	12	0	0	0	0	0	0	12
07:30	0	0	0	0	0	0	0	0	0	0	0	0	0	0	0	0	6	2	0	0	0	0	0	8
07:45	0	0	0	0	0	0	0	0	0	0	0	0	0	0	0	0	7	0	0	0	0	0	0	7
08:00	0	0	0	0	0	0	0	0	0	0	0	0	0	0	0	0	12	3	0	0	0	0	0	15
08:15	0	0	0	0	0	0	0	0	0	0	0	0	0	0	0	0	40	3	0	0	0	0	0	43
08:30	0	0	0	0	0	0	0	0	0	0	0	0	0	0	0	0	30	0	0	0	0	0	0	30
08:45	0	0	0	0	0	0	0	0	0	0	0	0	0	0	0	0	34	1	0	0	0	0	0	35
09:00	0	0	0	0	0	0	0	0	0	0	0	0	0	0	0	0	32	0	0	0	0	0	0	32
09:15	0	0	0	0	0	0	0	0	0	0	0	0	0	0	0	0	22	0	0	0	0	0	0	22
09:30	0	0	0	0	0	0	0	0	0	0	0	0	0	0	0	0	16	1	0	0	0	0	0	17
09:45	0	0	0	0	0	0	0	0	0	0	0	0	0	0	0	0	10	2	0	0	0	0	0	12
16:00	0	0	0	0	0	0	0	0	0	0	0	0	0	0	0	0	0	0	0	0	0	0	0	0
16:15	0	0	0	0	0	0	0	0	0	0	0	0	0	0	0	0	1	1	0	0	0	0	0	2
16:30	0	0	0	0	0	0	0	0	0	0	0	0	0	0	0	0	2	0	0	0	0	0	0	2
16:45	0	0	0	0	0	0	0	0	0	0	0	0	0	0	0	0	1	0	0	0	0	0	1	2
17:00	0	0	0	0	0	0	0	0	0	0	0	0	0	0	0	0	3	1	0	0	0	0	0	4
17:15	0	0	0	0	0	0	0	0	0	0	0	0	0	0	0	0	2	0	0	0	0	0	0	2
17:30	0	0	0	0	0	0	0	0	0	0	0	0	0	0	0	0	2	0	0	0	0	0	1	3
17:45	0	0	0	0	0	0	0	0	0	0	0	0	0	0	0	0	4	0	0	0	0	0	0	4
18:00	0	0	0	0	0	0	0	0	0	0	0	0	0	0	0	0	1	0	0	0	0	0	1	2
18:15	0	0	0	0	0	0	0	0	0	0	0	0	0	0	0	0	2	0	0	0	0	0	1	3
18:30	0	0	0	0	0	0	0	0	0	0	0	0	0	0	0	0	4	0	0	0	0	0	0	4
18:45	0	0	0	0	0	0	0	0	0	0	0	0	0	0	0	0	1	0	0	0	0	0	0	1
<b>Start Time</b>	<b>Rolling Hour</b>								<b>Rolling Hour</b>								<b>Rolling Hour</b>							
	<b>Total</b>								<b>Total</b>								<b>Total</b>							
07:00	0	0	0	0	0	0	0	0	0	0	0	0	0	0	0	0	28	4	0	0	0	0	0	32
07:15	0	0	0	0	0	0	0	0	0	0	0	0	0	0	0	0	37	5	0	0	0	0	0	42
07:30	0	0	0	0	0	0	0	0	0	0	0	0	0	0	0	0	65	8	0	0	0	0	0	73
07:45	0	0	0	0	0	0	0	0	0	0	0	0	0	0	0	0	89	6	0	0	0	0	0	95
08:00	0	0	0	0	0	0	0	0	0	0	0	0	0	0	0	0	116	7	0	0	0	0	0	123
08:15	0	0	0	0	0	0	0	0	0	0	0	0	0	0	0	0	136	4	0	0	0	0	0	140
08:30	0	0	0	0	0	0	0	0	0	0	0	0	0	0	0	0	118	1	0	0	0	0	0	119
08:45	0	0	0	0	0	0	0	0	0	0	0	0	0	0	0	0	104	2	0	0	0	0	0	106
09:00	0	0	0	0	0	0	0	0	0	0	0	0	0	0	0	0	80	3	0	0	0	0	0	83
16:00	0	0	0	0	0	0	0	0	0	0	0	0	0	0	0	0	4	1	0	0	0	0	1	6
16:15	0	0	0	0	0	0	0	0	0	0	0	0	0	0	0	0	7	2	0	0	0	0	1	10
16:30	0	0	0	0	0	0	0	0	0	0	0	0	0	0	0	0	8	1	0	0	0	0	1	10
16:45	0	0	0	0	0	0	0	0	0	0	0	0	0	0	0	0	8	1	0	0	0	0	2	11
17:00	0	0	0	0	0	0	0	0	0	0	0	0	0	0	0	0	11	1	0	0	0	0	1	13
17:15	0	0	0	0	0	0	0	0	0	0	0	0	0	0	0	0	9	0	0	0	0	0	2	11
17:30	0	0	0	0	0	0	0	0	0	0	0	0	0	0	0	0	9	0	0	0	0	0	3	12
17:45	0	0	0	0	0	0	0	0	0	0	0	0	0	0	0	0	11	0	0	0	0	0	2	13
18:00	0	0	0	0	0	0	0	0	0	0	0	0	0	0	0	0	8	0	0	0	0	0	2	10



# Intelligent Data Collection Limited



Client: Mott McDonald  
 Project Number: ID06180  
 Junction Number: Site 15

Date of Survey: 07.12.2021  
 Junction Name: A1309 Milton Road / Cowley Park  
 Junction Type: T-Junction

Arm A: A1309 Milton Road (N)  
 Arm B: Cowley Park (E)

Arm C: A1309 Milton Road (S)

Time	B1 to B								B1 to A								B1 to C							
	Cars	LGV	OGV1	OGV2	Buses	M/C	Cycle	Total	Cars	LGV	OGV1	OGV2	Buses	M/C	Cycle	Total	Cars	LGV	OGV1	OGV2	Buses	M/C	Cycle	Total
07:00	0	0	0	0	0	0	0	0	2	0	0	0	0	0	0	2	0	1	0	0	0	0	0	1
07:15	0	0	0	0	0	0	0	0	1	0	0	0	0	0	0	1	1	0	0	0	0	0	0	1
07:30	0	0	0	0	0	0	0	0	1	0	0	0	0	0	0	1	1	0	0	0	0	0	0	1
07:45	0	0	0	0	0	0	0	0	1	1	2	0	0	0	0	4	1	0	0	0	0	0	0	1
08:00	0	0	0	0	0	0	0	0	1	0	0	0	0	0	0	1	0	1	0	0	0	0	0	1
08:15	0	0	0	0	0	0	0	0	1	1	0	0	0	0	0	2	2	1	0	0	0	0	0	3
08:30	0	0	0	0	0	0	0	0	1	0	0	0	0	0	0	1	1	0	0	0	0	0	0	1
08:45	0	0	0	0	0	0	0	0	4	0	0	0	0	0	0	4	2	0	0	0	0	0	0	2
09:00	0	0	0	0	0	0	0	0	2	1	0	0	0	0	0	3	2	0	0	0	0	0	0	2
09:15	0	0	0	0	0	0	0	0	1	1	0	0	0	0	0	2	1	2	0	0	0	0	0	3
09:30	0	0	0	0	0	0	0	0	3	0	0	0	0	0	0	3	3	0	0	0	0	0	0	3
09:45	0	0	0	0	0	0	0	0	2	1	0	0	0	0	0	3	1	2	0	0	0	0	0	3
16:00	0	0	0	0	0	0	0	0	9	0	0	0	0	0	0	9	5	0	0	0	0	0	0	5
16:15	0	0	0	0	0	0	0	0	15	1	0	0	0	0	0	16	2	0	0	0	0	0	1	3
16:30	0	0	0	0	0	0	0	0	11	2	0	0	0	0	0	13	2	0	0	0	0	0	0	2
16:45	0	0	0	0	0	0	0	0	12	1	0	0	0	0	0	13	5	0	0	0	0	0	0	5
17:00	0	0	0	0	0	0	0	0	26	0	0	0	0	0	0	26	4	0	0	0	0	0	2	6
17:15	0	0	0	0	0	0	0	0	23	0	0	0	0	0	0	23	11	0	0	0	0	0	0	11
17:30	0	0	0	0	0	0	0	0	13	0	0	0	0	0	0	13	0	0	0	0	0	0	3	3
17:45	0	0	0	0	0	0	0	0	18	0	0	0	0	0	0	18	7	0	0	0	0	0	4	11
18:00	0	0	0	0	0	0	0	0	17	0	0	0	0	0	0	17	8	0	0	0	0	0	1	9
18:15	0	0	0	0	0	0	0	0	14	0	0	0	0	0	0	14	3	1	0	0	0	0	1	5
18:30	0	0	0	0	0	0	0	0	3	0	0	0	0	0	0	3	4	0	0	0	0	0	3	7
18:45	0	0	0	0	0	0	0	0	11	0	0	0	0	0	0	11	5	0	0	0	0	0	0	5
Start Time	Rolling Hour								Rolling Hour								Rolling Hour							
	Cars	LGV	OGV1	OGV2	Buses	M/C	Cycle	Total	Cars	LGV	OGV1	OGV2	Buses	M/C	Cycle	Total	Cars	LGV	OGV1	OGV2	Buses	M/C	Cycle	Total
07:00	0	0	0	0	0	0	0	0	5	1	2	0	0	0	0	8	3	1	0	0	0	0	0	4
07:15	0	0	0	0	0	0	0	0	4	1	2	0	0	0	0	7	3	1	0	0	0	0	0	4
07:30	0	0	0	0	0	0	0	0	4	2	2	0	0	0	0	8	4	2	0	0	0	0	0	6
07:45	0	0	0	0	0	0	0	0	4	2	2	0	0	0	0	8	4	2	0	0	0	0	0	6
08:00	0	0	0	0	0	0	0	0	7	1	0	0	0	0	0	8	5	2	0	0	0	0	0	7
08:15	0	0	0	0	0	0	0	0	8	2	0	0	0	0	0	10	7	1	0	0	0	0	0	8
08:30	0	0	0	0	0	0	0	0	8	2	0	0	0	0	0	10	6	2	0	0	0	0	0	8
08:45	0	0	0	0	0	0	0	0	10	2	0	0	0	0	0	12	8	2	0	0	0	0	0	10
09:00	0	0	0	0	0	0	0	0	8	3	0	0	0	0	0	11	7	4	0	0	0	0	0	11
16:00	0	0	0	0	0	0	0	0	47	4	0	0	0	0	0	51	14	0	0	0	0	0	1	15
16:15	0	0	0	0	0	0	0	0	64	4	0	0	0	0	0	68	13	0	0	0	0	0	3	16
16:30	0	0	0	0	0	0	0	0	72	3	0	0	0	0	0	75	22	0	0	0	0	0	2	24
16:45	0	0	0	0	0	0	0	0	74	1	0	0	0	0	0	75	20	0	0	0	0	0	5	25
17:00	0	0	0	0	0	0	0	0	80	0	0	0	0	0	0	80	22	0	0	0	0	0	9	31
17:15	0	0	0	0	0	0	0	0	71	0	0	0	0	0	0	71	26	0	0	0	0	0	8	34
17:30	0	0	0	0	0	0	0	0	62	0	0	0	0	0	0	62	18	1	0	0	0	0	9	28
17:45	0	0	0	0	0	0	0	0	52	0	0	0	0	0	0	52	22	1	0	0	0	0	9	32
18:00	0	0	0	0	0	0	0	0	45	0	0	0	0	0	0	45	20	1	0	0	0	0	5	26

# Intelligent Data Collection Limited



Client: Mott McDonald  
 Project Number: ID06180  
 Junction Number: Site 15

Date of Survey: 07.12.2021  
 Junction Name: A1309 Milton Road / Cowley Park  
 Junction Type: T-Junction

Arm A: A1309 Milton Road (N)  
 Arm B: Cowley Park (E)

Arm C: A1309 Milton Road (S)

Time	C1 to C								C1 to B								C1 to A							
	Cars	LGV	OGV1	OGV2	Buses	M/C	Cycle	Total	Cars	LGV	OGV1	OGV2	Buses	M/C	Cycle	Total	Cars	LGV	OGV1	OGV2	Buses	M/C	Cycle	Total
07:00	0	0	0	0	0	0	0	0	0	0	0	0	0	0	0	0	0	0	0	0	0	0	2	2
07:15	0	0	0	0	0	0	0	3	0	1	0	0	0	0	0	4	0	0	0	0	0	0	0	0
07:30	0	0	0	0	0	0	0	1	0	0	0	0	0	0	1	0	0	0	0	0	0	0	1	1
07:45	0	0	0	0	0	0	0	0	0	1	0	0	0	0	1	0	0	0	0	0	0	0	0	0
08:00	0	0	0	0	0	0	0	2	0	0	0	0	0	0	1	3	0	0	0	0	0	0	0	0
08:15	0	0	0	0	0	0	0	3	0	0	0	0	0	0	3	0	0	0	0	0	0	0	0	0
08:30	0	0	0	0	0	0	0	7	0	0	0	0	0	0	5	12	0	0	0	0	0	0	2	2
08:45	0	0	0	0	0	0	0	8	2	0	0	0	0	0	6	16	0	0	0	0	0	0	1	1
09:00	0	0	0	0	0	0	0	3	0	0	0	0	0	0	5	8	0	0	0	0	0	0	1	1
09:15	0	0	0	0	0	0	0	9	1	0	0	0	0	0	10	0	0	0	0	0	0	0	0	0
09:30	0	0	0	0	0	0	0	3	0	0	0	0	0	0	3	6	0	0	0	0	0	0	0	0
09:45	0	0	0	0	0	0	0	4	0	0	0	0	0	0	2	6	0	0	0	0	0	0	0	0
16:00	0	0	0	0	0	0	0	1	0	0	0	0	0	0	1	0	0	0	0	0	0	0	0	0
16:15	0	0	0	0	0	0	0	0	0	0	0	0	0	1	1	0	0	0	0	0	0	0	0	0
16:30	0	0	0	0	0	0	0	1	0	0	0	0	0	0	1	0	0	0	0	0	0	0	0	0
16:45	0	0	0	0	0	0	0	1	0	0	0	0	0	0	1	0	0	0	0	0	0	0	0	0
17:00	0	0	0	0	0	0	0	0	0	0	0	0	0	0	0	0	0	0	0	0	0	0	1	1
17:15	0	0	0	0	0	0	0	0	0	0	0	0	0	0	0	0	0	0	0	0	0	0	0	0
17:30	0	0	0	0	0	0	0	1	0	0	0	0	0	0	1	0	0	0	0	0	0	0	0	0
17:45	0	0	0	0	0	0	0	4	0	0	0	0	0	0	4	0	0	0	0	0	0	0	1	1
18:00	0	0	0	0	0	0	0	0	0	0	0	0	0	0	0	0	0	0	0	0	0	0	0	0
18:15	0	0	0	0	0	0	0	2	0	0	0	0	0	0	2	0	0	0	0	0	0	0	0	0
18:30	0	0	0	0	0	0	0	0	0	0	0	0	0	0	0	0	0	0	0	0	0	0	0	0
18:45	0	0	0	0	0	0	0	0	0	0	0	0	0	0	0	0	0	0	0	0	0	0	0	0
Start Time	Rolling Hour								Rolling Hour								Rolling Hour							
	Cars	LGV	OGV1	OGV2	Buses	M/C	Cycle	Total	Cars	LGV	OGV1	OGV2	Buses	M/C	Cycle	Total	Cars	LGV	OGV1	OGV2	Buses	M/C	Cycle	Total
07:00	0	0	0	0	0	0	0	0	4	0	2	0	0	0	0	6	0	0	0	0	0	0	3	3
07:15	0	0	0	0	0	0	0	0	6	0	2	0	0	0	1	9	0	0	0	0	0	0	1	1
07:30	0	0	0	0	0	0	0	0	6	0	1	0	0	0	1	8	0	0	0	0	0	0	1	1
07:45	0	0	0	0	0	0	0	0	12	0	1	0	0	0	6	19	0	0	0	0	0	0	2	2
08:00	0	0	0	0	0	0	0	0	20	2	0	0	0	0	12	34	0	0	0	0	0	0	3	3
08:15	0	0	0	0	0	0	0	0	21	2	0	0	0	0	16	39	0	0	0	0	0	0	4	4
08:30	0	0	0	0	0	0	0	0	27	3	0	0	0	0	16	46	0	0	0	0	0	0	4	4
08:45	0	0	0	0	0	0	0	0	23	3	0	0	0	0	14	40	0	0	0	0	0	0	2	2
09:00	0	0	0	0	0	0	0	0	19	1	0	0	0	0	10	30	0	0	0	0	0	0	1	1
16:00	0	0	0	0	0	0	0	0	3	0	0	0	0	0	1	4	0	0	0	0	0	0	0	0
16:15	0	0	0	0	0	0	0	0	2	0	0	0	0	0	1	3	0	0	0	0	0	0	1	1
16:30	0	0	0	0	0	0	0	0	2	0	0	0	0	0	0	2	0	0	0	0	0	0	1	1
16:45	0	0	0	0	0	0	0	0	2	0	0	0	0	0	0	2	0	0	0	0	0	0	1	1
17:00	0	0	0	0	0	0	0	0	5	0	0	0	0	0	0	5	0	0	0	0	0	0	2	2
17:15	0	0	0	0	0	0	0	0	5	0	0	0	0	0	0	5	0	0	0	0	0	0	1	1
17:30	0	0	0	0	0	0	0	0	7	0	0	0	0	0	0	7	0	0	0	0	0	0	1	1
17:45	0	0	0	0	0	0	0	0	6	0	0	0	0	0	0	6	0	0	0	0	0	0	1	1
18:00	0	0	0	0	0	0	0	0	2	0	0	0	0	0	0	2	0	0	0	0	0	0	0	0

# Intelligent Data Collection Limited

Client: Mott McDonald  
 Project Number: ID06180  
 Junction Number: Site 15

Date of Survey: 07.12.2021  
 Junction Name: A1309 Milton Road / Cowley Park  
 Junction Type: T-Junction

Arm A: A1309 Milton Road (N)  
 Arm B: Cowley Park (E)

Arm C: A1309 Milton Road (S)



Time	C2 to C							C2 to B							C2 to A									
	Cars	LGV	OGV1	OGV2	Buses	M/C	Cycle	Total	Cars	LGV	OGV1	OGV2	Buses	M/C	Cycle	Total	Cars	LGV	OGV1	OGV2	Buses	M/C	Cycle	Total
07:00	0	0	0	0	0	0	0	0	0	0	0	0	0	0	0	0	41	12	0	0	0	0	0	53
07:15	0	0	0	0	0	0	0	0	0	0	0	0	0	0	0	0	45	19	1	0	1	2	0	68
07:30	0	0	0	0	0	0	0	0	0	0	0	0	0	0	0	0	37	21	5	2	2	0	0	67
07:45	0	0	0	0	0	0	0	0	0	0	0	0	0	0	0	0	60	17	3	1	1	0	3	85
08:00	0	0	0	0	0	0	0	0	0	0	0	0	0	0	0	0	75	32	3	0	0	2	0	112
08:15	0	0	0	0	0	0	0	0	0	0	0	0	0	0	0	0	81	21	2	0	3	0	3	110
08:30	0	0	0	0	0	0	0	0	0	0	0	0	0	0	0	0	75	17	3	0	2	0	4	101
08:45	0	0	0	0	0	0	0	0	0	0	0	0	0	0	0	0	73	17	4	0	0	0	3	97
09:00	0	0	0	0	0	0	0	0	0	0	0	0	0	0	0	0	91	21	5	1	2	0	5	125
09:15	0	0	0	0	0	0	0	0	0	0	0	0	0	0	0	0	65	20	4	1	4	0	0	94
09:30	0	0	0	0	0	0	0	0	0	0	0	0	0	0	0	0	66	28	2	0	2	0	1	99
09:45	0	0	0	0	0	0	0	0	0	0	0	0	0	0	0	0	67	20	1	1	2	1	1	93
16:00	0	0	0	0	0	0	0	0	0	0	0	0	0	0	0	0	76	25	1	1	0	0	0	103
16:15	0	0	0	0	0	0	0	0	0	0	0	0	0	0	0	0	76	12	0	0	2	1	0	91
16:30	0	0	0	0	0	0	0	0	0	0	0	0	0	0	0	0	94	18	3	0	1	0	0	116
16:45	0	0	0	0	0	0	0	0	0	0	0	0	0	0	0	0	69	18	2	0	1	3	0	93
17:00	0	0	0	0	0	0	0	0	0	0	0	0	0	0	0	0	95	11	1	0	1	1	0	109
17:15	0	0	0	0	0	0	0	0	0	0	0	0	0	0	0	0	80	13	0	0	2	1	1	97
17:30	0	0	0	0	0	0	0	0	0	0	0	0	0	0	0	0	65	15	0	0	1	1	1	83
17:45	0	0	0	0	0	0	0	0	0	0	0	0	0	0	0	0	51	6	0	0	1	0	0	58
18:00	0	0	0	0	0	0	0	0	0	0	0	0	0	0	0	0	60	4	1	0	1	0	1	67
18:15	0	0	0	0	0	0	0	0	0	0	0	0	0	0	0	0	55	6	1	0	3	0	0	65
18:30	0	0	0	0	0	0	0	0	0	0	0	0	0	0	0	0	68	6	0	1	3	3	0	81
18:45	0	0	0	0	0	0	0	0	0	0	0	0	0	0	0	0	50	5	0	0	4	1	1	61
Start Time	Rolling Hour							Total	Rolling Hour							Total	Rolling Hour							Total
07:00	0	0	0	0	0	0	0	0	0	0	0	0	0	0	0	0	183	69	9	3	4	2	3	273
07:15	0	0	0	0	0	0	0	0	0	0	0	0	0	0	0	0	217	89	12	3	4	4	3	332
07:30	0	0	0	0	0	0	0	0	0	0	0	0	0	0	0	0	253	91	13	3	6	2	6	374
07:45	0	0	0	0	0	0	0	0	0	0	0	0	0	0	0	0	291	87	11	1	6	2	10	408
08:00	0	0	0	0	0	0	0	0	0	0	0	0	0	0	0	0	304	87	12	0	5	2	10	420
08:15	0	0	0	0	0	0	0	0	0	0	0	0	0	0	0	0	320	76	14	1	7	0	15	433
08:30	0	0	0	0	0	0	0	0	0	0	0	0	0	0	0	0	304	75	16	2	8	0	12	417
08:45	0	0	0	0	0	0	0	0	0	0	0	0	0	0	0	0	295	86	15	2	8	0	9	415
09:00	0	0	0	0	0	0	0	0	0	0	0	0	0	0	0	0	289	89	12	3	10	1	7	411
16:00	0	0	0	0	0	0	0	0	0	0	0	0	0	0	0	0	315	73	6	1	4	4	0	403
16:15	0	0	0	0	0	0	0	0	0	0	0	0	0	0	0	0	334	59	6	0	5	5	0	409
16:30	0	0	0	0	0	0	0	0	0	0	0	0	0	0	0	0	338	60	6	0	5	5	1	415
16:45	0	0	0	0	0	0	0	0	0	0	0	0	0	0	0	0	309	57	3	0	5	6	2	382
17:00	0	0	0	0	0	0	0	0	0	0	0	0	0	0	0	0	291	45	1	0	5	3	2	347
17:15	0	0	0	0	0	0	0	0	0	0	0	0	0	0	0	0	256	38	1	0	5	2	3	305
17:30	0	0	0	0	0	0	0	0	0	0	0	0	0	0	0	0	231	31	2	0	6	1	2	273
17:45	0	0	0	0	0	0	0	0	0	0	0	0	0	0	0	0	234	22	2	1	8	3	1	271
18:00	0	0	0	0	0	0	0	0	0	0	0	0	0	0	0	0	233	21	2	1	11	4	2	274

# Intelligent Data Collection Limited



Client: Mott McDonald  
 Project Number: ID06180  
 Junction Number: Site 15

Date of Survey: 07.12.2021  
 Junction Name: A1309 Milton Road / Cowley Park  
 Junction Type: T-Junction

Arm A: A1309 Milton Road (N)  
 Arm B: Cowley Park (E)

Arm C: A1309 Milton Road (S)

Time	C3 to C								C3 to B								C3 to A							
	Cars	LGV	OGV1	OGV2	Buses	M/C	Cycle	Total	Cars	LGV	OGV1	OGV2	Buses	M/C	Cycle	Total	Cars	LGV	OGV1	OGV2	Buses	M/C	Cycle	Total
07:00	0	0	0	0	0	0	0	0	0	0	0	0	0	0	0	0	30	5	1	1	1	0	3	41
07:15	0	0	0	0	0	0	0	0	0	0	0	0	0	0	0	0	44	18	1	3	1	0	0	67
07:30	0	0	0	0	0	0	0	0	0	0	0	0	0	0	0	0	55	22	3	3	1	3	0	87
07:45	0	0	0	0	0	0	0	0	0	0	0	0	0	0	0	0	93	21	4	1	3	0	2	124
08:00	0	0	0	0	0	0	0	0	0	0	0	0	0	0	0	0	89	18	3	5	4	0	5	124
08:15	0	0	0	0	0	0	0	0	0	0	0	0	0	0	0	0	80	12	0	2	2	1	1	98
08:30	0	0	0	0	0	0	0	0	0	0	0	0	0	0	0	0	87	11	1	0	2	0	0	101
08:45	0	0	0	0	0	0	0	0	0	0	0	0	0	0	0	0	71	16	4	2	0	0	11	104
09:00	0	0	0	0	0	0	0	0	0	0	0	0	0	0	0	0	70	17	3	3	2	0	10	105
09:15	0	0	0	0	0	0	0	0	0	0	0	0	0	0	0	0	76	19	2	3	4	1	2	107
09:30	0	0	0	0	0	0	0	0	0	0	0	0	0	0	0	0	49	12	2	1	1	0	1	66
09:45	0	0	0	0	0	0	0	0	0	0	0	0	0	0	0	0	38	10	3	1	1	1	1	55
16:00	0	0	0	0	0	0	0	0	0	0	0	0	0	0	0	0	81	12	1	2	2	0	1	99
16:15	0	0	0	0	0	0	0	0	0	0	0	0	0	0	0	0	61	19	0	0	2	0	0	82
16:30	0	0	0	0	0	0	0	0	0	0	0	0	0	0	0	0	67	13	1	0	2	0	0	83
16:45	0	0	0	0	0	0	0	0	0	0	0	0	0	0	0	0	57	19	1	1	1	0	0	79
17:00	0	0	0	0	0	0	0	0	0	0	0	0	0	0	0	0	68	17	1	0	2	1	0	89
17:15	0	0	0	0	0	0	0	0	0	0	0	0	0	0	0	0	70	6	0	0	1	0	2	79
17:30	0	0	0	0	0	0	0	0	0	0	0	0	0	0	0	0	54	5	0	0	1	1	1	62
17:45	0	0	0	0	0	0	0	0	0	0	0	0	0	0	0	0	57	5	0	0	2	1	0	65
18:00	0	0	0	0	0	0	0	0	0	0	0	0	0	0	0	0	67	2	0	0	1	0	0	70
18:15	0	0	0	0	0	0	0	0	0	0	0	0	0	0	0	0	68	3	0	0	2	0	0	73
18:30	0	0	0	0	0	0	0	0	0	0	0	0	0	0	0	0	54	3	0	0	2	2	0	61
18:45	0	0	0	0	0	0	0	0	0	0	0	0	0	0	0	0	35	4	0	0	0	0	0	39
Start Time	Rolling Hour							Total	Rolling Hour							Total	Rolling Hour							Total
07:00	0	0	0	0	0	0	0	0	0	0	0	0	0	0	0	0	222	66	9	8	6	3	5	319
07:15	0	0	0	0	0	0	0	0	0	0	0	0	0	0	0	0	281	79	11	12	9	3	7	402
07:30	0	0	0	0	0	0	0	0	0	0	0	0	0	0	0	0	317	73	10	11	10	4	8	433
07:45	0	0	0	0	0	0	0	0	0	0	0	0	0	0	0	0	349	62	8	8	11	1	8	447
08:00	0	0	0	0	0	0	0	0	0	0	0	0	0	0	0	0	327	57	8	9	8	1	17	427
08:15	0	0	0	0	0	0	0	0	0	0	0	0	0	0	0	0	308	56	8	7	6	1	22	408
08:30	0	0	0	0	0	0	0	0	0	0	0	0	0	0	0	0	304	63	10	8	8	1	23	417
08:45	0	0	0	0	0	0	0	0	0	0	0	0	0	0	0	0	266	64	11	9	7	1	24	382
09:00	0	0	0	0	0	0	0	0	0	0	0	0	0	0	0	0	233	58	10	8	8	2	14	333
16:00	0	0	0	0	0	0	0	0	0	0	0	0	0	0	0	0	266	63	3	3	7	0	1	343
16:15	0	0	0	0	0	0	0	0	0	0	0	0	0	0	0	0	253	68	3	1	7	1	0	333
16:30	0	0	0	0	0	0	0	0	0	0	0	0	0	0	0	0	262	55	3	1	6	1	2	330
16:45	0	0	0	0	0	0	0	0	0	0	0	0	0	0	0	0	249	47	2	1	5	2	3	309
17:00	0	0	0	0	0	0	0	0	0	0	0	0	0	0	0	0	249	33	1	0	6	3	3	295
17:15	0	0	0	0	0	0	0	0	0	0	0	0	0	0	0	0	248	18	0	0	5	2	3	276
17:30	0	0	0	0	0	0	0	0	0	0	0	0	0	0	0	0	246	15	0	0	6	2	1	270
17:45	0	0	0	0	0	0	0	0	0	0	0	0	0	0	0	0	246	13	0	0	7	3	0	269
18:00	0	0	0	0	0	0	0	0	0	0	0	0	0	0	0	0	224	12	0	0	5	2	0	243

# Intelligent Data Collection Limited



**Client:** Mott McDonald      **Date of Survey:** 07.12.2021  
**Project Number:** ID06180      **Junction Name:** A1309 Milton Road / Cowley Park  
**Junction Number:** Site 15      **Junction Type:** T-Junction

Time	Arm A Approach								Arm A Exit									
	Cars	LGV	OGV1	OGV2	Buses	M/C	Cycle	Total	Cars	LGV	OGV1	OGV2	Buses	M/C	Cycle	Total		
07:00	92	44	3	3	10	1	0	153	73	17	1	1	1	0	5	98		
07:15	106	45	6	3	4	1	1	166	90	37	2	3	2	2	0	136		
07:30	150	54	2	0	4	1	0	211	93	43	8	5	3	3	1	156		
07:45	133	45	3	2	2	0	0	185	154	39	9	2	4	0	5	213		
08:00	122	56	5	2	4	1	0	190	165	50	6	5	4	2	5	237		
08:15	179	42	5	2	3	0	0	231	162	34	2	2	5	1	4	210		
08:30	144	37	4	4	5	1	1	196	163	28	4	0	4	0	6	205		
08:45	151	37	4	0	2	0	3	197	148	33	8	2	0	0	15	206		
09:00	178	32	3	1	3	0	1	218	163	39	8	4	4	0	16	234		
09:15	149	39	4	0	4	0	0	196	142	40	6	4	8	1	2	203		
09:30	155	35	11	2	3	1	0	207	118	40	4	1	3	0	2	168		
09:45	126	30	6	6	4	3	0	175	107	31	4	2	3	2	2	151		
16:00	130	23	1	0	3	0	3	160	166	37	2	3	2	0	1	211		
16:15	157	30	0	0	2	1	0	190	152	32	0	0	4	1	0	189		
16:30	122	27	0	1	3	0	2	155	172	33	4	0	3	0	0	212		
16:45	120	21	0	0	1	2	3	147	138	38	3	1	2	3	0	185		
17:00	135	23	0	0	2	1	2	163	189	28	2	0	3	2	1	225		
17:15	157	20	0	1	4	2	4	188	173	19	0	0	3	1	3	199		
17:30	154	21	1	0	1	3	5	185	132	20	0	0	2	2	2	158		
17:45	165	17	1	2	5	0	3	193	126	11	0	0	3	1	1	142		
18:00	164	15	0	1	3	2	7	192	144	6	1	0	2	0	1	154		
18:15	152	12	1	2	1	3	3	174	137	9	1	0	5	0	0	152		
18:30	128	12	0	0	4	2	5	151	125	9	0	1	5	5	0	145		
18:45	132	14	0	1	1	0	3	151	96	9	0	0	4	1	1	111		
Start Time	Rolling Hour								Total	Rolling Hour								Total
07:00	481	188	14	8	20	3	1	715	410	136	20	11	10	5	11	603		
07:15	511	200	16	7	14	3	1	752	502	169	25	15	13	7	11	742		
07:30	584	197	15	6	13	2	0	817	574	166	25	14	16	6	15	816		
07:45	578	180	17	10	14	2	1	802	644	151	21	9	17	3	20	865		
08:00	596	172	18	8	14	2	4	814	638	145	20	9	13	3	30	858		
08:15	652	148	16	7	13	1	5	842	636	134	22	8	13	1	41	855		
08:30	622	145	15	5	14	1	5	807	616	140	26	10	16	1	39	848		
08:45	633	143	22	3	12	1	4	818	571	152	26	11	15	1	35	811		
09:00	608	136	24	9	14	4	1	796	530	150	22	11	18	3	22	756		
16:00	529	101	1	1	9	3	8	652	628	140	9	4	11	4	1	797		
16:15	534	101	0	1	8	4	7	655	651	131	9	1	12	6	1	811		
16:30	534	91	0	2	10	5	11	653	672	118	9	1	11	6	4	821		
16:45	566	85	1	1	8	8	14	683	632	105	5	1	10	8	6	767		
17:00	611	81	2	3	12	6	14	729	620	78	2	0	11	6	7	724		
17:15	640	73	2	4	13	7	19	758	575	56	1	0	10	4	7	653		
17:30	635	65	3	5	10	8	18	744	539	46	2	0	12	3	4	606		
17:45	609	56	2	5	13	7	18	710	532	35	2	1	15	6	2	593		
18:00	576	53	1	4	9	7	18	668	502	33	2	1	16	6	2	562		

# Intelligent Data Collection Limited



**Client:** Mott McDonald      **Date of Survey:** 07.12.2021  
**Project Number:** ID06180      **Junction Name:** A1309 Milton Road / Cowley Park  
**Junction Number:** Site 15      **Junction Type:** T-Junction

Time	Arm B Approach								Arm B Exit									
	Cars	LGV	OGV1	OGV2	Buses	M/C	Cycle	Total	Cars	LGV	OGV1	OGV2	Buses	M/C	Cycle	Total		
07:00	2	1	0	0	0	0	0	3	3	2	0	0	0	0	0	5		
07:15	2	0	0	0	0	0	0	2	15	0	1	0	0	0	0	16		
07:30	2	0	0	0	0	0	0	2	7	2	0	0	0	0	0	9		
07:45	2	1	2	0	0	0	0	5	7	0	1	0	0	0	0	8		
08:00	1	1	0	0	0	0	0	2	14	3	0	0	0	0	1	18		
08:15	3	2	0	0	0	0	0	5	43	3	0	0	0	0	0	46		
08:30	2	0	0	0	0	0	0	2	37	0	0	0	0	0	5	42		
08:45	6	0	0	0	0	0	0	6	42	3	0	0	0	0	6	51		
09:00	4	1	0	0	0	0	0	5	35	0	0	0	0	0	5	40		
09:15	2	3	0	0	0	0	0	5	31	1	0	0	0	0	0	32		
09:30	6	0	0	0	0	0	0	6	19	1	0	0	0	0	3	23		
09:45	3	3	0	0	0	0	0	6	14	2	0	0	0	0	2	18		
16:00	14	0	0	0	0	0	0	14	1	0	0	0	0	0	0	1		
16:15	17	1	0	0	0	0	1	19	1	1	0	0	0	0	1	3		
16:30	13	2	0	0	0	0	0	15	3	0	0	0	0	0	0	3		
16:45	17	1	0	0	0	0	0	18	2	0	0	0	0	0	1	3		
17:00	30	0	0	0	0	0	2	32	3	1	0	0	0	0	0	4		
17:15	34	0	0	0	0	0	0	34	2	0	0	0	0	0	0	2		
17:30	13	0	0	0	0	0	3	16	3	0	0	0	0	0	2	5		
17:45	25	0	0	0	0	0	4	29	8	0	0	0	0	0	0	8		
18:00	25	0	0	0	0	0	1	26	1	0	0	0	0	0	1	2		
18:15	17	1	0	0	0	0	1	19	4	0	0	0	0	0	1	5		
18:30	7	0	0	0	0	0	3	10	4	0	0	0	0	0	0	4		
18:45	16	0	0	0	0	0	0	16	1	0	0	0	0	0	0	1		
Start Time	Rolling Hour								Total	Rolling Hour								Total
07:00	8	2	2	0	0	0	0	12	32	4	2	0	0	0	0	38		
07:15	7	2	2	0	0	0	0	11	43	5	2	0	0	0	1	51		
07:30	8	4	2	0	0	0	0	14	71	8	1	0	0	0	1	81		
07:45	8	4	2	0	0	0	0	14	101	6	1	0	0	0	6	114		
08:00	12	3	0	0	0	0	0	15	136	9	0	0	0	0	12	157		
08:15	15	3	0	0	0	0	0	18	157	6	0	0	0	0	16	179		
08:30	14	4	0	0	0	0	0	18	145	4	0	0	0	0	16	165		
08:45	18	4	0	0	0	0	0	22	127	5	0	0	0	0	14	146		
09:00	15	7	0	0	0	0	0	22	99	4	0	0	0	0	10	113		
16:00	61	4	0	0	0	0	1	66	7	1	0	0	0	0	2	10		
16:15	77	4	0	0	0	0	3	84	9	2	0	0	0	0	2	13		
16:30	94	3	0	0	0	0	2	99	10	1	0	0	0	0	1	12		
16:45	94	1	0	0	0	0	5	100	10	1	0	0	0	0	3	14		
17:00	102	0	0	0	0	0	9	111	16	1	0	0	0	0	2	19		
17:15	97	0	0	0	0	0	8	105	14	0	0	0	0	0	3	17		
17:30	80	1	0	0	0	0	9	90	16	0	0	0	0	0	4	20		
17:45	74	1	0	0	0	0	9	84	17	0	0	0	0	0	2	19		
18:00	65	1	0	0	0	0	5	71	10	0	0	0	0	0	2	12		

# Intelligent Data Collection Limited



**Client:** Mott McDonald      **Date of Survey:** 07.12.2021  
**Project Number:** ID06180      **Junction Name:** A1309 Milton Road / Cowley Park  
**Junction Number:** Site 15      **Junction Type:** T-Junction

Time	Arm C Approach								Arm C Exit									
	Cars	LGV	OGV1	OGV2	Buses	M/C	Cycle	Total	Cars	LGV	OGV1	OGV2	Buses	M/C	Cycle	Total		
07:00	71	17	1	1	1	0	5	96	89	43	3	3	10	1	0	149		
07:15	92	37	3	3	2	2	0	139	95	45	6	3	4	1	1	155		
07:30	93	43	8	5	3	3	1	156	145	52	2	0	4	1	0	204		
07:45	153	38	8	2	4	0	5	210	127	45	3	2	2	0	0	179		
08:00	166	50	6	5	4	2	6	239	110	54	5	2	4	1	0	176		
08:15	164	33	2	2	5	1	4	211	141	40	5	2	3	0	0	191		
08:30	169	28	4	0	4	0	11	216	115	37	4	4	5	1	1	167		
08:45	152	35	8	2	0	0	21	218	119	36	4	0	2	0	3	164		
09:00	164	38	8	4	4	0	21	239	148	32	3	1	3	0	1	188		
09:15	150	40	6	4	8	1	2	211	128	41	4	0	4	0	0	177		
09:30	118	40	4	1	3	0	5	171	142	34	11	2	3	1	0	193		
09:45	109	30	4	2	3	2	4	154	117	30	6	6	4	3	0	166		
16:00	158	37	2	3	2	0	1	203	135	23	1	0	3	0	3	165		
16:15	137	31	0	0	4	1	1	174	158	29	0	0	2	1	1	191		
16:30	162	31	4	0	3	0	0	200	122	27	0	1	3	0	2	155		
16:45	127	37	3	1	2	3	0	173	124	21	0	0	1	2	2	150		
17:00	163	28	2	0	3	2	1	199	136	22	0	0	2	1	4	165		
17:15	150	19	0	0	3	1	3	176	166	20	0	1	4	2	4	197		
17:30	120	20	0	0	2	2	2	146	152	21	1	0	1	3	6	184		
17:45	112	11	0	0	3	1	1	128	168	17	1	2	5	0	7	200		
18:00	127	6	1	0	2	0	1	137	171	15	0	1	3	2	7	199		
18:15	125	9	1	0	5	0	0	140	153	13	1	2	1	3	3	176		
18:30	122	9	0	1	5	5	0	142	128	12	0	0	4	2	8	154		
18:45	85	9	0	0	4	1	1	100	136	14	0	1	1	0	3	155		
Start Time	Rolling Hour								Total	Rolling Hour								Total
07:00	409	135	20	11	10	5	11	601	456	185	14	8	20	3	1	687		
07:15	504	168	25	15	13	7	12	744	477	196	16	7	14	3	1	714		
07:30	576	164	24	14	16	6	16	816	523	191	15	6	13	2	0	750		
07:45	652	149	20	9	17	3	26	876	493	176	17	10	14	2	1	713		
08:00	651	146	20	9	13	3	42	884	485	167	18	8	14	2	4	698		
08:15	649	134	22	8	13	1	57	884	523	145	16	7	13	1	5	710		
08:30	635	141	26	10	16	1	55	884	510	146	15	5	14	1	5	696		
08:45	584	153	26	11	15	1	49	839	537	143	22	3	12	1	4	722		
09:00	541	148	22	11	18	3	32	775	535	137	24	9	14	4	1	724		
16:00	584	136	9	4	11	4	2	750	539	100	1	1	9	3	8	661		
16:15	589	127	9	1	12	6	2	746	540	99	0	1	8	4	9	661		
16:30	602	115	9	1	11	6	4	748	548	90	0	2	10	5	12	667		
16:45	560	104	5	1	10	8	6	694	578	84	1	1	8	8	16	696		
17:00	545	78	2	0	11	6	7	649	622	80	2	3	12	6	21	746		
17:15	509	56	1	0	10	4	7	587	657	73	2	4	13	7	24	780		
17:30	484	46	2	0	12	3	4	551	644	66	3	5	10	8	23	759		
17:45	486	35	2	1	15	6	2	547	620	57	2	5	13	7	25	729		
18:00	459	33	2	1	16	6	2	519	588	54	1	4	9	7	21	684		

# Intelligent Data Collection Limited



**Client:** Mott McDonald      **Date of Survey:** 07.12.2021  
**Project Number:** ID06180      **Junction Name:** A1309 Milton Road / Cowley Park  
**Junction Number:** Site 15      **Junction Type:** T-Junction

Total Junction Flow								
Time	Cars	LGV	OGV1	OGV2	Buses	M/C	Cycle	Total
07:00	165	62	4	4	11	1	5	252
07:15	200	82	9	6	6	3	1	307
07:30	245	97	10	5	7	4	1	369
07:45	288	84	13	4	6	0	5	400
08:00	289	107	11	7	8	3	6	431
08:15	346	77	7	4	8	1	4	447
08:30	315	65	8	4	9	1	12	414
08:45	309	72	12	2	2	0	24	421
09:00	346	71	11	5	7	0	22	462
09:15	301	82	10	4	12	1	2	412
09:30	279	75	15	3	6	1	5	384
09:45	238	63	10	8	7	5	4	335
16:00	302	60	3	3	5	0	4	377
16:15	311	62	0	0	6	2	2	383
16:30	297	60	4	1	6	0	2	370
16:45	264	59	3	1	3	5	3	338
17:00	328	51	2	0	5	3	5	394
17:15	341	39	0	1	7	3	7	398
17:30	287	41	1	0	3	5	10	347
17:45	302	28	1	2	8	1	8	350
18:00	316	21	1	1	5	2	9	355
18:15	294	22	2	2	6	3	4	333
18:30	257	21	0	1	9	7	8	303
18:45	233	23	0	1	5	1	4	267
Start Time	Rolling Hour							Total
07:00	898	325	36	19	30	8	12	1328
07:15	1022	370	43	22	27	10	13	1507
07:30	1168	365	41	20	29	8	16	1647
07:45	1238	333	39	19	31	5	27	1692
08:00	1259	321	38	17	27	5	46	1713
08:15	1316	285	38	15	26	2	62	1744
08:30	1271	290	41	15	30	2	60	1709
08:45	1235	300	48	14	27	2	53	1679
09:00	1164	291	46	20	32	7	33	1593
16:00	1174	241	10	5	20	7	11	1468
16:15	1200	232	9	2	20	10	12	1485
16:30	1230	209	9	3	21	11	17	1500
16:45	1220	190	6	2	18	16	25	1477
17:00	1258	159	4	3	23	12	30	1489
17:15	1246	129	3	4	23	11	34	1450
17:30	1199	112	5	5	22	11	31	1385
17:45	1169	92	4	6	28	13	29	1341
18:00	1100	87	3	5	25	13	25	1258



# Intelligent Data Collection Limited



Client: Mott McDonald  
 Project Number: ID06180  
 Junction Number: Site 15

Date of Survey: 07.12.2021  
 Junction Name: A1309 Milton Road / Cowley Park  
 Junction Type: T-Junction

Arm A: A1309 Milton Road (N)  
 Arm B: Cowley Park (E)

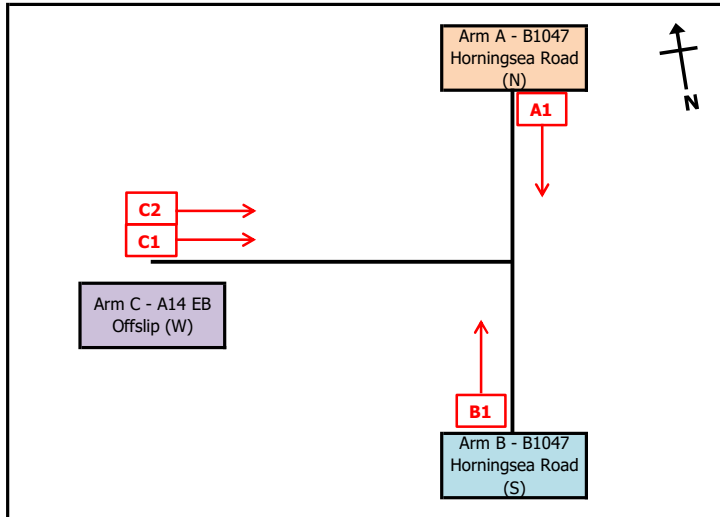
Arm C: A1309 Milton Road (S)

PCU Summary																		
Time	A1 to A	A1 to C	A1 to B	A2 to A	A2 to C	A2 to B	B1 to B	B1 to A	B1 to C	C1 to C	C1 to B	C1 to A	C2 to C	C2 to B	C2 to A	C3 to C	C3 to B	C3 to A
07:00	0	163	0	0	0	5	0	2	1	0	0	0	0	0	53	0	0	41
07:15	0	164	0	0	0	12	0	1	1	0	5	0	0	0	68	0	0	72
07:30	0	207	0	0	0	8	0	1	1	0	1	0	0	0	74	0	0	92
07:45	0	184	0	0	0	7	0	5	1	0	2	0	0	0	86	0	0	129
08:00	0	184	0	0	0	15	0	1	1	0	2	0	0	0	112	0	0	132
08:15	0	196	0	0	0	43	0	2	3	0	3	0	0	0	112	0	0	101
08:30	0	177	0	0	0	30	0	1	1	0	8	0	0	0	101	0	0	104
08:45	0	164	0	0	0	35	0	4	2	0	11	0	0	0	97	0	0	100
09:00	0	191	0	0	0	32	0	3	2	0	4	0	0	0	127	0	0	104
09:15	0	180	0	0	0	22	0	2	3	0	10	0	0	0	101	0	0	114
09:30	0	201	0	0	0	17	0	3	3	0	4	0	0	0	101	0	0	69
09:45	0	176	0	0	0	12	0	3	3	0	4	0	0	0	95	0	0	57
16:00	0	161	0	0	0	0	0	9	5	0	1	0	0	0	105	0	0	103
16:15	0	189	0	0	0	2	0	16	2	0	0	0	0	0	92	0	0	84
16:30	0	156	0	0	0	2	0	13	2	0	1	0	0	0	119	0	0	86
16:45	0	143	0	0	0	1	0	13	5	0	1	0	0	0	93	0	0	82
17:00	0	159	0	0	0	4	0	26	4	0	0	0	0	0	110	0	0	91
17:15	0	187	0	0	0	2	0	23	11	0	0	0	0	0	98	0	0	78
17:30	0	178	0	0	0	2	0	13	1	0	1	0	0	0	83	0	0	62
17:45	0	195	0	0	0	4	0	18	8	0	4	0	0	0	59	0	0	66
18:00	0	188	0	0	0	1	0	17	8	0	0	0	0	0	68	0	0	71
18:15	0	172	0	0	0	2	0	14	4	0	2	0	0	0	69	0	0	75
18:30	0	146	0	0	0	4	0	3	5	0	0	0	0	0	84	0	0	62
18:45	0	150	0	0	0	1	0	11	5	0	0	0	0	0	64	0	0	39
Start Time	Rolling Hour																	
07:00	0	718	0	0	0	32	0	9	4	0	7	1	0	0	282	0	0	334
07:15	0	739	0	0	0	42	0	8	4	0	9	0	0	0	341	0	0	425
07:30	0	771	0	0	0	73	0	9	6	0	8	0	0	0	384	0	0	454
07:45	0	741	0	0	0	95	0	9	6	0	15	0	0	0	412	0	0	465
08:00	0	720	0	0	0	123	0	8	7	0	24	1	0	0	422	0	0	437
08:15	0	728	0	0	0	140	0	10	8	0	26	1	0	0	436	0	0	409
08:30	0	711	0	0	0	119	0	10	8	0	33	1	0	0	426	0	0	421
08:45	0	735	0	0	0	106	0	12	10	0	29	0	0	0	426	0	0	386
09:00	0	748	0	0	0	83	0	11	11	0	22	0	0	0	425	0	0	344
16:00	0	649	0	0	0	5	0	51	14	0	3	0	0	0	409	0	0	355
16:15	0	647	0	0	0	9	0	68	14	0	2	0	0	0	414	0	0	342
16:30	0	645	0	0	0	9	0	75	22	0	2	0	0	0	419	0	0	337
16:45	0	667	0	0	0	9	0	75	21	0	2	0	0	0	383	0	0	313
17:00	0	719	0	0	0	12	0	80	24	0	5	0	0	0	349	0	0	297
17:15	0	748	0	0	0	9	0	71	28	0	5	0	0	0	307	0	0	277
17:30	0	733	0	0	0	10	0	62	21	0	7	0	0	0	278	0	0	274
17:45	0	701	0	0	0	11	0	52	25	0	6	0	0	0	279	0	0	274
18:00	0	656	0	0	0	8	0	45	22	0	2	0	0	0	283	0	0	247

**Client:** Mott McDonald      **Date of Survey:** 07.12.2021  
**Project Number:** ID06180      **Junction Name:** B1047 Horningsea Road / A14  
**Junction Number:** Site 16      **Junction Type:** T-Junction

X Coordinate	Y Coordinate	Google Maps Link
52.230146	0.180602	<a href="#">Click Here</a>
AM Peak Conditions	PM Peak Conditions	
Clear	Showers	

### Junction Layout

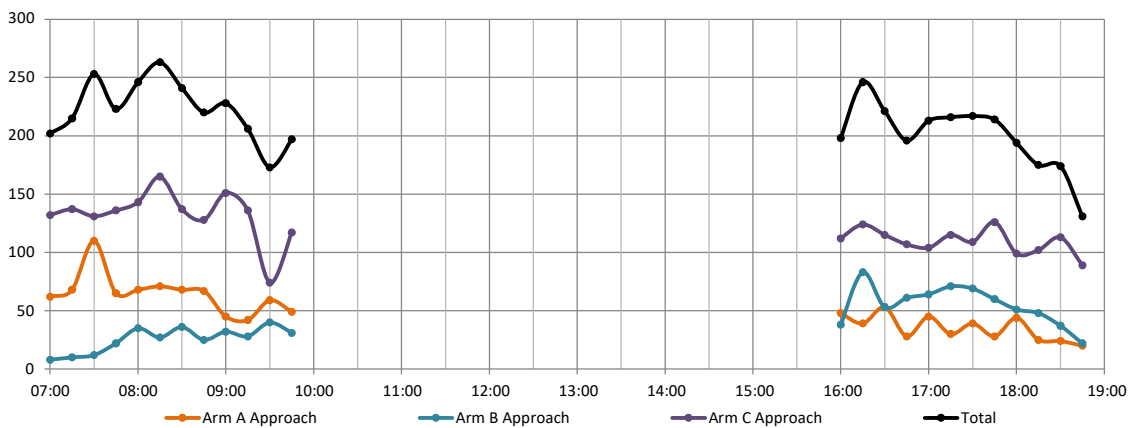


### Aerial Mapping and On-site Camera View



### Junction Flow Profile

Arm Approach Flows (All Vehicles)



**Additional Notes (Factors which may impact on survey results such as accidents, roadworks, special events):**

# Intelligent Data Collection Limited



Client: Mott McDonald  
 Project Number: ID06180  
 Junction Number: Site 16

Date of Survey: 07.12.2021  
 Junction Name: B1047 Horningsea Road / A14  
 Junction Type: T-Junction

Arm A: B1047 Horningsea Road (N)  
 Arm B: B1047 Horningsea Road (S)

Arm C: A14 EB Offslip (W)

Time	A1 to A								A1 to C								A1 to B							
	Cars	LGV	OGV1	OGV2	Buses	M/C	Cycle	Total	Cars	LGV	OGV1	OGV2	Buses	M/C	Cycle	Total	Cars	LGV	OGV1	OGV2	Buses	M/C	Cycle	Total
07:00	0	0	0	0	0	0	0	0	0	0	0	0	0	0	0	0	55	6	0	0	0	1	0	62
07:15	0	0	0	0	0	0	0	0	0	0	0	0	0	0	0	0	54	12	0	0	1	1	0	68
07:30	0	0	0	0	0	0	0	0	0	0	0	0	0	0	0	0	92	16	0	0	1	1	0	110
07:45	0	0	0	0	0	0	0	0	0	0	0	0	0	0	0	0	53	12	0	0	0	0	0	65
08:00	0	0	0	0	0	0	0	0	0	0	0	0	0	0	0	0	56	12	0	0	0	0	0	68
08:15	0	0	0	0	0	0	0	0	0	0	0	0	0	0	0	0	59	11	0	0	0	1	0	71
08:30	0	0	0	0	0	0	0	0	0	0	0	0	0	0	0	0	58	8	2	0	0	0	0	68
08:45	0	0	0	0	0	0	0	0	0	0	0	0	0	0	0	0	59	8	0	0	0	0	0	67
09:00	0	0	0	0	0	0	0	0	0	0	0	0	0	0	0	0	36	9	0	0	0	0	0	45
09:15	0	0	0	0	0	0	0	0	0	0	0	0	0	0	0	0	36	6	0	0	0	0	0	42
09:30	0	0	0	0	0	0	0	0	0	0	0	0	0	0	0	0	54	4	0	0	0	1	0	59
09:45	0	0	0	0	0	0	0	0	0	0	0	0	0	0	0	0	44	3	0	1	1	0	0	49
16:00	0	0	0	0	0	0	0	0	0	0	0	0	0	0	0	0	41	7	0	0	0	0	0	48
16:15	0	0	0	0	0	0	0	0	0	0	0	0	0	0	0	0	32	7	0	0	0	0	0	39
16:30	0	0	0	0	0	0	0	0	0	0	0	0	0	0	0	0	47	5	0	0	0	1	0	53
16:45	0	0	0	0	0	0	0	0	0	0	0	0	0	0	0	0	24	4	0	0	0	0	0	28
17:00	0	0	0	0	0	0	0	0	0	0	0	0	0	0	0	0	42	3	0	0	0	0	0	45
17:15	0	0	0	0	0	0	0	0	0	0	0	0	0	0	0	0	25	4	0	0	0	1	0	30
17:30	0	0	0	0	0	0	0	0	0	0	0	0	0	0	0	0	36	3	0	0	0	0	0	39
17:45	0	0	0	0	0	0	0	0	0	0	0	0	0	0	0	0	23	4	0	0	0	1	0	28
18:00	0	0	0	0	0	0	0	0	0	0	0	0	0	0	0	0	43	0	0	0	0	1	0	44
18:15	0	0	0	0	0	0	0	0	0	0	0	0	0	0	0	0	23	2	0	0	0	0	0	25
18:30	0	0	0	0	0	0	0	0	0	0	0	0	0	0	0	0	23	1	0	0	0	0	0	24
18:45	0	0	0	0	0	0	0	0	0	0	0	0	0	0	0	0	18	2	0	0	0	0	0	20
Start Time	Rolling Hour							Total	Rolling Hour							Total	Rolling Hour							Total
07:00	0	0	0	0	0	0	0	0	0	0	0	0	0	0	0	0	254	46	0	0	2	3	0	305
07:15	0	0	0	0	0	0	0	0	0	0	0	0	0	0	0	0	255	52	0	0	2	2	0	311
07:30	0	0	0	0	0	0	0	0	0	0	0	0	0	0	0	0	260	51	0	0	1	2	0	314
07:45	0	0	0	0	0	0	0	0	0	0	0	0	0	0	0	0	226	43	2	0	0	1	0	272
08:00	0	0	0	0	0	0	0	0	0	0	0	0	0	0	0	0	232	39	2	0	0	1	0	274
08:15	0	0	0	0	0	0	0	0	0	0	0	0	0	0	0	0	212	36	2	0	0	1	0	251
08:30	0	0	0	0	0	0	0	0	0	0	0	0	0	0	0	0	189	31	2	0	0	0	0	222
08:45	0	0	0	0	0	0	0	0	0	0	0	0	0	0	0	0	185	27	0	0	0	1	0	213
09:00	0	0	0	0	0	0	0	0	0	0	0	0	0	0	0	0	170	22	0	1	1	1	0	195
16:00	0	0	0	0	0	0	0	0	0	0	0	0	0	0	0	0	144	23	0	0	0	1	0	168
16:15	0	0	0	0	0	0	0	0	0	0	0	0	0	0	0	0	145	19	0	0	0	1	0	165
16:30	0	0	0	0	0	0	0	0	0	0	0	0	0	0	0	0	138	16	0	0	0	2	0	156
16:45	0	0	0	0	0	0	0	0	0	0	0	0	0	0	0	0	127	14	0	0	0	1	0	142
17:00	0	0	0	0	0	0	0	0	0	0	0	0	0	0	0	0	126	14	0	0	0	2	0	142
17:15	0	0	0	0	0	0	0	0	0	0	0	0	0	0	0	0	127	11	0	0	0	3	0	141
17:30	0	0	0	0	0	0	0	0	0	0	0	0	0	0	0	0	125	9	0	0	0	2	0	136
17:45	0	0	0	0	0	0	0	0	0	0	0	0	0	0	0	0	112	7	0	0	0	2	0	121
18:00	0	0	0	0	0	0	0	0	0	0	0	0	0	0	0	0	107	5	0	0	0	1	0	113

# Intelligent Data Collection Limited



Client: Mott McDonald  
 Project Number: ID06180  
 Junction Number: Site 16

Date of Survey: 07.12.2021  
 Junction Name: B1047 Horningsea Road / A14  
 Junction Type: T-Junction

Arm A: B1047 Horningsea Road (N)  
 Arm B: B1047 Horningsea Road (S)

Arm C: A14 EB Offslip (W)

Time	B1 to B								B1 to A								B1 to C							
	Cars	LGV	OGV1	OGV2	Buses	M/C	Cycle	Total	Cars	LGV	OGV1	OGV2	Buses	M/C	Cycle	Total	Cars	LGV	OGV1	OGV2	Buses	M/C	Cycle	Total
07:00	0	0	0	0	0	0	0	0	5	3	0	0	0	0	0	8	0	0	0	0	0	0	0	0
07:15	0	0	0	0	0	0	0	0	8	2	0	0	0	0	0	10	0	0	0	0	0	0	0	0
07:30	0	0	0	0	0	0	0	0	9	2	0	0	0	1	0	12	0	0	0	0	0	0	0	0
07:45	0	0	0	0	0	0	0	0	16	6	0	0	0	0	0	22	0	0	0	0	0	0	0	0
08:00	0	0	0	0	0	0	0	0	24	9	1	0	0	1	0	35	0	0	0	0	0	0	0	0
08:15	0	0	0	0	0	0	0	0	23	4	0	0	0	0	0	27	0	0	0	0	0	0	0	0
08:30	0	0	0	0	0	0	0	0	28	7	0	0	0	0	1	36	0	0	0	0	0	0	0	0
08:45	0	0	0	0	0	0	0	0	14	7	1	1	0	2	0	25	0	0	0	0	0	0	0	0
09:00	0	0	0	0	0	0	0	0	26	6	0	0	0	0	0	32	0	0	0	0	0	0	0	0
09:15	0	0	0	0	0	0	0	0	24	4	0	0	0	0	0	28	0	0	0	0	0	0	0	0
09:30	0	0	0	0	0	0	0	0	32	8	0	0	0	0	0	40	0	0	0	0	0	0	0	0
09:45	0	0	0	0	0	0	0	0	26	4	1	0	0	0	0	31	0	0	0	0	0	0	0	0
16:00	0	0	0	0	0	0	0	0	31	7	0	0	0	0	0	38	0	0	0	0	0	0	0	0
16:15	0	0	0	0	0	0	0	0	61	21	1	0	0	0	0	83	0	0	0	0	0	0	0	0
16:30	0	0	0	0	0	0	0	0	45	6	0	0	0	2	0	53	0	0	0	0	0	0	0	0
16:45	0	0	0	0	0	0	0	0	57	2	0	0	0	2	0	61	0	0	0	0	0	0	0	0
17:00	0	0	0	0	0	0	0	0	51	12	0	1	0	0	0	64	0	0	0	0	0	0	0	0
17:15	0	0	0	0	0	0	0	0	66	4	0	0	0	1	0	71	0	0	0	0	0	0	0	0
17:30	0	0	0	0	0	0	0	0	64	4	0	0	0	0	1	69	0	0	0	0	0	0	0	0
17:45	0	0	0	0	0	0	0	0	54	6	0	0	0	0	0	60	0	0	0	0	0	0	0	0
18:00	0	0	0	0	0	0	0	0	44	7	0	0	0	0	0	51	0	0	0	0	0	0	0	0
18:15	0	0	0	0	0	0	0	0	46	1	0	0	1	0	0	48	0	0	0	0	0	0	0	0
18:30	0	0	0	0	0	0	0	0	36	1	0	0	0	0	0	37	0	0	0	0	0	0	0	0
18:45	0	0	0	0	0	0	0	0	21	1	0	0	0	0	0	22	0	0	0	0	0	0	0	0
Start Time	Rolling Hour								Rolling Hour								Rolling Hour							
	Cars	LGV	OGV1	OGV2	Buses	M/C	Cycle	Total	Cars	LGV	OGV1	OGV2	Buses	M/C	Cycle	Total	Cars	LGV	OGV1	OGV2	Buses	M/C	Cycle	Total
07:00	0	0	0	0	0	0	0	0	38	13	0	0	0	1	0	52	0	0	0	0	0	0	0	0
07:15	0	0	0	0	0	0	0	0	57	19	1	0	0	2	0	79	0	0	0	0	0	0	0	0
07:30	0	0	0	0	0	0	0	0	72	21	1	0	0	2	0	96	0	0	0	0	0	0	0	0
07:45	0	0	0	0	0	0	0	0	91	26	1	0	0	1	1	120	0	0	0	0	0	0	0	0
08:00	0	0	0	0	0	0	0	0	89	27	2	1	0	3	1	123	0	0	0	0	0	0	0	0
08:15	0	0	0	0	0	0	0	0	91	24	1	1	0	2	1	120	0	0	0	0	0	0	0	0
08:30	0	0	0	0	0	0	0	0	92	24	1	1	0	2	1	121	0	0	0	0	0	0	0	0
08:45	0	0	0	0	0	0	0	0	96	25	1	1	0	2	0	125	0	0	0	0	0	0	0	0
09:00	0	0	0	0	0	0	0	0	108	22	1	0	0	0	0	131	0	0	0	0	0	0	0	0
16:00	0	0	0	0	0	0	0	0	194	36	1	0	0	4	0	235	0	0	0	0	0	0	0	0
16:15	0	0	0	0	0	0	0	0	214	41	1	1	0	4	0	261	0	0	0	0	0	0	0	0
16:30	0	0	0	0	0	0	0	0	219	24	0	1	0	5	0	249	0	0	0	0	0	0	0	0
16:45	0	0	0	0	0	0	0	0	238	22	0	1	0	3	1	265	0	0	0	0	0	0	0	0
17:00	0	0	0	0	0	0	0	0	235	26	0	1	0	1	1	264	0	0	0	0	0	0	0	0
17:15	0	0	0	0	0	0	0	0	228	21	0	0	0	1	1	251	0	0	0	0	0	0	0	0
17:30	0	0	0	0	0	0	0	0	208	18	0	0	1	0	1	228	0	0	0	0	0	0	0	0
17:45	0	0	0	0	0	0	0	0	180	15	0	0	1	0	0	196	0	0	0	0	0	0	0	0
18:00	0	0	0	0	0	0	0	0	147	10	0	0	1	0	0	158	0	0	0	0	0	0	0	0

# Intelligent Data Collection Limited



Client: Mott McDonald  
 Project Number: ID06180  
 Junction Number: Site 16

Date of Survey: 07.12.2021  
 Junction Name: B1047 Horningsea Road / A14  
 Junction Type: T-Junction

Arm A: B1047 Horningsea Road (N)  
 Arm B: B1047 Horningsea Road (S)

Arm C: A14 EB Offslip (W)

Time	C1 to C							C1 to B							C1 to A									
	Cars	LGV	OGV1	OGV2	Buses	M/C	Cycle	Total	Cars	LGV	OGV1	OGV2	Buses	M/C	Cycle	Total	Cars	LGV	OGV1	OGV2	Buses	M/C	Cycle	Total
07:00	0	0	0	0	0	0	0	0	109	20	0	0	1	0	0	130	0	0	0	0	0	0	0	0
07:15	0	0	0	0	0	0	0	0	105	26	1	0	0	0	0	132	0	0	0	0	0	0	0	0
07:30	0	0	0	0	0	0	0	0	94	29	1	0	1	0	0	125	0	0	0	0	0	0	0	0
07:45	0	0	0	0	0	0	0	0	94	38	0	0	0	0	0	132	0	0	0	0	0	0	0	0
08:00	0	0	0	0	0	0	0	0	98	26	2	0	0	1	0	127	0	0	0	0	0	0	0	0
08:15	0	0	0	0	0	0	0	0	119	30	1	1	0	1	0	152	0	0	0	0	0	0	0	0
08:30	0	0	0	0	0	0	0	0	108	20	1	0	0	1	0	130	0	0	0	0	0	0	0	0
08:45	0	0	0	0	0	0	0	0	105	18	0	0	0	0	0	123	0	0	0	0	0	0	0	0
09:00	0	0	0	0	0	0	0	0	111	30	1	0	0	1	0	143	0	0	0	0	0	0	0	0
09:15	0	0	0	0	0	0	0	0	94	29	3	0	0	0	0	126	0	0	0	0	0	0	0	0
09:30	0	0	0	0	0	0	0	0	58	12	1	0	0	0	0	71	0	0	0	0	0	0	0	0
09:45	0	0	0	0	0	0	0	0	77	30	2	0	0	0	0	109	0	0	0	0	0	0	0	0
16:00	0	0	0	0	0	0	0	0	84	18	0	0	0	1	0	103	0	0	0	0	0	0	0	0
16:15	0	0	0	0	0	0	0	0	87	20	0	0	0	0	0	107	0	0	0	0	0	0	0	0
16:30	0	0	0	0	0	0	0	0	90	13	0	1	0	1	0	105	0	0	0	0	0	0	0	0
16:45	0	0	0	0	0	0	0	0	90	12	0	0	0	0	0	102	0	0	0	0	0	0	0	0
17:00	0	0	0	0	0	0	0	0	88	8	1	0	0	0	0	97	0	0	0	0	0	0	0	0
17:15	0	0	0	0	0	0	0	0	95	12	0	0	0	0	0	107	0	0	0	0	0	0	0	0
17:30	0	0	0	0	0	0	0	0	97	8	0	0	0	1	0	106	0	0	0	0	0	0	0	0
17:45	0	0	0	0	0	0	0	0	112	10	0	0	0	0	0	122	0	0	0	0	0	0	0	0
18:00	0	0	0	0	0	0	0	0	85	6	0	0	0	0	0	91	0	0	0	0	0	0	0	0
18:15	0	0	0	0	0	0	0	0	89	9	0	1	0	0	0	99	0	0	0	0	0	0	0	0
18:30	0	0	0	0	0	0	0	0	99	8	0	0	0	0	0	107	0	0	0	0	0	0	0	0
18:45	0	0	0	0	0	0	0	0	76	11	0	0	0	0	0	87	0	0	0	0	0	0	0	0
Start Time	Rolling Hour							Total	Rolling Hour							Total	Rolling Hour							Total
07:00	0	0	0	0	0	0	0	0	402	113	2	0	2	0	0	519	0	0	0	0	0	0	0	0
07:15	0	0	0	0	0	0	0	0	391	119	4	0	1	1	0	516	0	0	0	0	0	0	0	0
07:30	0	0	0	0	0	0	0	0	405	123	4	1	1	2	0	536	0	0	0	0	0	0	0	0
07:45	0	0	0	0	0	0	0	0	419	114	4	1	0	3	0	541	0	0	0	0	0	0	0	0
08:00	0	0	0	0	0	0	0	0	430	94	4	1	0	3	0	532	0	0	0	0	0	0	0	0
08:15	0	0	0	0	0	0	0	0	443	98	3	1	0	3	0	548	0	0	0	0	0	0	0	0
08:30	0	0	0	0	0	0	0	0	418	97	5	0	0	2	0	522	0	0	0	0	0	0	0	0
08:45	0	0	0	0	0	0	0	0	368	89	5	0	0	1	0	463	0	0	0	0	0	0	0	0
09:00	0	0	0	0	0	0	0	0	340	101	7	0	0	1	0	449	0	0	0	0	0	0	0	0
16:00	0	0	0	0	0	0	0	0	351	63	0	1	0	2	0	417	0	0	0	0	0	0	0	0
16:15	0	0	0	0	0	0	0	0	355	53	1	1	0	1	0	411	0	0	0	0	0	0	0	0
16:30	0	0	0	0	0	0	0	0	363	45	1	1	0	1	0	411	0	0	0	0	0	0	0	0
16:45	0	0	0	0	0	0	0	0	370	40	1	0	0	1	0	412	0	0	0	0	0	0	0	0
17:00	0	0	0	0	0	0	0	0	392	38	1	0	0	1	0	432	0	0	0	0	0	0	0	0
17:15	0	0	0	0	0	0	0	0	389	36	0	0	0	1	0	426	0	0	0	0	0	0	0	0
17:30	0	0	0	0	0	0	0	0	383	33	0	1	0	1	0	418	0	0	0	0	0	0	0	0
17:45	0	0	0	0	0	0	0	0	385	33	0	1	0	0	0	419	0	0	0	0	0	0	0	0
18:00	0	0	0	0	0	0	0	0	349	34	0	1	0	0	0	384	0	0	0	0	0	0	0	0

# Intelligent Data Collection Limited



Client: Mott McDonald  
 Project Number: ID06180  
 Junction Number: Site 16

Date of Survey: 07.12.2021  
 Junction Name: B1047 Horningsea Road / A14  
 Junction Type: T-Junction

Arm A: B1047 Horningsea Road (N)  
 Arm B: B1047 Horningsea Road (S)

Arm C: A14 EB Offslip (W)

Time	C2 to C								C2 to B								C2 to A							
	Cars	LGV	OGV1	OGV2	Buses	M/C	Cycle	Total	Cars	LGV	OGV1	OGV2	Buses	M/C	Cycle	Total	Cars	LGV	OGV1	OGV2	Buses	M/C	Cycle	Total
07:00	0	0	0	0	0	0	0	0	0	0	0	0	0	0	0	0	1	1	0	0	0	0	0	2
07:15	0	0	0	0	0	0	0	0	0	0	0	0	0	0	0	0	3	1	0	0	1	0	0	5
07:30	0	0	0	0	0	0	0	0	0	0	0	0	0	0	0	0	4	2	0	0	0	0	0	6
07:45	0	0	0	0	0	0	0	0	0	0	0	0	0	0	0	0	3	1	0	0	0	0	0	4
08:00	0	0	0	0	0	0	0	0	0	0	0	0	0	0	0	0	12	4	0	0	0	0	0	16
08:15	0	0	0	0	0	0	0	0	0	0	0	0	0	0	0	0	8	4	1	0	0	0	0	13
08:30	0	0	0	0	0	0	0	0	0	0	0	0	0	0	0	0	6	1	0	0	0	0	0	7
08:45	0	0	0	0	0	0	0	0	0	0	0	0	0	0	0	0	4	0	0	1	0	0	0	5
09:00	0	0	0	0	0	0	0	0	0	0	0	0	0	0	0	0	7	1	0	0	0	0	0	8
09:15	0	0	0	0	0	0	0	0	0	0	0	0	0	0	0	0	7	2	0	0	1	0	0	10
09:30	0	0	0	0	0	0	0	0	0	0	0	0	0	0	0	0	3	0	0	0	0	0	0	3
09:45	0	0	0	0	0	0	0	0	0	0	0	0	0	0	0	0	6	2	0	0	0	0	0	8
16:00	0	0	0	0	0	0	0	0	0	0	0	0	0	0	0	0	7	2	0	0	0	0	0	9
16:15	0	0	0	0	0	0	0	0	0	0	0	0	0	0	0	0	16	1	0	0	0	0	0	17
16:30	0	0	0	0	0	0	0	0	0	0	0	0	0	0	0	0	10	0	0	0	0	0	0	10
16:45	0	0	0	0	0	0	0	0	0	0	0	0	0	0	0	0	5	0	0	0	0	0	0	5
17:00	0	0	0	0	0	0	0	0	0	0	0	0	0	0	0	0	5	1	1	0	0	0	0	7
17:15	0	0	0	0	0	0	0	0	0	0	0	0	0	0	0	0	8	0	0	0	0	0	0	8
17:30	0	0	0	0	0	0	0	0	0	0	0	0	0	0	0	0	3	0	0	0	0	0	0	3
17:45	0	0	0	0	0	0	0	0	0	0	0	0	0	0	0	0	4	0	0	0	0	0	0	4
18:00	0	0	0	0	0	0	0	0	0	0	0	0	0	0	0	0	7	1	0	0	0	0	0	8
18:15	0	0	0	0	0	0	0	0	0	0	0	0	0	0	0	0	2	1	0	0	0	0	0	3
18:30	0	0	0	0	0	0	0	0	0	0	0	0	0	0	0	0	5	1	0	0	0	0	0	6
18:45	0	0	0	0	0	0	0	0	0	0	0	0	0	0	0	0	2	0	0	0	0	0	0	2
Start Time	Rolling Hour							Total	Rolling Hour							Total	Rolling Hour							Total
07:00	0	0	0	0	0	0	0	0	0	0	0	0	0	0	0	0	11	5	0	0	1	0	0	17
07:15	0	0	0	0	0	0	0	0	0	0	0	0	0	0	0	0	22	8	0	0	1	0	0	31
07:30	0	0	0	0	0	0	0	0	0	0	0	0	0	0	0	0	27	11	1	0	0	0	0	39
07:45	0	0	0	0	0	0	0	0	0	0	0	0	0	0	0	0	29	10	1	0	0	0	0	40
08:00	0	0	0	0	0	0	0	0	0	0	0	0	0	0	0	0	30	9	1	1	0	0	0	41
08:15	0	0	0	0	0	0	0	0	0	0	0	0	0	0	0	0	25	6	1	1	0	0	0	33
08:30	0	0	0	0	0	0	0	0	0	0	0	0	0	0	0	0	24	4	0	1	1	0	0	30
08:45	0	0	0	0	0	0	0	0	0	0	0	0	0	0	0	0	21	3	0	1	1	0	0	26
09:00	0	0	0	0	0	0	0	0	0	0	0	0	0	0	0	0	23	5	0	0	1	0	0	29
16:00	0	0	0	0	0	0	0	0	0	0	0	0	0	0	0	0	38	3	0	0	0	0	0	41
16:15	0	0	0	0	0	0	0	0	0	0	0	0	0	0	0	0	36	2	1	0	0	0	0	39
16:30	0	0	0	0	0	0	0	0	0	0	0	0	0	0	0	0	28	1	1	0	0	0	0	30
16:45	0	0	0	0	0	0	0	0	0	0	0	0	0	0	0	0	21	1	1	0	0	0	0	23
17:00	0	0	0	0	0	0	0	0	0	0	0	0	0	0	0	0	20	1	1	0	0	0	0	22
17:15	0	0	0	0	0	0	0	0	0	0	0	0	0	0	0	0	22	1	0	0	0	0	0	23
17:30	0	0	0	0	0	0	0	0	0	0	0	0	0	0	0	0	16	2	0	0	0	0	0	18
17:45	0	0	0	0	0	0	0	0	0	0	0	0	0	0	0	0	18	3	0	0	0	0	0	21
18:00	0	0	0	0	0	0	0	0	0	0	0	0	0	0	0	0	16	3	0	0	0	0	0	19

# Intelligent Data Collection Limited



**Client:** Mott McDonald      **Date of Survey:** 07.12.2021  
**Project Number:** ID06180      **Junction Name:** B1047 Horningsea Road / A14  
**Junction Number:** Site 16      **Junction Type:** T-Junction

Time	Arm A Approach								Arm A Exit									
	Cars	LGV	OGV1	OGV2	Buses	M/C	Cycle	Total	Cars	LGV	OGV1	OGV2	Buses	M/C	Cycle	Total		
07:00	55	6	0	0	0	1	0	62	6	4	0	0	0	0	0	10		
07:15	54	12	0	0	1	1	0	68	11	3	0	0	1	0	0	15		
07:30	92	16	0	0	1	1	0	110	13	4	0	0	0	1	0	18		
07:45	53	12	0	0	0	0	0	65	19	7	0	0	0	0	0	26		
08:00	56	12	0	0	0	0	0	68	36	13	1	0	0	1	0	51		
08:15	59	11	0	0	0	1	0	71	31	8	1	0	0	0	0	40		
08:30	58	8	2	0	0	0	0	68	34	8	0	0	0	0	1	43		
08:45	59	8	0	0	0	0	0	67	18	7	1	2	0	2	0	30		
09:00	36	9	0	0	0	0	0	45	33	7	0	0	0	0	0	40		
09:15	36	6	0	0	0	0	0	42	31	6	0	0	1	0	0	38		
09:30	54	4	0	0	0	1	0	59	35	8	0	0	0	0	0	43		
09:45	44	3	0	1	1	0	0	49	32	6	1	0	0	0	0	39		
16:00	41	7	0	0	0	0	0	48	38	9	0	0	0	0	0	47		
16:15	32	7	0	0	0	0	0	39	77	22	1	0	0	0	0	100		
16:30	47	5	0	0	0	1	0	53	55	6	0	0	0	2	0	63		
16:45	24	4	0	0	0	0	0	28	62	2	0	0	0	2	0	66		
17:00	42	3	0	0	0	0	0	45	56	13	1	1	0	0	0	71		
17:15	25	4	0	0	0	1	0	30	74	4	0	0	0	1	0	79		
17:30	36	3	0	0	0	0	0	39	67	4	0	0	0	0	1	72		
17:45	23	4	0	0	0	1	0	28	58	6	0	0	0	0	0	64		
18:00	43	0	0	0	0	1	0	44	51	8	0	0	0	0	0	59		
18:15	23	2	0	0	0	0	0	25	48	2	0	0	1	0	0	51		
18:30	23	1	0	0	0	0	0	24	41	2	0	0	0	0	0	43		
18:45	18	2	0	0	0	0	0	20	23	1	0	0	0	0	0	24		
Start Time	Rolling Hour								Total	Rolling Hour								Total
07:00	254	46	0	0	2	3	0	305	49	18	0	0	1	1	0	69		
07:15	255	52	0	0	2	2	0	311	79	27	1	0	1	2	0	110		
07:30	260	51	0	0	1	2	0	314	99	32	2	0	0	2	0	135		
07:45	226	43	2	0	0	1	0	272	120	36	2	0	0	1	1	160		
08:00	232	39	2	0	0	1	0	274	119	36	3	2	0	3	1	164		
08:15	212	36	2	0	0	1	0	251	116	30	2	2	0	2	1	153		
08:30	189	31	2	0	0	0	0	222	116	28	1	2	1	2	1	151		
08:45	185	27	0	0	0	1	0	213	117	28	1	2	1	2	0	151		
09:00	170	22	0	1	1	1	0	195	131	27	1	0	1	0	0	160		
16:00	144	23	0	0	0	1	0	168	232	39	1	0	0	4	0	276		
16:15	145	19	0	0	0	1	0	165	250	43	2	1	0	4	0	300		
16:30	138	16	0	0	0	2	0	156	247	25	1	1	0	5	0	279		
16:45	127	14	0	0	0	1	0	142	259	23	1	1	0	3	1	288		
17:00	126	14	0	0	0	2	0	142	255	27	1	1	0	1	1	286		
17:15	127	11	0	0	0	3	0	141	250	22	0	0	0	1	1	274		
17:30	125	9	0	0	0	2	0	136	224	20	0	0	1	0	1	246		
17:45	112	7	0	0	0	2	0	121	198	18	0	0	1	0	0	217		
18:00	107	5	0	0	0	1	0	113	163	13	0	0	1	0	0	177		

# Intelligent Data Collection Limited



**Client:** Mott McDonald      **Date of Survey:** 07.12.2021  
**Project Number:** ID06180      **Junction Name:** B1047 Horningsea Road / A14  
**Junction Number:** Site 16      **Junction Type:** T-Junction

Time	Arm B Approach							Arm B Exit								
	Cars	LGV	OGV1	OGV2	Buses	M/C	Cycle	Total	Cars	LGV	OGV1	OGV2	Buses	M/C	Cycle	Total
07:00	5	3	0	0	0	0	0	8	164	26	0	0	1	1	0	192
07:15	8	2	0	0	0	0	0	10	159	38	1	0	1	1	0	200
07:30	9	2	0	0	0	1	0	12	186	45	1	0	2	1	0	235
07:45	16	6	0	0	0	0	0	22	147	50	0	0	0	0	0	197
08:00	24	9	1	0	0	1	0	35	154	38	2	0	0	1	0	195
08:15	23	4	0	0	0	0	0	27	178	41	1	1	0	2	0	223
08:30	28	7	0	0	0	0	1	36	166	28	3	0	0	1	0	198
08:45	14	7	1	1	0	2	0	25	164	26	0	0	0	0	0	190
09:00	26	6	0	0	0	0	0	32	147	39	1	0	0	1	0	188
09:15	24	4	0	0	0	0	0	28	130	35	3	0	0	0	0	168
09:30	32	8	0	0	0	0	0	40	112	16	1	0	0	1	0	130
09:45	26	4	1	0	0	0	0	31	121	33	2	1	1	0	0	158
16:00	31	7	0	0	0	0	0	38	125	25	0	0	0	1	0	151
16:15	61	21	1	0	0	0	0	83	119	27	0	0	0	0	0	146
16:30	45	6	0	0	0	2	0	53	137	18	0	1	0	2	0	158
16:45	57	2	0	0	0	2	0	61	114	16	0	0	0	0	0	130
17:00	51	12	0	1	0	0	0	64	130	11	1	0	0	0	0	142
17:15	66	4	0	0	0	1	0	71	120	16	0	0	0	1	0	137
17:30	64	4	0	0	0	0	1	69	133	11	0	0	0	1	0	145
17:45	54	6	0	0	0	0	0	60	135	14	0	0	0	1	0	150
18:00	44	7	0	0	0	0	0	51	128	6	0	0	0	1	0	135
18:15	46	1	0	0	1	0	0	48	112	11	0	1	0	0	0	124
18:30	36	1	0	0	0	0	0	37	122	9	0	0	0	0	0	131
18:45	21	1	0	0	0	0	0	22	94	13	0	0	0	0	0	107
Start Time	Rolling Hour							Total	Rolling Hour							Total
07:00	38	13	0	0	0	1	0	52	656	159	2	0	4	3	0	824
07:15	57	19	1	0	0	2	0	79	646	171	4	0	3	3	0	827
07:30	72	21	1	0	0	2	0	96	665	174	4	1	2	4	0	850
07:45	91	26	1	0	0	1	1	120	645	157	6	1	0	4	0	813
08:00	89	27	2	1	0	3	1	123	662	133	6	1	0	4	0	806
08:15	91	24	1	1	0	2	1	120	655	134	5	1	0	4	0	799
08:30	92	24	1	1	0	2	1	121	607	128	7	0	0	2	0	744
08:45	96	25	1	1	0	2	0	125	553	116	5	0	0	2	0	676
09:00	108	22	1	0	0	0	0	131	510	123	7	1	1	2	0	644
16:00	194	36	1	0	0	4	0	235	495	86	0	1	0	3	0	585
16:15	214	41	1	1	0	4	0	261	500	72	1	1	0	2	0	576
16:30	219	24	0	1	0	5	0	249	501	61	1	1	0	3	0	567
16:45	238	22	0	1	0	3	1	265	497	54	1	0	0	2	0	554
17:00	235	26	0	1	0	1	1	264	518	52	1	0	0	3	0	574
17:15	228	21	0	0	0	1	1	251	516	47	0	0	0	4	0	567
17:30	208	18	0	0	1	0	1	228	508	42	0	1	0	3	0	554
17:45	180	15	0	0	1	0	0	196	497	40	0	1	0	2	0	540
18:00	147	10	0	0	1	0	0	158	456	39	0	1	0	1	0	497



# Intelligent Data Collection Limited



**Client:** Mott McDonald      **Date of Survey:** 07.12.2021  
**Project Number:** ID06180      **Junction Name:** B1047 Horningsea Road / A14  
**Junction Number:** Site 16      **Junction Type:** T-Junction

Time	Arm C Approach								Arm C Exit									
	Cars	LGV	OGV1	OGV2	Buses	M/C	Cycle	Total	Cars	LGV	OGV1	OGV2	Buses	M/C	Cycle	Total		
07:00	110	21	0	0	1	0	0	132	0	0	0	0	0	0	0	0		
07:15	108	27	1	0	1	0	0	137	0	0	0	0	0	0	0	0		
07:30	98	31	1	0	1	0	0	131	0	0	0	0	0	0	0	0		
07:45	97	39	0	0	0	0	0	136	0	0	0	0	0	0	0	0		
08:00	110	30	2	0	0	1	0	143	0	0	0	0	0	0	0	0		
08:15	127	34	2	1	0	1	0	165	0	0	0	0	0	0	0	0		
08:30	114	21	1	0	0	1	0	137	0	0	0	0	0	0	0	0		
08:45	109	18	0	1	0	0	0	128	0	0	0	0	0	0	0	0		
09:00	118	31	1	0	0	1	0	151	0	0	0	0	0	0	0	0		
09:15	101	31	3	0	1	0	0	136	0	0	0	0	0	0	0	0		
09:30	61	12	1	0	0	0	0	74	0	0	0	0	0	0	0	0		
09:45	83	32	2	0	0	0	0	117	0	0	0	0	0	0	0	0		
16:00	91	20	0	0	0	1	0	112	0	0	0	0	0	0	0	0		
16:15	103	21	0	0	0	0	0	124	0	0	0	0	0	0	0	0		
16:30	100	13	0	1	0	1	0	115	0	0	0	0	0	0	0	0		
16:45	95	12	0	0	0	0	0	107	0	0	0	0	0	0	0	0		
17:00	93	9	2	0	0	0	0	104	0	0	0	0	0	0	0	0		
17:15	103	12	0	0	0	0	0	115	0	0	0	0	0	0	0	0		
17:30	100	8	0	0	0	1	0	109	0	0	0	0	0	0	0	0		
17:45	116	10	0	0	0	0	0	126	0	0	0	0	0	0	0	0		
18:00	92	7	0	0	0	0	0	99	0	0	0	0	0	0	0	0		
18:15	91	10	0	1	0	0	0	102	0	0	0	0	0	0	0	0		
18:30	104	9	0	0	0	0	0	113	0	0	0	0	0	0	0	0		
18:45	78	11	0	0	0	0	0	89	0	0	0	0	0	0	0	0		
Start Time	Rolling Hour								Total	Rolling Hour								Total
07:00	413	118	2	0	3	0	0	536	0	0	0	0	0	0	0	0		
07:15	413	127	4	0	2	1	0	547	0	0	0	0	0	0	0	0		
07:30	432	134	5	1	1	2	0	575	0	0	0	0	0	0	0	0		
07:45	448	124	5	1	0	3	0	581	0	0	0	0	0	0	0	0		
08:00	460	103	5	2	0	3	0	573	0	0	0	0	0	0	0	0		
08:15	468	104	4	2	0	3	0	581	0	0	0	0	0	0	0	0		
08:30	442	101	5	1	1	2	0	552	0	0	0	0	0	0	0	0		
08:45	389	92	5	1	1	1	0	489	0	0	0	0	0	0	0	0		
09:00	363	106	7	0	1	1	0	478	0	0	0	0	0	0	0	0		
16:00	389	66	0	1	0	2	0	458	0	0	0	0	0	0	0	0		
16:15	391	55	2	1	0	1	0	450	0	0	0	0	0	0	0	0		
16:30	391	46	2	1	0	1	0	441	0	0	0	0	0	0	0	0		
16:45	391	41	2	0	0	1	0	435	0	0	0	0	0	0	0	0		
17:00	412	39	2	0	0	1	0	454	0	0	0	0	0	0	0	0		
17:15	411	37	0	0	0	1	0	449	0	0	0	0	0	0	0	0		
17:30	399	35	0	1	0	1	0	436	0	0	0	0	0	0	0	0		
17:45	403	36	0	1	0	0	0	440	0	0	0	0	0	0	0	0		
18:00	365	37	0	1	0	0	0	403	0	0	0	0	0	0	0	0		

# Intelligent Data Collection Limited



**Client:** Mott McDonald      **Date of Survey:** 07.12.2021  
**Project Number:** ID06180      **Junction Name:** B1047 Horningsea Road / A14  
**Junction Number:** Site 16      **Junction Type:** T-Junction

Total Junction Flow								
Time	Cars	LGV	OGV1	OGV2	Buses	M/C	Cycle	Total
07:00	170	30	0	0	1	1	0	202
07:15	170	41	1	0	2	1	0	215
07:30	199	49	1	0	2	2	0	253
07:45	166	57	0	0	0	0	0	223
08:00	190	51	3	0	0	2	0	246
08:15	209	49	2	1	0	2	0	263
08:30	200	36	3	0	0	1	1	241
08:45	182	33	1	2	0	2	0	220
09:00	180	46	1	0	0	1	0	228
09:15	161	41	3	0	1	0	0	206
09:30	147	24	1	0	0	1	0	173
09:45	153	39	3	1	1	0	0	197
16:00	163	34	0	0	0	1	0	198
16:15	196	49	1	0	0	0	0	246
16:30	192	24	0	1	0	4	0	221
16:45	176	18	0	0	0	2	0	196
17:00	186	24	2	1	0	0	0	213
17:15	194	20	0	0	0	2	0	216
17:30	200	15	0	0	0	1	1	217
17:45	193	20	0	0	0	1	0	214
18:00	179	14	0	0	0	1	0	194
18:15	160	13	0	1	1	0	0	175
18:30	163	11	0	0	0	0	0	174
18:45	117	14	0	0	0	0	0	131
Start Time	Rolling Hour							Total
07:00	705	177	2	0	5	4	0	893
07:15	725	198	5	0	4	5	0	937
07:30	764	206	6	1	2	6	0	985
07:45	765	193	8	1	0	5	1	973
08:00	781	169	9	3	0	7	1	970
08:15	771	164	7	3	0	6	1	952
08:30	723	156	8	2	1	4	1	895
08:45	670	144	6	2	1	4	0	827
09:00	641	150	8	1	2	2	0	804
16:00	727	125	1	1	0	7	0	861
16:15	750	115	3	2	0	6	0	876
16:30	748	86	2	2	0	8	0	846
16:45	756	77	2	1	0	5	1	842
17:00	773	79	2	1	0	4	1	860
17:15	766	69	0	0	0	5	1	841
17:30	732	62	0	1	1	3	1	800
17:45	695	58	0	1	1	2	0	757
18:00	619	52	0	1	1	1	0	674

# Intelligent Data Collection Limited



Client: Mott McDonald  
 Project Number: ID06180  
 Junction Number: Site 16

Date of Survey: 07.12.2021  
 Junction Name: B1047 Horningsea Road / A14  
 Junction Type: T-Junction

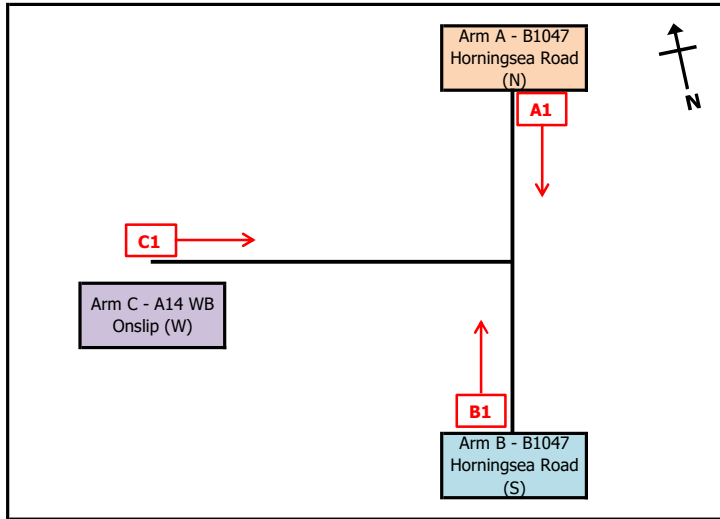
Arm A: B1047 Horningsea Road (N)  
 Arm B: B1047 Horningsea Road (S)  
 Arm C: A14 EB Offslip (W)

PCU Summary												
Time	A1 to A	A1 to C	A1 to B	B1 to B	B1 to A	B1 to C	C1 to C	C1 to B	C1 to A	C2 to C	C2 to B	C2 to A
07:00	0	0	61	0	8	0	0	132	0	0	0	2
07:15	0	0	69	0	10	0	0	133	0	0	0	7
07:30	0	0	111	0	11	0	0	127	0	0	0	6
07:45	0	0	65	0	22	0	0	132	0	0	0	4
08:00	0	0	68	0	35	0	0	128	0	0	0	16
08:15	0	0	70	0	27	0	0	154	0	0	0	14
08:30	0	0	70	0	35	0	0	130	0	0	0	7
08:45	0	0	67	0	27	0	0	123	0	0	0	7
09:00	0	0	45	0	32	0	0	143	0	0	0	8
09:15	0	0	42	0	28	0	0	129	0	0	0	12
09:30	0	0	58	0	40	0	0	72	0	0	0	3
09:45	0	0	52	0	32	0	0	111	0	0	0	8
16:00	0	0	48	0	38	0	0	102	0	0	0	9
16:15	0	0	39	0	84	0	0	107	0	0	0	17
16:30	0	0	52	0	52	0	0	106	0	0	0	10
16:45	0	0	28	0	60	0	0	102	0	0	0	5
17:00	0	0	45	0	66	0	0	98	0	0	0	8
17:15	0	0	29	0	70	0	0	107	0	0	0	8
17:30	0	0	39	0	68	0	0	105	0	0	0	3
17:45	0	0	27	0	60	0	0	122	0	0	0	4
18:00	0	0	43	0	51	0	0	91	0	0	0	8
18:15	0	0	25	0	50	0	0	101	0	0	0	3
18:30	0	0	24	0	37	0	0	107	0	0	0	6
18:45	0	0	20	0	22	0	0	87	0	0	0	2
Start Time	Rolling Hour											
07:00	0	0	306	0	51	0	0	524	0	0	0	19
07:15	0	0	313	0	79	0	0	521	0	0	0	33
07:30	0	0	314	0	96	0	0	542	0	0	0	40
07:45	0	0	273	0	120	0	0	545	0	0	0	41
08:00	0	0	275	0	124	0	0	536	0	0	0	44
08:15	0	0	252	0	121	0	0	551	0	0	0	36
08:30	0	0	224	0	122	0	0	525	0	0	0	33
08:45	0	0	212	0	127	0	0	467	0	0	0	29
09:00	0	0	198	0	132	0	0	455	0	0	0	31
16:00	0	0	167	0	234	0	0	418	0	0	0	41
16:15	0	0	164	0	261	0	0	413	0	0	0	40
16:30	0	0	155	0	248	0	0	413	0	0	0	31
16:45	0	0	141	0	264	0	0	412	0	0	0	24
17:00	0	0	141	0	265	0	0	432	0	0	0	23
17:15	0	0	139	0	250	0	0	425	0	0	0	23
17:30	0	0	135	0	229	0	0	419	0	0	0	18
17:45	0	0	120	0	198	0	0	421	0	0	0	21
18:00	0	0	112	0	160	0	0	386	0	0	0	19

**Client:** Mott McDonald      **Date of Survey:** 07.12.2021  
**Project Number:** ID06180      **Junction Name:** B1047 Horningsea Road / A14  
**Junction Number:** Site 17      **Junction Type:** T-Junction

X Coordinate	Y Coordinate	Google Maps Link
52.228587	0.179269	<a href="#">Click Here</a>
AM Peak Conditions	PM Peak Conditions	
Clear	Showers	

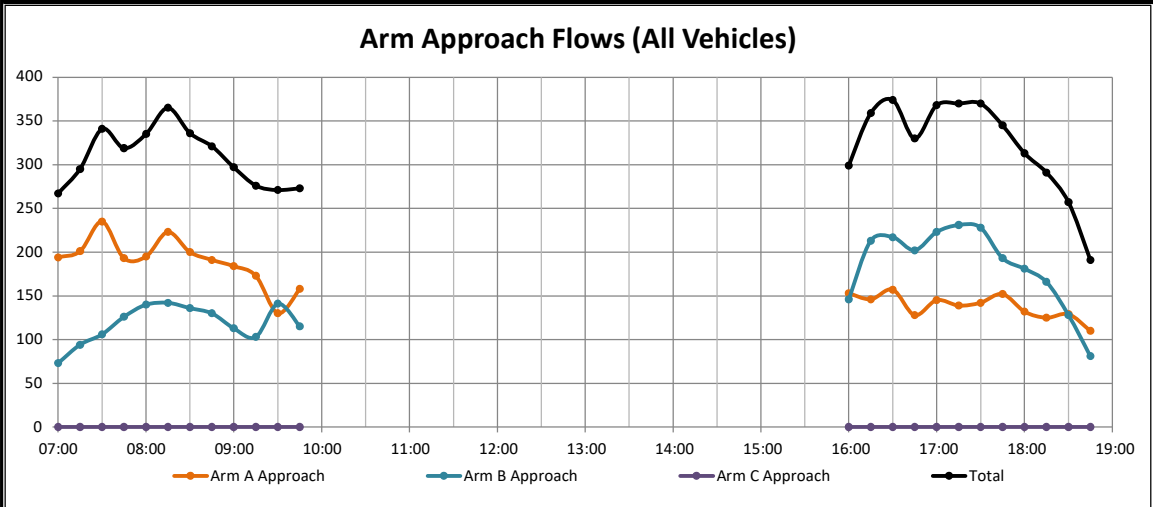
### Junction Layout



### Aerial Mapping and On-site Camera View



### Junction Flow Profile



**Additional Notes (Factors which may impact on survey results such as accidents, roadworks, special events):**

# Intelligent Data Collection Limited



**Client:** Mott McDonald      **Date of Survey:** 07.12.2021  
**Project Number:** ID06180      **Junction Name:** B1047 Horningsea Road / A14  
**Junction Number:** Site 17      **Junction Type:** T-Junction

Time	Arm A Approach								Arm A Exit									
	Cars	LGV	OGV1	OGV2	Buses	M/C	Cycle	Total	Cars	LGV	OGV1	OGV2	Buses	M/C	Cycle	Total		
07:00	164	27	0	0	1	2	0	194	5	3	0	0	0	0	0	8		
07:15	160	38	1	0	1	1	0	201	8	2	0	0	0	0	0	10		
07:30	185	46	1	0	2	1	0	235	10	2	0	0	0	1	0	13		
07:45	145	48	0	0	0	0	0	193	15	6	0	0	0	0	0	21		
08:00	153	39	2	0	0	1	0	195	24	8	1	0	0	1	0	34		
08:15	178	41	1	1	0	2	0	223	23	4	0	0	0	0	0	27		
08:30	168	28	3	0	0	1	0	200	28	7	0	0	0	0	1	36		
08:45	164	27	0	0	0	0	0	191	14	7	1	1	0	2	0	25		
09:00	143	39	1	0	0	1	0	184	28	6	0	0	0	0	0	34		
09:15	135	35	3	0	0	0	0	173	22	5	0	0	0	0	0	27		
09:30	112	16	1	0	0	1	0	130	34	7	0	0	0	0	0	41		
09:45	122	32	2	1	1	0	0	158	24	5	1	0	0	0	0	30		
16:00	127	25	0	0	0	1	0	153	31	6	0	0	0	0	0	37		
16:15	120	26	0	0	0	0	0	146	59	21	1	0	0	0	0	81		
16:30	134	20	0	1	0	2	0	157	49	8	0	0	0	3	0	60		
16:45	113	15	0	0	0	0	0	128	51	3	0	0	0	1	0	55		
17:00	132	12	1	0	0	0	0	145	57	11	0	1	0	0	0	69		
17:15	122	16	0	0	0	1	0	139	63	4	0	0	0	1	0	68		
17:30	130	11	0	0	0	1	0	142	63	3	0	0	0	0	1	67		
17:45	137	14	0	0	0	1	0	152	55	6	0	0	0	0	0	61		
18:00	125	6	0	0	0	1	0	132	44	7	0	0	0	0	0	51		
18:15	114	10	0	1	0	0	0	125	46	1	0	0	1	0	0	48		
18:30	119	10	0	0	0	0	0	129	36	1	0	0	0	0	0	37		
18:45	98	12	0	0	0	0	0	110	20	2	0	0	0	0	0	22		
Start Time	Rolling Hour								Total	Rolling Hour								Total
07:00	654	159	2	0	4	4	0	823	38	13	0	0	0	1	0	52		
07:15	643	171	4	0	3	3	0	824	57	18	1	0	0	2	0	78		
07:30	661	174	4	1	2	4	0	846	72	20	1	0	0	2	0	95		
07:45	644	156	6	1	0	4	0	811	90	25	1	0	0	1	1	118		
08:00	663	135	6	1	0	4	0	809	89	26	2	1	0	3	1	122		
08:15	653	135	5	1	0	4	0	798	93	24	1	1	0	2	1	122		
08:30	610	129	7	0	0	2	0	748	92	25	1	1	0	2	1	122		
08:45	554	117	5	0	0	2	0	678	98	25	1	1	0	2	0	127		
09:00	512	122	7	1	1	2	0	645	108	23	1	0	0	0	0	132		
16:00	494	86	0	1	0	3	0	584	190	38	1	0	0	4	0	233		
16:15	499	73	1	1	0	2	0	576	216	43	1	1	0	4	0	265		
16:30	501	63	1	1	0	3	0	569	220	26	0	1	0	5	0	252		
16:45	497	54	1	0	0	2	0	554	234	21	0	1	0	2	1	259		
17:00	521	53	1	0	0	3	0	578	238	24	0	1	0	1	1	265		
17:15	514	47	0	0	0	4	0	565	225	20	0	0	0	1	1	247		
17:30	506	41	0	1	0	3	0	551	208	17	0	0	1	0	1	227		
17:45	495	40	0	1	0	2	0	538	181	15	0	0	1	0	0	197		
18:00	456	38	0	1	0	1	0	496	146	11	0	0	1	0	0	158		

# Intelligent Data Collection Limited



**Client:** Mott McDonald      **Date of Survey:** 07.12.2021  
**Project Number:** ID06180      **Junction Name:** B1047 Horningsea Road / A14  
**Junction Number:** Site 17      **Junction Type:** T-Junction

Time	Arm B Approach								Arm B Exit									
	Cars	LGV	OGV1	OGV2	Buses	M/C	Cycle	Total	Cars	LGV	OGV1	OGV2	Buses	M/C	Cycle	Total		
07:00	49	21	2	0	0	1	0	73	160	27	0	0	1	1	0	189		
07:15	75	17	1	1	0	0	0	94	153	37	1	0	1	1	0	193		
07:30	83	22	0	0	0	1	0	106	179	45	1	0	2	1	0	228		
07:45	101	25	0	0	0	0	0	126	136	47	0	0	0	0	0	183		
08:00	115	22	2	0	0	1	0	140	148	35	2	0	0	1	0	186		
08:15	122	19	0	0	0	1	0	142	166	37	1	1	0	2	0	207		
08:30	110	25	0	0	0	0	1	136	165	28	2	0	0	1	0	196		
08:45	105	21	1	1	0	2	0	130	153	24	0	0	0	0	0	177		
09:00	91	22	0	0	0	0	0	113	137	36	1	0	0	1	0	175		
09:15	83	19	1	0	0	0	0	103	130	34	3	0	0	0	0	167		
09:30	111	26	3	0	0	1	0	141	106	15	1	0	0	1	0	123		
09:45	77	31	6	1	0	0	0	115	120	32	2	1	1	0	0	156		
16:00	126	20	0	0	0	0	0	146	110	21	0	0	0	1	0	132		
16:15	167	43	3	0	0	0	0	213	115	26	0	0	0	0	0	141		
16:30	173	39	1	0	0	4	0	217	121	18	0	1	0	2	0	142		
16:45	180	20	0	0	0	2	0	202	111	15	0	0	0	0	0	126		
17:00	193	28	0	1	0	1	0	223	124	11	1	0	0	0	0	136		
17:15	204	26	0	0	0	1	0	231	117	15	0	0	0	1	0	133		
17:30	210	17	0	0	0	0	1	228	128	11	0	0	0	1	0	140		
17:45	178	15	0	0	0	0	0	193	136	14	0	0	0	1	0	151		
18:00	167	13	0	0	0	1	0	181	120	5	0	0	0	1	0	126		
18:15	152	12	0	0	1	1	0	166	108	10	0	1	0	0	0	119		
18:30	119	7	0	0	1	1	0	128	116	10	0	0	0	0	0	126		
18:45	70	9	0	0	1	1	0	81	92	12	0	0	0	0	0	104		
Start Time	Rolling Hour								Total	Rolling Hour								Total
07:00	308	85	3	1	0	2	0	399	628	156	2	0	4	3	0	793		
07:15	374	86	3	1	0	2	0	466	616	164	4	0	3	3	0	790		
07:30	421	88	2	0	0	3	0	514	629	164	4	1	2	4	0	804		
07:45	448	91	2	0	0	2	1	544	615	147	5	1	0	4	0	772		
08:00	452	87	3	1	0	4	1	548	632	124	5	1	0	4	0	766		
08:15	428	87	1	1	0	3	1	521	621	125	4	1	0	4	0	755		
08:30	389	87	2	1	0	2	1	482	585	122	6	0	0	2	0	715		
08:45	390	88	5	1	0	3	0	487	526	109	5	0	0	2	0	642		
09:00	362	98	10	1	0	1	0	472	493	117	7	1	1	2	0	621		
16:00	646	122	4	0	0	6	0	778	457	80	0	1	0	3	0	541		
16:15	713	130	4	1	0	7	0	855	471	70	1	1	0	2	0	545		
16:30	750	113	1	1	0	8	0	873	473	59	1	1	0	3	0	537		
16:45	787	91	0	1	0	4	1	884	480	52	1	0	0	2	0	535		
17:00	785	86	0	1	0	2	1	875	505	51	1	0	0	3	0	560		
17:15	759	71	0	0	0	2	1	833	501	45	0	0	0	4	0	550		
17:30	707	57	0	0	1	2	1	768	492	40	0	1	0	3	0	536		
17:45	616	47	0	0	2	3	0	668	480	39	0	1	0	2	0	522		
18:00	508	41	0	0	3	4	0	556	436	37	0	1	0	1	0	475		

# Intelligent Data Collection Limited



**Client:** Mott McDonald      **Date of Survey:** 07.12.2021  
**Project Number:** ID06180      **Junction Name:** B1047 Horningsea Road / A14  
**Junction Number:** Site 17      **Junction Type:** T-Junction

Time	Arm C Approach								Arm C Exit									
	Cars	LGV	OGV1	OGV2	Buses	M/C	Cycle	Total	Cars	LGV	OGV1	OGV2	Buses	M/C	Cycle	Total		
07:00	0	0	0	0	0	0	0	0	48	18	2	0	0	2	0	70		
07:15	0	0	0	0	0	0	0	0	74	16	1	1	0	0	0	92		
07:30	0	0	0	0	0	0	0	0	79	21	0	0	0	0	0	100		
07:45	0	0	0	0	0	0	0	0	95	20	0	0	0	0	0	115		
08:00	0	0	0	0	0	0	0	0	96	18	1	0	0	0	0	115		
08:15	0	0	0	0	0	0	0	0	111	19	0	0	0	1	0	131		
08:30	0	0	0	0	0	0	0	0	85	18	1	0	0	0	0	104		
08:45	0	0	0	0	0	0	0	0	102	17	0	0	0	0	0	119		
09:00	0	0	0	0	0	0	0	0	69	19	0	0	0	0	0	88		
09:15	0	0	0	0	0	0	0	0	66	15	1	0	0	0	0	82		
09:30	0	0	0	0	0	0	0	0	83	20	3	0	0	1	0	107		
09:45	0	0	0	0	0	0	0	0	55	26	5	1	0	0	0	87		
16:00	0	0	0	0	0	0	0	0	112	18	0	0	0	0	0	130		
16:15	0	0	0	0	0	0	0	0	113	22	2	0	0	0	0	137		
16:30	0	0	0	0	0	0	0	0	137	33	1	0	0	1	0	172		
16:45	0	0	0	0	0	0	0	0	131	17	0	0	0	1	0	149		
17:00	0	0	0	0	0	0	0	0	144	18	0	0	0	1	0	163		
17:15	0	0	0	0	0	0	0	0	146	23	0	0	0	0	0	169		
17:30	0	0	0	0	0	0	0	0	149	14	0	0	0	0	0	163		
17:45	0	0	0	0	0	0	0	0	124	9	0	0	0	0	0	133		
18:00	0	0	0	0	0	0	0	0	128	7	0	0	0	1	0	136		
18:15	0	0	0	0	0	0	0	0	112	11	0	0	0	1	0	124		
18:30	0	0	0	0	0	0	0	0	86	6	0	0	1	1	0	94		
18:45	0	0	0	0	0	0	0	0	56	7	0	0	1	1	0	65		
Start Time	Rolling Hour								Total	Rolling Hour								Total
07:00	0	0	0	0	0	0	0	0	296	75	3	1	0	2	0	377		
07:15	0	0	0	0	0	0	0	0	344	75	2	1	0	0	0	422		
07:30	0	0	0	0	0	0	0	0	381	78	1	0	0	1	0	461		
07:45	0	0	0	0	0	0	0	0	387	75	2	0	0	1	0	465		
08:00	0	0	0	0	0	0	0	0	394	72	2	0	0	1	0	469		
08:15	0	0	0	0	0	0	0	0	367	73	1	0	0	1	0	442		
08:30	0	0	0	0	0	0	0	0	322	69	2	0	0	0	0	393		
08:45	0	0	0	0	0	0	0	0	320	71	4	0	0	1	0	396		
09:00	0	0	0	0	0	0	0	0	273	80	9	1	0	1	0	364		
16:00	0	0	0	0	0	0	0	0	493	90	3	0	0	2	0	588		
16:15	0	0	0	0	0	0	0	0	525	90	3	0	0	3	0	621		
16:30	0	0	0	0	0	0	0	0	558	91	1	0	0	3	0	653		
16:45	0	0	0	0	0	0	0	0	570	72	0	0	0	2	0	644		
17:00	0	0	0	0	0	0	0	0	563	64	0	0	0	1	0	628		
17:15	0	0	0	0	0	0	0	0	547	53	0	0	0	1	0	601		
17:30	0	0	0	0	0	0	0	0	513	41	0	0	0	2	0	556		
17:45	0	0	0	0	0	0	0	0	450	33	0	0	1	3	0	487		
18:00	0	0	0	0	0	0	0	0	382	31	0	0	2	4	0	419		

# Intelligent Data Collection Limited



**Client:** Mott McDonald      **Date of Survey:** 07.12.2021  
**Project Number:** ID06180      **Junction Name:** B1047 Horningsea Road / A14  
**Junction Number:** Site 17      **Junction Type:** T-Junction

Total Junction Flow								
Time	Cars	LGV	OGV1	OGV2	Buses	M/C	Cycle	Total
07:00	213	48	2	0	1	3	0	267
07:15	235	55	2	1	1	1	0	295
07:30	268	68	1	0	2	2	0	341
07:45	246	73	0	0	0	0	0	319
08:00	268	61	4	0	0	2	0	335
08:15	300	60	1	1	0	3	0	365
08:30	278	53	3	0	0	1	1	336
08:45	269	48	1	1	0	2	0	321
09:00	234	61	1	0	0	1	0	297
09:15	218	54	4	0	0	0	0	276
09:30	223	42	4	0	0	2	0	271
09:45	199	63	8	2	1	0	0	273
<b>Rolling Hour</b>								
16:00	253	45	0	0	0	1	0	299
16:15	287	69	3	0	0	0	0	359
16:30	307	59	1	1	0	6	0	374
16:45	293	35	0	0	0	2	0	330
17:00	325	40	1	1	0	1	0	368
17:15	326	42	0	0	0	2	0	370
17:30	340	28	0	0	0	1	1	370
17:45	315	29	0	0	0	1	0	345
18:00	292	19	0	0	0	2	0	313
18:15	266	22	0	1	1	1	0	291
18:30	238	17	0	0	1	1	0	257
18:45	168	21	0	0	1	1	0	191
<b>Start Time</b>								
07:00	962	244	5	1	4	6	0	1222
07:15	1017	257	7	1	3	5	0	1290
07:30	1082	262	6	1	2	7	0	1360
07:45	1092	247	8	1	0	6	1	1355
08:00	1115	222	9	2	0	8	1	1357
08:15	1081	222	6	2	0	7	1	1319
08:30	999	216	9	1	0	4	1	1230
08:45	944	205	10	1	0	5	0	1165
09:00	874	220	17	2	1	3	0	1117
<b>Rolling Hour</b>								
16:00	1140	208	4	1	0	9	0	1362
16:15	1212	203	5	2	0	9	0	1431
16:30	1251	176	2	2	0	11	0	1442
16:45	1284	145	1	1	0	6	1	1438
17:00	1306	139	1	1	0	5	1	1453
17:15	1273	118	0	0	0	6	1	1398
17:30	1213	98	0	1	1	5	1	1319
17:45	1111	87	0	1	2	5	0	1206
18:00	964	79	0	1	3	5	0	1052



# Intelligent Data Collection Limited



Client: Mott McDonald  
 Project Number: ID06180  
 Junction Number: Site 17

Date of Survey: 07.12.2021  
 Junction Name: B1047 Horningsea Road / A14  
 Junction Type: T-Junction

Arm A: B1047 Horningsea Road (N)  
 Arm B: B1047 Horningsea Road (S)  
 Arm C: A14 WB Onslip (W)

Time	A1 to A								A1 to C								A1 to B							
	Cars	LGV	OGV1	OGV2	Buses	M/C	Cycle	Total	Cars	LGV	OGV1	OGV2	Buses	M/C	Cycle	Total	Cars	LGV	OGV1	OGV2	Buses	M/C	Cycle	Total
07:00	0	0	0	0	0	0	0	4	0	0	0	0	0	1	0	5	160	27	0	0	1	1	0	189
07:15	0	0	0	0	0	0	0	7	1	0	0	0	0	0	0	8	153	37	1	0	1	1	0	193
07:30	0	0	0	0	0	0	0	6	1	0	0	0	0	0	0	7	179	45	1	0	2	1	0	228
07:45	0	0	0	0	0	0	0	9	1	0	0	0	0	0	0	10	136	47	0	0	0	0	0	183
08:00	0	0	0	0	0	0	0	5	4	0	0	0	0	0	0	9	148	35	2	0	0	0	1	186
08:15	0	0	0	0	0	0	0	12	4	0	0	0	0	0	0	16	166	37	1	1	0	2	0	207
08:30	0	0	0	0	0	0	0	3	0	1	0	0	0	0	0	4	165	28	2	0	0	1	0	196
08:45	0	0	0	0	0	0	0	11	3	0	0	0	0	0	0	14	153	24	0	0	0	0	0	177
09:00	0	0	0	0	0	0	0	6	3	0	0	0	0	0	0	9	137	36	1	0	0	1	0	175
09:15	0	0	0	0	0	0	0	5	1	0	0	0	0	0	0	6	130	34	3	0	0	0	0	167
09:30	0	0	0	0	0	0	0	6	1	0	0	0	0	0	0	7	106	15	1	0	0	1	0	123
09:45	0	0	0	0	0	0	0	2	0	0	0	0	0	0	0	2	120	32	2	1	1	0	0	156
16:00	0	0	0	0	0	0	0	17	4	0	0	0	0	0	0	21	110	21	0	0	0	1	0	132
16:15	0	0	0	0	0	0	0	5	0	0	0	0	0	0	0	5	115	26	0	0	0	0	0	141
16:30	0	0	0	0	0	0	0	13	2	0	0	0	0	0	0	15	121	18	0	1	0	2	0	142
16:45	0	0	0	0	0	0	0	2	0	0	0	0	0	0	0	2	111	15	0	0	0	0	0	126
17:00	0	0	0	0	0	0	0	8	1	0	0	0	0	0	0	9	124	11	1	0	0	0	0	136
17:15	0	0	0	0	0	0	0	5	1	0	0	0	0	0	0	6	117	15	0	0	0	1	0	133
17:30	0	0	0	0	0	0	0	2	0	0	0	0	0	0	0	2	128	11	0	0	0	1	0	140
17:45	0	0	0	0	0	0	0	1	0	0	0	0	0	0	0	1	136	14	0	0	0	1	0	151
18:00	0	0	0	0	0	0	0	5	1	0	0	0	0	0	0	6	120	5	0	0	0	1	0	126
18:15	0	0	0	0	0	0	0	6	0	0	0	0	0	0	0	6	108	10	0	1	0	0	0	119
18:30	0	0	0	0	0	0	0	3	0	0	0	0	0	0	0	3	116	10	0	0	0	0	0	126
18:45	0	0	0	0	0	0	0	6	0	0	0	0	0	0	0	6	92	12	0	0	0	0	0	104
Start Time	Rolling Hour								Rolling Hour								Rolling Hour							
	Cars	LGV	OGV1	OGV2	Buses	M/C	Cycle	Total	Cars	LGV	OGV1	OGV2	Buses	M/C	Cycle	Total	Cars	LGV	OGV1	OGV2	Buses	M/C	Cycle	Total
07:00	0	0	0	0	0	0	0	0	26	3	0	0	0	1	0	30	628	156	2	0	4	3	0	793
07:15	0	0	0	0	0	0	0	0	27	7	0	0	0	0	0	34	616	164	4	0	3	3	0	790
07:30	0	0	0	0	0	0	0	0	32	10	0	0	0	0	0	42	629	164	4	1	2	4	0	804
07:45	0	0	0	0	0	0	0	0	29	9	1	0	0	0	0	39	615	147	5	1	0	4	0	772
08:00	0	0	0	0	0	0	0	0	31	11	1	0	0	0	0	43	632	124	5	1	0	4	0	766
08:15	0	0	0	0	0	0	0	0	32	10	1	0	0	0	0	43	621	125	4	1	0	4	0	755
08:30	0	0	0	0	0	0	0	0	25	7	1	0	0	0	0	33	585	122	6	0	0	2	0	715
08:45	0	0	0	0	0	0	0	0	28	8	0	0	0	0	0	36	526	109	5	0	0	2	0	642
09:00	0	0	0	0	0	0	0	0	19	5	0	0	0	0	0	24	493	117	7	1	1	2	0	621
16:00	0	0	0	0	0	0	0	0	37	6	0	0	0	0	0	43	457	80	0	1	0	3	0	541
16:15	0	0	0	0	0	0	0	0	28	3	0	0	0	0	0	31	471	70	1	1	0	2	0	545
16:30	0	0	0	0	0	0	0	0	28	4	0	0	0	0	0	32	473	59	1	1	0	3	0	537
16:45	0	0	0	0	0	0	0	0	17	2	0	0	0	0	0	19	480	52	1	0	0	2	0	535
17:00	0	0	0	0	0	0	0	0	16	2	0	0	0	0	0	18	505	51	1	0	0	3	0	560
17:15	0	0	0	0	0	0	0	0	13	2	0	0	0	0	0	15	501	45	0	0	0	4	0	550
17:30	0	0	0	0	0	0	0	0	14	1	0	0	0	0	0	15	492	40	0	1	0	3	0	536
17:45	0	0	0	0	0	0	0	0	15	1	0	0	0	0	0	16	480	39	0	1	0	2	0	522
18:00	0	0	0	0	0	0	0	0	20	1	0	0	0	0	0	21	436	37	0	1	0	1	0	475

# Intelligent Data Collection Limited



Client: Mott McDonald  
 Project Number: ID06180  
 Junction Number: Site 17

Date of Survey: 07.12.2021  
 Junction Name: B1047 Horningsea Road / A14  
 Junction Type: T-Junction

Arm A: B1047 Horningsea Road (N)  
 Arm B: B1047 Horningsea Road (S)

Arm C: A14 WB Onslip (W)

Time	B1 to B								B1 to A								B1 to C							
	Cars	LGV	OGV1	OGV2	Buses	M/C	Cycle	Total	Cars	LGV	OGV1	OGV2	Buses	M/C	Cycle	Total	Cars	LGV	OGV1	OGV2	Buses	M/C	Cycle	Total
07:00	0	0	0	0	0	0	0	0	5	3	0	0	0	0	0	8	44	18	2	0	0	1	0	65
07:15	0	0	0	0	0	0	0	0	8	2	0	0	0	0	0	10	67	15	1	1	0	0	0	84
07:30	0	0	0	0	0	0	0	0	10	2	0	0	0	1	0	13	73	20	0	0	0	0	0	93
07:45	0	0	0	0	0	0	0	0	15	6	0	0	0	0	0	21	86	19	0	0	0	0	0	105
08:00	0	0	0	0	0	0	0	0	24	8	1	0	0	1	0	34	91	14	1	0	0	0	0	106
08:15	0	0	0	0	0	0	0	0	23	4	0	0	0	0	0	27	99	15	0	0	0	1	0	115
08:30	0	0	0	0	0	0	0	0	28	7	0	0	0	0	1	36	82	18	0	0	0	0	0	100
08:45	0	0	0	0	0	0	0	0	14	7	1	1	0	2	0	25	91	14	0	0	0	0	0	105
09:00	0	0	0	0	0	0	0	0	28	6	0	0	0	0	0	34	63	16	0	0	0	0	0	79
09:15	0	0	0	0	0	0	0	0	22	5	0	0	0	0	0	27	61	14	1	0	0	0	0	76
09:30	0	0	0	0	0	0	0	0	34	7	0	0	0	0	0	41	77	19	3	0	0	1	0	100
09:45	0	0	0	0	0	0	0	0	24	5	1	0	0	0	0	30	53	26	5	1	0	0	0	85
16:00	0	0	0	0	0	0	0	0	31	6	0	0	0	0	0	37	95	14	0	0	0	0	0	109
16:15	0	0	0	0	0	0	0	0	59	21	1	0	0	0	0	81	108	22	2	0	0	0	0	132
16:30	0	0	0	0	0	0	0	0	49	8	0	0	0	3	0	60	124	31	1	0	0	1	0	157
16:45	0	0	0	0	0	0	0	0	51	3	0	0	0	1	0	55	129	17	0	0	0	1	0	147
17:00	0	0	0	0	0	0	0	0	57	11	0	1	0	0	0	69	136	17	0	0	0	1	0	154
17:15	0	0	0	0	0	0	0	0	63	4	0	0	0	1	0	68	141	22	0	0	0	0	0	163
17:30	0	0	0	0	0	0	0	0	63	3	0	0	0	0	1	67	147	14	0	0	0	0	0	161
17:45	0	0	0	0	0	0	0	0	55	6	0	0	0	0	0	61	123	9	0	0	0	0	0	132
18:00	0	0	0	0	0	0	0	0	44	7	0	0	0	0	0	51	123	6	0	0	0	1	0	130
18:15	0	0	0	0	0	0	0	0	46	1	0	0	1	0	0	48	106	11	0	0	0	1	0	118
18:30	0	0	0	0	0	0	0	0	36	1	0	0	0	0	0	37	83	6	0	0	1	1	0	91
18:45	0	0	0	0	0	0	0	0	20	2	0	0	0	0	0	22	50	7	0	0	1	1	0	59
Start Time	Rolling Hour								Rolling Hour								Rolling Hour							
	Cars	LGV	OGV1	OGV2	Buses	M/C	Cycle	Total	Cars	LGV	OGV1	OGV2	Buses	M/C	Cycle	Total	Cars	LGV	OGV1	OGV2	Buses	M/C	Cycle	Total
07:00	0	0	0	0	0	0	0	0	38	13	0	0	0	1	0	52	270	72	3	1	0	1	0	347
07:15	0	0	0	0	0	0	0	0	57	18	1	0	0	2	0	78	317	68	2	1	0	0	0	388
07:30	0	0	0	0	0	0	0	0	72	20	1	0	0	2	0	95	349	68	1	0	0	1	0	419
07:45	0	0	0	0	0	0	0	0	90	25	1	0	0	1	1	118	358	66	1	0	0	1	0	426
08:00	0	0	0	0	0	0	0	0	89	26	2	1	0	3	1	122	363	61	1	0	0	1	0	426
08:15	0	0	0	0	0	0	0	0	93	24	1	1	0	2	1	122	335	63	0	0	0	1	0	399
08:30	0	0	0	0	0	0	0	0	92	25	1	1	0	2	1	122	297	62	1	0	0	0	0	360
08:45	0	0	0	0	0	0	0	0	98	25	1	1	0	2	0	127	292	63	4	0	0	1	0	360
09:00	0	0	0	0	0	0	0	0	108	23	1	0	0	0	0	132	254	75	9	1	0	1	0	340
16:00	0	0	0	0	0	0	0	0	190	38	1	0	0	4	0	233	456	84	3	0	0	2	0	545
16:15	0	0	0	0	0	0	0	0	216	43	1	1	0	4	0	265	497	87	3	0	0	3	0	590
16:30	0	0	0	0	0	0	0	0	220	26	0	1	0	5	0	252	530	87	1	0	0	3	0	621
16:45	0	0	0	0	0	0	0	0	234	21	0	1	0	2	1	259	553	70	0	0	0	2	0	625
17:00	0	0	0	0	0	0	0	0	238	24	0	1	0	1	1	265	547	62	0	0	0	1	0	610
17:15	0	0	0	0	0	0	0	0	225	20	0	0	0	1	1	247	534	51	0	0	0	1	0	586
17:30	0	0	0	0	0	0	0	0	208	17	0	0	1	0	1	227	499	40	0	0	0	2	0	541
17:45	0	0	0	0	0	0	0	0	181	15	0	0	1	0	0	197	435	32	0	0	1	3	0	471
18:00	0	0	0	0	0	0	0	0	146	11	0	0	1	0	0	158	362	30	0	0	2	4	0	398

# Intelligent Data Collection Limited



Client: Mott McDonald  
 Project Number: ID06180  
 Junction Number: Site 17

Date of Survey: 07.12.2021  
 Junction Name: B1047 Horningsea Road / A14  
 Junction Type: T-Junction

Arm A: B1047 Horningsea Road (N)  
 Arm B: B1047 Horningsea Road (S)  
 Arm C: A14 WB Onslip (W)

Time	C1 to C								C1 to B								C1 to A							
	Cars	LGV	OGV1	OGV2	Buses	M/C	Cycle	Total	Cars	LGV	OGV1	OGV2	Buses	M/C	Cycle	Total	Cars	LGV	OGV1	OGV2	Buses	M/C	Cycle	Total
07:00	0	0	0	0	0	0	0	0	0	0	0	0	0	0	0	0	0	0	0	0	0	0	0	0
07:15	0	0	0	0	0	0	0	0	0	0	0	0	0	0	0	0	0	0	0	0	0	0	0	0
07:30	0	0	0	0	0	0	0	0	0	0	0	0	0	0	0	0	0	0	0	0	0	0	0	0
07:45	0	0	0	0	0	0	0	0	0	0	0	0	0	0	0	0	0	0	0	0	0	0	0	0
08:00	0	0	0	0	0	0	0	0	0	0	0	0	0	0	0	0	0	0	0	0	0	0	0	0
08:15	0	0	0	0	0	0	0	0	0	0	0	0	0	0	0	0	0	0	0	0	0	0	0	0
08:30	0	0	0	0	0	0	0	0	0	0	0	0	0	0	0	0	0	0	0	0	0	0	0	0
08:45	0	0	0	0	0	0	0	0	0	0	0	0	0	0	0	0	0	0	0	0	0	0	0	0
09:00	0	0	0	0	0	0	0	0	0	0	0	0	0	0	0	0	0	0	0	0	0	0	0	0
09:15	0	0	0	0	0	0	0	0	0	0	0	0	0	0	0	0	0	0	0	0	0	0	0	0
09:30	0	0	0	0	0	0	0	0	0	0	0	0	0	0	0	0	0	0	0	0	0	0	0	0
09:45	0	0	0	0	0	0	0	0	0	0	0	0	0	0	0	0	0	0	0	0	0	0	0	0
16:00	0	0	0	0	0	0	0	0	0	0	0	0	0	0	0	0	0	0	0	0	0	0	0	0
16:15	0	0	0	0	0	0	0	0	0	0	0	0	0	0	0	0	0	0	0	0	0	0	0	0
16:30	0	0	0	0	0	0	0	0	0	0	0	0	0	0	0	0	0	0	0	0	0	0	0	0
16:45	0	0	0	0	0	0	0	0	0	0	0	0	0	0	0	0	0	0	0	0	0	0	0	0
17:00	0	0	0	0	0	0	0	0	0	0	0	0	0	0	0	0	0	0	0	0	0	0	0	0
17:15	0	0	0	0	0	0	0	0	0	0	0	0	0	0	0	0	0	0	0	0	0	0	0	0
17:30	0	0	0	0	0	0	0	0	0	0	0	0	0	0	0	0	0	0	0	0	0	0	0	0
17:45	0	0	0	0	0	0	0	0	0	0	0	0	0	0	0	0	0	0	0	0	0	0	0	0
18:00	0	0	0	0	0	0	0	0	0	0	0	0	0	0	0	0	0	0	0	0	0	0	0	0
18:15	0	0	0	0	0	0	0	0	0	0	0	0	0	0	0	0	0	0	0	0	0	0	0	0
18:30	0	0	0	0	0	0	0	0	0	0	0	0	0	0	0	0	0	0	0	0	0	0	0	0
18:45	0	0	0	0	0	0	0	0	0	0	0	0	0	0	0	0	0	0	0	0	0	0	0	0
Start Time	Rolling Hour							Total	Rolling Hour							Total	Rolling Hour							Total
07:00	0	0	0	0	0	0	0	0	0	0	0	0	0	0	0	0	0	0	0	0	0	0	0	0
07:15	0	0	0	0	0	0	0	0	0	0	0	0	0	0	0	0	0	0	0	0	0	0	0	0
07:30	0	0	0	0	0	0	0	0	0	0	0	0	0	0	0	0	0	0	0	0	0	0	0	0
07:45	0	0	0	0	0	0	0	0	0	0	0	0	0	0	0	0	0	0	0	0	0	0	0	0
08:00	0	0	0	0	0	0	0	0	0	0	0	0	0	0	0	0	0	0	0	0	0	0	0	0
08:15	0	0	0	0	0	0	0	0	0	0	0	0	0	0	0	0	0	0	0	0	0	0	0	0
08:30	0	0	0	0	0	0	0	0	0	0	0	0	0	0	0	0	0	0	0	0	0	0	0	0
08:45	0	0	0	0	0	0	0	0	0	0	0	0	0	0	0	0	0	0	0	0	0	0	0	0
09:00	0	0	0	0	0	0	0	0	0	0	0	0	0	0	0	0	0	0	0	0	0	0	0	0
16:00	0	0	0	0	0	0	0	0	0	0	0	0	0	0	0	0	0	0	0	0	0	0	0	0
16:15	0	0	0	0	0	0	0	0	0	0	0	0	0	0	0	0	0	0	0	0	0	0	0	0
16:30	0	0	0	0	0	0	0	0	0	0	0	0	0	0	0	0	0	0	0	0	0	0	0	0
16:45	0	0	0	0	0	0	0	0	0	0	0	0	0	0	0	0	0	0	0	0	0	0	0	0
17:00	0	0	0	0	0	0	0	0	0	0	0	0	0	0	0	0	0	0	0	0	0	0	0	0
17:15	0	0	0	0	0	0	0	0	0	0	0	0	0	0	0	0	0	0	0	0	0	0	0	0
17:30	0	0	0	0	0	0	0	0	0	0	0	0	0	0	0	0	0	0	0	0	0	0	0	0
17:45	0	0	0	0	0	0	0	0	0	0	0	0	0	0	0	0	0	0	0	0	0	0	0	0
18:00	0	0	0	0	0	0	0	0	0	0	0	0	0	0	0	0	0	0	0	0	0	0	0	0

# Intelligent Data Collection Limited



Client: Mott McDonald  
 Project Number: ID06180  
 Junction Number: Site 17

Date of Survey: 07.12.2021  
 Junction Name: B1047 Horningsea Road / A14  
 Junction Type: T-Junction

Arm A: B1047 Horningsea Road (N)  
 Arm B: B1047 Horningsea Road (S)  
 Arm C: A14 WB Onslip (W)

PCU Summary									
Time	A1 to A	A1 to C	A1 to B	B1 to B	B1 to A	B1 to C	C1 to C	C1 to B	C1 to A
07:00	0	4	190	0	8	66	0	0	0
07:15	0	8	195	0	10	87	0	0	0
07:30	0	7	231	0	12	93	0	0	0
07:45	0	10	183	0	21	105	0	0	0
08:00	0	9	187	0	34	107	0	0	0
08:15	0	16	209	0	27	114	0	0	0
08:30	0	5	197	0	35	100	0	0	0
08:45	0	14	177	0	27	105	0	0	0
09:00	0	9	175	0	34	79	0	0	0
09:15	0	6	170	0	27	77	0	0	0
09:30	0	7	123	0	41	102	0	0	0
09:45	0	2	161	0	31	91	0	0	0
16:00	0	21	131	0	37	109	0	0	0
16:15	0	5	141	0	82	134	0	0	0
16:30	0	15	143	0	58	157	0	0	0
16:45	0	2	126	0	54	146	0	0	0
17:00	0	9	137	0	71	153	0	0	0
17:15	0	6	132	0	67	163	0	0	0
17:30	0	2	139	0	66	161	0	0	0
17:45	0	1	150	0	61	132	0	0	0
18:00	0	6	125	0	51	129	0	0	0
18:15	0	6	121	0	50	117	0	0	0
18:30	0	3	126	0	37	92	0	0	0
18:45	0	6	104	0	22	60	0	0	0
Start Time	Rolling Hour								
07:00	0	29	799	0	51	351	0	0	0
07:15	0	34	796	0	78	392	0	0	0
07:30	0	42	810	0	95	419	0	0	0
07:45	0	40	776	0	118	426	0	0	0
08:00	0	44	770	0	123	426	0	0	0
08:15	0	44	758	0	123	398	0	0	0
08:30	0	34	719	0	123	361	0	0	0
08:45	0	36	645	0	129	363	0	0	0
09:00	0	24	630	0	133	349	0	0	0
16:00	0	43	541	0	232	547	0	0	0
16:15	0	31	547	0	265	591	0	0	0
16:30	0	32	538	0	251	620	0	0	0
16:45	0	19	535	0	259	624	0	0	0
17:00	0	18	559	0	266	609	0	0	0
17:15	0	15	548	0	246	585	0	0	0
17:30	0	15	536	0	228	540	0	0	0
17:45	0	16	523	0	199	471	0	0	0
18:00	0	21	476	0	160	399	0	0	0

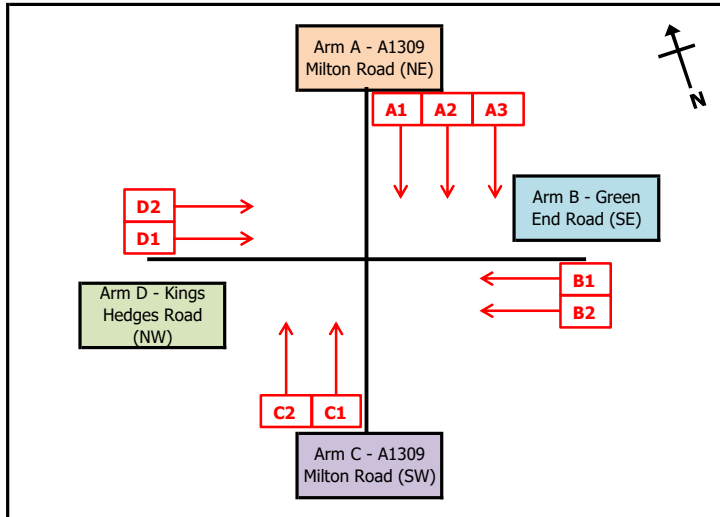
# Intelligent Data Collection Limited



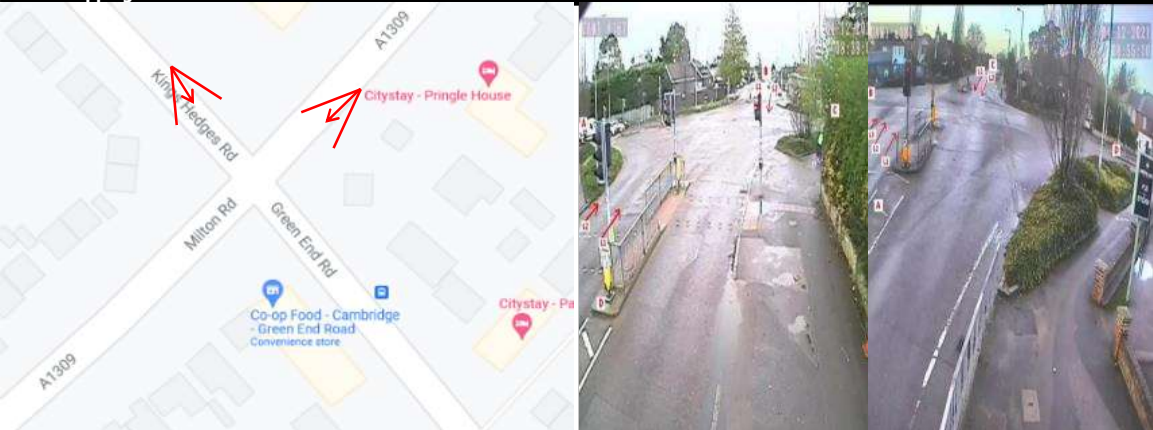
**Client:** Mott McDonald      **Date of Survey:** 07.12.2021  
**Project Number:** ID06180      **Junction Name:** A1309 Milton Road / Green End Road / Kings Hedges Road  
**Junction Number:** Site 18      **Junction Type:** Crossroads

X Coordinate	Y Coordinate	Google Maps Link
52.227428	0.145433	<a href="#">Click Here</a>
AM Peak Conditions	PM Peak Conditions	
Clear	Showers	

## Junction Layout

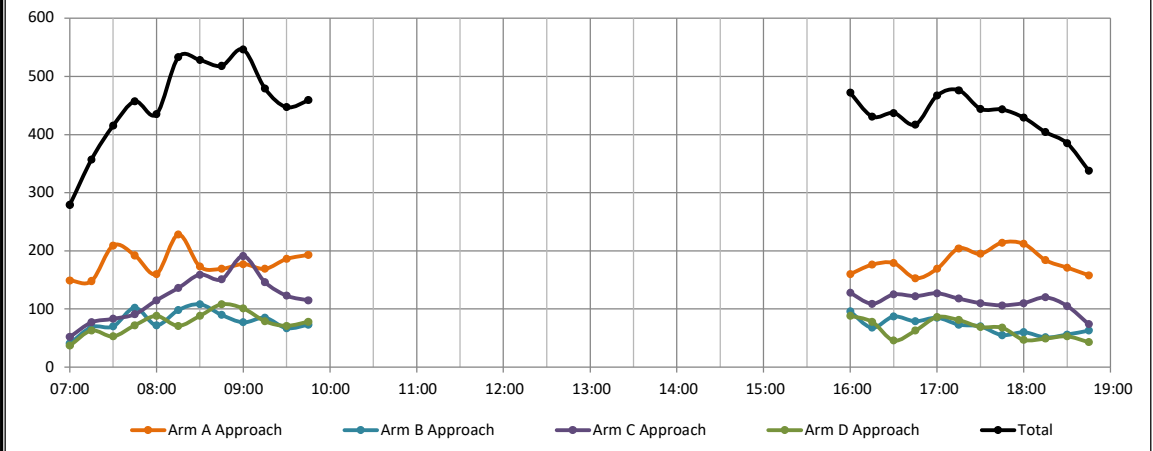


## Aerial Mapping and On-site Camera View



## Junction Flow Profile

Arm Approach Flows (All Vehicles)



**Additional Notes (Factors which may impact on survey results such as accidents, roadworks, special events):**

# Intelligent Data Collection Limited



Client: Mott McDonald  
 Project Number: ID06180  
 Junction Number: Site 18

Date of Survey: 07.12.2021  
 Junction Name: A1309 Milton Road / Green End Road / Kings Hedges Road  
 Junction Type: Crossroads

Arm A: A1309 Milton Road (NE)  
 Arm B: Green End Road (SE)

Arm C: A1309 Milton Road (SW)  
 Arm D: Kings Hedges Road (NW)

Time	A1 to A								A1 to D								A1 to C							
	Cars	LGV	OGV1	OGV2	Buses	M/C	Cycle	Total	Cars	LGV	OGV1	OGV2	Buses	M/C	Cycle	Total	Cars	LGV	OGV1	OGV2	Buses	M/C	Cycle	Total
07:00	0	0	0	0	0	0	0	0	9	5	0	0	1	0	0	15	0	0	0	0	0	0	0	0
07:15	0	0	0	0	0	0	0	0	10	4	0	0	0	0	0	14	0	0	0	0	0	0	0	0
07:30	0	0	0	0	0	0	0	0	13	7	0	0	0	0	0	20	0	0	0	0	0	0	0	0
07:45	0	0	0	0	0	0	0	0	12	10	0	0	0	0	1	23	0	0	0	0	0	0	0	0
08:00	0	0	0	0	0	0	0	0	11	8	2	1	0	0	0	22	0	0	0	0	0	0	0	0
08:15	0	0	0	0	0	0	0	0	29	17	0	2	0	0	0	48	0	0	0	0	0	0	0	0
08:30	0	0	0	0	0	0	0	0	22	7	0	0	0	0	1	30	0	0	0	0	0	1	0	1
08:45	0	0	0	0	0	0	0	0	21	7	0	0	0	0	1	29	0	0	0	0	0	0	0	0
09:00	0	0	0	0	0	0	0	0	27	5	0	0	0	0	0	32	0	0	0	0	0	0	0	0
09:15	0	0	0	0	0	0	0	0	23	7	0	0	0	0	0	30	0	0	0	0	0	0	0	0
09:30	0	0	0	0	0	0	0	0	22	5	0	1	0	0	0	28	0	0	0	0	0	0	0	0
09:45	0	0	0	0	0	0	0	0	24	7	0	0	0	0	0	31	1	0	0	0	0	0	0	1
16:00	0	0	0	0	0	0	0	0	23	5	0	0	0	0	0	28	0	0	0	0	0	0	0	0
16:15	0	0	0	0	0	0	0	0	26	3	0	0	0	0	0	29	0	0	0	0	0	0	0	0
16:30	0	0	0	0	0	0	0	0	37	3	0	0	0	0	1	41	0	0	0	0	0	0	0	0
16:45	0	0	0	0	0	0	0	0	21	6	0	0	0	1	0	28	0	0	0	0	0	0	0	0
17:00	0	0	0	0	0	0	0	0	21	2	0	0	0	0	0	23	0	0	0	0	0	0	0	0
17:15	0	0	0	0	0	0	0	0	26	2	0	0	0	0	1	29	0	0	0	0	0	1	0	1
17:30	0	0	0	0	0	0	0	0	21	4	0	1	0	1	0	27	0	0	0	0	0	0	0	0
17:45	0	0	0	0	0	0	0	0	21	2	0	0	0	0	0	23	0	0	0	0	0	0	1	1
18:00	0	0	0	0	0	0	0	0	25	2	0	0	0	1	1	29	0	0	0	0	0	0	0	0
18:15	0	0	0	0	0	0	0	0	23	2	0	0	0	0	2	27	0	0	0	0	0	0	0	0
18:30	0	0	0	0	0	0	0	0	17	3	0	0	0	0	2	22	0	0	0	0	0	0	0	0
18:45	0	0	0	0	0	0	0	0	21	2	0	0	0	0	0	23	1	0	0	0	0	0	0	1
Start Time	Rolling Hour								Rolling Hour								Rolling Hour							
	Cars	LGV	OGV1	OGV2	Buses	M/C	Cycle	Total	Cars	LGV	OGV1	OGV2	Buses	M/C	Cycle	Total	Cars	LGV	OGV1	OGV2	Buses	M/C	Cycle	Total
07:00	0	0	0	0	0	0	0	0	44	26	0	0	1	0	1	72	0	0	0	0	0	0	0	0
07:15	0	0	0	0	0	0	0	0	46	29	2	1	0	0	1	79	0	0	0	0	0	0	0	0
07:30	0	0	0	0	0	0	0	0	65	42	2	3	0	0	1	113	0	0	0	0	0	0	0	0
07:45	0	0	0	0	0	0	0	0	74	42	2	3	0	0	2	123	0	0	0	0	0	1	0	1
08:00	0	0	0	0	0	0	0	0	83	39	2	3	0	0	2	129	0	0	0	0	0	1	0	1
08:15	0	0	0	0	0	0	0	0	99	36	0	2	0	0	2	139	0	0	0	0	0	1	0	1
08:30	0	0	0	0	0	0	0	0	93	26	0	0	0	0	2	121	0	0	0	0	0	1	0	1
08:45	0	0	0	0	0	0	0	0	93	24	0	1	0	0	1	119	0	0	0	0	0	0	0	0
09:00	0	0	0	0	0	0	0	0	96	24	0	1	0	0	0	121	1	0	0	0	0	0	0	1
16:00	0	0	0	0	0	0	0	0	107	17	0	0	0	1	1	126	0	0	0	0	0	0	0	0
16:15	0	0	0	0	0	0	0	0	105	14	0	0	0	1	1	121	0	0	0	0	0	0	0	0
16:30	0	0	0	0	0	0	0	0	105	13	0	0	0	1	2	121	0	0	0	0	0	1	0	1
16:45	0	0	0	0	0	0	0	0	89	14	0	1	0	2	1	107	0	0	0	0	0	1	0	1
17:00	0	0	0	0	0	0	0	0	89	10	0	1	0	1	1	102	0	0	0	0	0	1	1	2
17:15	0	0	0	0	0	0	0	0	93	10	0	1	0	2	2	108	0	0	0	0	0	1	1	2
17:30	0	0	0	0	0	0	0	0	90	10	0	1	0	2	3	106	0	0	0	0	0	0	1	1
17:45	0	0	0	0	0	0	0	0	86	9	0	0	0	1	5	101	0	0	0	0	0	0	1	1
18:00	0	0	0	0	0	0	0	0	86	9	0	0	0	1	5	101	1	0	0	0	0	0	0	1

# Intelligent Data Collection Limited



Client: Mott McDonald  
 Project Number: ID06180  
 Junction Number: Site 18

Date of Survey: 07.12.2021  
 Junction Name: A1309 Milton Road / Green End Road / Kings Hedges Road  
 Junction Type: Crossroads

Arm A: A1309 Milton Road (NE)  
 Arm B: Green End Road (SE)

Arm C: A1309 Milton Road (SW)  
 Arm D: Kings Hedges Road (NW)

Time	A1 to B								A2 to A								A2 to D							
	Cars	LGV	OGV1	OGV2	Buses	M/C	Cycle	Total	Cars	LGV	OGV1	OGV2	Buses	M/C	Cycle	Total	Cars	LGV	OGV1	OGV2	Buses	M/C	Cycle	Total
07:00	0	0	0	0	0	0	0	0								0	0	0	0	0	0	0	0	0
07:15	0	0	0	0	0	0	0	0								0	0	0	0	0	0	0	0	0
07:30	0	0	0	0	0	0	0	0								0	0	0	0	0	0	0	0	0
07:45	0	0	0	0	0	0	0	0								0	0	0	0	0	0	0	0	0
08:00	0	0	0	0	0	0	0	0								0	0	0	0	0	0	0	0	0
08:15	0	0	0	0	0	0	0	0								0	0	0	0	0	0	0	0	0
08:30	0	0	0	0	0	0	0	0								0	0	0	0	0	0	0	0	0
08:45	0	0	0	0	0	0	0	0								0	0	0	0	0	0	0	0	0
09:00	0	0	0	0	0	0	0	0								0	1	0	0	0	0	0	0	1
09:15	0	0	0	0	0	0	0	0								0	0	0	0	0	0	0	0	0
09:30	0	0	0	0	0	0	0	0								0	0	0	0	0	0	0	0	0
09:45	0	0	0	0	0	0	0	0								0	0	0	0	0	0	0	0	0
16:00	0	0	0	0	0	0	0	0								0	0	0	0	0	0	0	0	0
16:15	0	0	0	0	0	0	0	0								0	0	0	0	0	0	0	0	0
16:30	0	0	0	0	0	0	0	0								0	0	0	0	0	0	0	1	1
16:45	0	0	0	0	0	0	0	0								0	0	0	0	0	0	0	0	0
17:00	0	0	0	0	0	0	0	0								0	1	0	0	0	0	0	0	1
17:15	0	0	0	0	0	0	0	0								0	0	0	0	0	0	0	0	0
17:30	0	0	0	0	0	0	0	0								0	0	0	0	0	0	0	0	0
17:45	0	0	0	0	0	0	0	0								0	0	0	0	0	0	0	0	0
18:00	0	0	0	0	0	0	0	0								0	0	0	0	0	0	0	0	0
18:15	0	0	0	0	0	0	0	0								0	0	0	0	0	0	0	0	0
18:30	0	0	0	0	0	0	0	0								0	0	0	0	0	0	0	0	0
18:45	0	0	0	0	0	0	0	0								0	0	0	0	0	0	0	0	0
Start Time	Rolling Hour								Rolling Hour								Rolling Hour							
Total	Total								Total								Total							
07:00	0	0	0	0	0	0	0	0	0	0	0	0	0	0	0	0	0	0	0	0	0	0	0	0
07:15	0	0	0	0	0	0	0	0	0	0	0	0	0	0	0	0	0	0	0	0	0	0	0	0
07:30	0	0	0	0	0	0	0	0	0	0	0	0	0	0	0	0	0	0	0	0	0	0	0	0
07:45	0	0	0	0	0	0	0	0	0	0	0	0	0	0	0	0	0	0	0	0	0	0	0	0
08:00	0	0	0	0	0	0	0	0	0	0	0	0	0	0	0	0	0	0	0	0	0	0	0	0
08:15	0	0	0	0	0	0	0	0	0	0	0	0	0	0	0	0	1	0	0	0	0	0	0	1
08:30	0	0	0	0	0	0	0	0	0	0	0	0	0	0	0	0	1	0	0	0	0	0	0	1
08:45	0	0	0	0	0	0	0	0	0	0	0	0	0	0	0	0	1	0	0	0	0	0	0	1
09:00	0	0	0	0	0	0	0	0	0	0	0	0	0	0	0	0	1	0	0	0	0	0	0	1
16:00	0	0	0	0	0	0	0	0	0	0	0	0	0	0	0	0	0	0	0	0	0	0	1	1
16:15	0	0	0	0	0	0	0	0	0	0	0	0	0	0	0	0	1	0	0	0	0	0	1	2
16:30	0	0	0	0	0	0	0	0	0	0	0	0	0	0	0	0	1	0	0	0	0	0	1	2
16:45	0	0	0	0	0	0	0	0	0	0	0	0	0	0	0	0	1	0	0	0	0	0	0	1
17:00	0	0	0	0	0	0	0	0	0	0	0	0	0	0	0	0	1	0	0	0	0	0	0	1
17:15	0	0	0	0	0	0	0	0	0	0	0	0	0	0	0	0	0	0	0	0	0	0	0	0
17:30	0	0	0	0	0	0	0	0	0	0	0	0	0	0	0	0	0	0	0	0	0	0	0	0
17:45	0	0	0	0	0	0	0	0	0	0	0	0	0	0	0	0	0	0	0	0	0	0	0	0
18:00	0	0	0	0	0	0	0	0	0	0	0	0	0	0	0	0	0	0	0	0	0	0	0	0

# Intelligent Data Collection Limited



Client: Mott McDonald  
 Project Number: ID06180  
 Junction Number: Site 18

Date of Survey: 07.12.2021  
 Junction Name: A1309 Milton Road / Green End Road / Kings Hedges Road  
 Junction Type: Crossroads

Arm A: A1309 Milton Road (NE)  
 Arm B: Green End Road (SE)

Arm C: A1309 Milton Road (SW)  
 Arm D: Kings Hedges Road (NW)

Time	A2 to C								A2 to B								A3 to A							
	Cars	LGV	OGV1	OGV2	Buses	M/C	Cycle	Total	Cars	LGV	OGV1	OGV2	Buses	M/C	Cycle	Total	Cars	LGV	OGV1	OGV2	Buses	M/C	Cycle	Total
07:00	63	26	1	1	8	1	0	100	0	0	0	0	0	0	0	0								0
07:15	62	26	4	4	4	1	0	101	0	0	0	0	0	0	0	0								0
07:30	89	32	3	0	4	1	0	129	0	0	0	0	0	0	0	0								0
07:45	62	22	4	2	5	1	0	96	0	0	0	0	0	0	0	0								0
08:00	52	21	4	1	4	1	0	83	0	0	0	0	0	0	0	0								0
08:15	69	15	1	0	5	1	2	93	0	0	0	0	0	0	0	0								0
08:30	51	15	3	2	4	0	0	75	0	0	0	0	0	0	0	0								0
08:45	52	15	1	0	2	1	1	72	0	0	0	0	0	0	0	0								0
09:00	71	16	1	0	3	0	0	91	1	0	0	0	0	0	0	0								0
09:15	54	15	3	0	3	0	0	75	0	0	0	0	0	0	0	0								0
09:30	68	15	6	2	4	0	3	98	1	0	0	0	0	0	0	0								0
09:45	74	10	4	1	3	2	0	94	0	0	0	0	0	0	0	0								0
16:00	68	9	0	0	2	0	0	79	0	0	0	0	0	0	0	0								0
16:15	68	13	0	0	2	0	2	85	0	0	0	0	0	0	0	0								0
16:30	66	12	0	1	2	0	1	82	0	0	0	0	0	0	0	0								0
16:45	68	10	0	0	4	1	0	83	0	0	0	0	0	0	0	0								0
17:00	77	13	0	0	1	1	0	92	0	0	0	0	0	0	0	0								0
17:15	90	8	0	0	2	0	0	100	0	0	0	0	0	0	0	0								0
17:30	87	9	0	0	2	0	1	99	0	0	0	0	0	0	0	0								0
17:45	105	11	0	0	5	0	0	121	0	0	0	0	0	0	0	0								0
18:00	95	6	0	0	2	1	2	106	0	0	0	1	0	0	0	0								0
18:15	86	6	0	1	2	4	1	100	0	0	0	0	0	0	0	0								0
18:30	80	8	0	0	4	1	0	93	0	0	0	0	0	0	0	0								0
18:45	86	7	0	0	1	0	0	94	0	0	0	0	0	0	0	0								0
Start Time	Rolling Hour								Rolling Hour								Rolling Hour							
Total	Total	Total	Total	Total	Total	Total	Total	Total	Total	Total	Total	Total	Total	Total	Total	Total	Total	Total	Total	Total	Total	Total	Total	Total
07:00	276	106	12	7	21	4	0	426	0	0	0	0	0	0	0	0	0	0	0	0	0	0	0	0
07:15	265	101	15	7	17	4	0	409	0	0	0	0	0	0	0	0	0	0	0	0	0	0	0	0
07:30	272	90	12	3	18	4	2	401	0	0	0	0	0	0	0	0	0	0	0	0	0	0	0	0
07:45	234	73	12	5	18	3	2	347	0	0	0	0	0	0	0	0	0	0	0	0	0	0	0	0
08:00	224	66	9	3	15	3	3	323	0	0	0	0	0	0	0	0	0	0	0	0	0	0	0	0
08:15	243	61	6	2	14	2	3	331	1	0	0	0	0	0	0	0	1	0	0	0	0	0	0	0
08:30	228	61	8	2	12	1	1	313	1	0	0	0	0	0	0	0	1	0	0	0	0	0	0	0
08:45	245	61	11	2	12	1	4	336	2	0	0	0	0	0	0	0	2	0	0	0	0	0	0	0
09:00	267	56	14	3	13	2	3	358	2	0	0	0	0	0	0	0	2	0	0	0	0	0	0	0
16:00	270	44	0	1	10	1	3	329	0	0	0	0	0	0	0	0	0	0	0	0	0	0	0	0
16:15	279	48	0	1	9	2	3	342	0	0	0	0	0	0	0	0	0	0	0	0	0	0	0	0
16:30	301	43	0	1	9	2	1	357	0	0	0	0	0	0	0	0	0	0	0	0	0	0	0	0
16:45	322	40	0	0	9	2	1	374	0	0	0	0	0	0	0	0	0	0	0	0	0	0	0	0
17:00	359	41	0	0	10	1	1	412	0	0	0	0	0	0	0	0	0	0	0	0	0	0	0	0
17:15	377	34	0	0	11	1	3	426	0	0	0	1	0	0	0	0	1	0	0	0	0	0	0	0
17:30	373	32	0	1	11	5	4	426	0	0	0	1	0	0	0	0	1	0	0	0	0	0	0	0
17:45	366	31	0	1	13	6	3	420	0	0	0	1	0	0	0	0	1	0	0	0	0	0	0	0
18:00	347	27	0	1	9	6	3	393	0	0	0	1	0	0	0	0	1	0	0	0	0	0	0	0



# Intelligent Data Collection Limited

Client: Mott McDonald  
 Project Number: ID06180  
 Junction Number: Site 18

Date of Survey: 07.12.2021  
 Junction Name: A1309 Milton Road / Green End Road / Kings Hedges Road  
 Junction Type: Crossroads

Arm A: A1309 Milton Road (NE)  
 Arm B: Green End Road (SE)

Arm C: A1309 Milton Road (SW)  
 Arm D: Kings Hedges Road (NW)



Time	A3 to D								A3 to C								A3 to B							
	Cars	LGV	OGV1	OGV2	Buses	M/C	Cycle	Total	Cars	LGV	OGV1	OGV2	Buses	M/C	Cycle	Total	Cars	LGV	OGV1	OGV2	Buses	M/C	Cycle	Total
07:00	0	0	0	0	0	0	0	0	0	0	0	0	0	0	3	3	17	10	1	1	0	0	2	31
07:15	0	0	0	0	0	0	0	0	0	0	0	0	0	0	4	4	13	14	0	0	2	0	0	29
07:30	0	0	0	0	0	0	0	0	0	0	0	0	0	0	3	3	37	16	0	0	1	0	3	57
07:45	0	0	0	0	0	0	0	0	0	0	0	0	0	0	4	4	46	19	0	1	0	0	3	69
08:00	0	0	0	0	0	0	0	0	0	0	0	0	0	0	6	6	36	11	1	0	1	0	0	49
08:15	0	0	0	0	0	0	0	0	0	0	0	0	0	0	3	3	57	18	4	1	1	0	3	84
08:30	0	0	0	0	0	0	0	0	0	0	0	0	0	0	8	8	39	13	0	1	2	0	4	59
08:45	0	0	0	0	0	0	0	0	0	0	0	0	0	0	7	7	43	13	3	0	0	0	2	61
09:00	0	0	0	0	0	0	0	0	0	0	0	0	0	0	2	2	36	10	1	1	1	0	1	50
09:15	0	0	0	0	0	0	0	0	0	0	0	0	0	0	5	5	45	12	1	0	1	0	0	59
09:30	0	0	0	0	0	0	0	0	0	0	0	0	0	0	3	3	36	16	2	0	1	1	0	56
09:45	0	0	0	0	0	0	0	0	0	0	0	0	0	0	1	1	40	15	4	4	1	0	2	66
16:00	0	0	0	0	0	0	1	1	0	0	0	0	0	0	5	5	38	8	0	0	1	0	0	47
16:15	0	0	0	0	0	0	0	0	0	0	0	0	0	0	3	3	48	8	1	0	1	0	1	59
16:30	0	0	0	0	0	0	0	0	0	0	0	0	0	0	4	4	35	10	0	0	1	0	5	51
16:45	0	0	0	0	0	0	0	0	0	0	0	0	0	0	0	0	38	3	0	0	1	0	0	42
17:00	0	0	0	0	0	0	0	0	0	0	0	0	0	0	7	7	32	8	0	0	1	0	5	46
17:15	0	0	0	0	0	0	0	0	0	0	0	0	0	0	11	11	45	9	0	0	1	1	7	63
17:30	0	0	0	0	0	0	0	0	0	0	0	0	0	0	16	16	44	5	0	0	1	1	2	53
17:45	0	0	0	0	0	0	0	0	0	0	0	0	0	0	14	14	42	8	1	1	1	0	2	55
18:00	0	0	0	0	0	0	0	0	0	0	0	0	0	0	18	18	45	7	0	0	1	0	5	58
18:15	0	0	0	0	0	0	0	0	0	0	0	0	0	0	8	8	37	5	1	1	1	0	4	49
18:30	0	0	0	0	0	0	0	0	0	0	0	0	0	1	11	12	36	3	0	0	1	0	4	44
18:45	0	0	0	0	0	0	0	0	0	0	0	0	0	0	6	6	25	7	0	1	0	0	1	34
Start Time	Rolling Hour							Total	Rolling Hour							Total	Rolling Hour							Total
07:00	0	0	0	0	0	0	0	0	0	0	0	0	0	0	14	14	113	59	1	2	3	0	8	186
07:15	0	0	0	0	0	0	0	0	0	0	0	0	0	0	17	17	132	60	1	1	4	0	6	204
07:30	0	0	0	0	0	0	0	0	0	0	0	0	0	0	16	16	176	64	5	2	3	0	9	259
07:45	0	0	0	0	0	0	0	0	0	0	0	0	0	0	21	21	178	61	5	3	4	0	10	261
08:00	0	0	0	0	0	0	0	0	0	0	0	0	0	0	24	24	175	55	8	2	4	0	9	253
08:15	0	0	0	0	0	0	0	0	0	0	0	0	0	0	20	20	175	54	8	3	4	0	10	254
08:30	0	0	0	0	0	0	0	0	0	0	0	0	0	0	22	22	163	48	5	2	4	0	7	229
08:45	0	0	0	0	0	0	0	0	0	0	0	0	0	0	17	17	160	51	7	1	3	1	3	226
09:00	0	0	0	0	0	0	0	0	0	0	0	0	0	0	11	11	157	53	8	5	4	1	3	231
16:00	0	0	0	0	0	0	1	1	0	0	0	0	0	0	12	12	159	29	1	0	4	0	6	199
16:15	0	0	0	0	0	0	0	0	0	0	0	0	0	0	14	14	153	29	1	0	4	0	11	198
16:30	0	0	0	0	0	0	0	0	0	0	0	0	0	0	22	22	150	30	0	0	4	1	17	202
16:45	0	0	0	0	0	0	0	0	0	0	0	0	0	0	34	34	159	25	0	0	4	2	14	204
17:00	0	0	0	0	0	0	0	0	0	0	0	0	0	0	48	48	163	30	1	1	4	2	16	217
17:15	0	0	0	0	0	0	0	0	0	0	0	0	0	0	59	59	176	29	1	1	4	2	16	229
17:30	0	0	0	0	0	0	0	0	0	0	0	0	0	0	56	56	168	25	2	2	4	1	13	215
17:45	0	0	0	0	0	0	0	0	0	0	0	0	0	1	51	52	160	23	2	2	4	0	15	206
18:00	0	0	0	0	0	0	0	0	0	0	0	0	0	1	43	44	143	22	1	2	3	0	14	185

# Intelligent Data Collection Limited



Client: Mott McDonald  
 Project Number: ID06180  
 Junction Number: Site 18

Date of Survey: 07.12.2021  
 Junction Name: A1309 Milton Road / Green End Road / Kings Hedges Road  
 Junction Type: Crossroads

Arm A: A1309 Milton Road (NE)  
 Arm B: Green End Road (SE)

Arm C: A1309 Milton Road (SW)  
 Arm D: Kings Hedges Road (NW)

Time	B1 to B							B1 to A							B1 to D									
	Cars	LGV	OGV1	OGV2	Buses	M/C	Cycle	Total	Cars	LGV	OGV1	OGV2	Buses	M/C	Cycle	Total	Cars	LGV	OGV1	OGV2	Buses	M/C	Cycle	Total
07:00								0	21	10	0	0	1	0	0	32	1	0	0	0	0	0	0	1
07:15								0	32	16	0	1	0	2	0	51	0	0	0	0	0	0	0	0
07:30								0	31	17	2	2	1	1	0	54	0	0	0	0	0	0	0	0
07:45								0	48	15	4	1	1	0	6	75	0	0	0	0	0	0	0	0
08:00								0	38	20	0	1	1	0	2	62	0	0	0	0	0	0	0	0
08:15								0	49	12	0	1	1	0	2	65	0	0	0	0	0	0	0	0
08:30								0	47	13	2	0	1	0	3	66	0	0	0	0	0	0	0	0
08:45								0	24	17	3	2	0	0	5	51	0	0	0	0	0	0	0	0
09:00								0	30	12	2	0	1	0	6	51	0	0	0	0	0	0	0	0
09:15								0	38	15	0	1	2	0	1	57	1	0	0	0	0	0	0	1
09:30								0	28	10	1	0	1	0	1	41	0	0	0	0	0	0	0	0
09:45								0	33	13	1	2	1	0	0	50	0	0	0	0	0	0	0	0
16:00								0	46	17	1	0	0	0	0	64	0	0	0	0	0	0	0	0
16:15								0	33	14	0	0	2	0	0	49	0	0	0	0	0	0	0	0
16:30								0	49	11	1	0	1	0	0	62	0	0	0	0	0	0	0	0
16:45								0	40	13	0	0	1	0	0	54	0	0	0	0	0	0	0	0
17:00								0	51	10	0	0	0	0	0	61	0	0	0	0	0	0	0	0
17:15								0	39	5	0	0	2	0	0	46	0	0	0	0	0	0	0	0
17:30								0	36	5	0	0	1	1	1	44	0	0	0	0	0	0	0	0
17:45								0	23	6	0	0	0	1	0	30	0	0	0	0	0	0	0	0
18:00								0	28	2	0	0	1	1	0	32	0	0	0	0	0	0	0	0
18:15								0	34	3	0	0	1	0	0	38	0	0	0	0	0	0	0	0
18:30								0	30	8	0	0	1	0	0	39	0	0	0	0	0	0	0	0
18:45								0	29	1	0	0	1	1	0	32	0	0	0	0	0	0	0	0
Start Time	Rolling Hour							Total	Rolling Hour							Total	Rolling Hour							Total
07:00	0	0	0	0	0	0	0	0	132	58	6	4	3	3	6	212	1	0	0	0	0	0	0	1
07:15	0	0	0	0	0	0	0	0	149	68	6	5	3	3	8	242	0	0	0	0	0	0	0	0
07:30	0	0	0	0	0	0	0	0	166	64	6	5	4	1	10	256	0	0	0	0	0	0	0	0
07:45	0	0	0	0	0	0	0	0	182	60	6	3	4	0	13	268	0	0	0	0	0	0	0	0
08:00	0	0	0	0	0	0	0	0	158	62	5	4	3	0	12	244	0	0	0	0	0	0	0	0
08:15	0	0	0	0	0	0	0	0	150	54	7	3	3	0	16	233	0	0	0	0	0	0	0	0
08:30	0	0	0	0	0	0	0	0	139	57	7	3	4	0	15	225	1	0	0	0	0	0	0	1
08:45	0	0	0	0	0	0	0	0	120	54	6	3	4	0	13	200	1	0	0	0	0	0	0	1
09:00	0	0	0	0	0	0	0	0	129	50	4	3	5	0	8	199	1	0	0	0	0	0	0	1
16:00	0	0	0	0	0	0	0	0	168	55	2	0	4	0	0	229	0	0	0	0	0	0	0	0
16:15	0	0	0	0	0	0	0	0	173	48	1	0	4	0	0	226	0	0	0	0	0	0	0	0
16:30	0	0	0	0	0	0	0	0	179	39	1	0	4	0	0	223	0	0	0	0	0	0	0	0
16:45	0	0	0	0	0	0	0	0	166	33	0	0	4	1	1	205	0	0	0	0	0	0	0	0
17:00	0	0	0	0	0	0	0	0	149	26	0	0	3	2	1	181	0	0	0	0	0	0	0	0
17:15	0	0	0	0	0	0	0	0	126	18	0	0	4	3	1	152	0	0	0	0	0	0	0	0
17:30	0	0	0	0	0	0	0	0	121	16	0	0	3	3	1	144	0	0	0	0	0	0	0	0
17:45	0	0	0	0	0	0	0	0	115	19	0	0	3	2	0	139	0	0	0	0	0	0	0	0
18:00	0	0	0	0	0	0	0	0	121	14	0	0	4	2	0	141	0	0	0	0	0	0	0	0

# Intelligent Data Collection Limited



Client: Mott McDonald  
 Project Number: ID06180  
 Junction Number: Site 18

Date of Survey: 07.12.2021  
 Junction Name: A1309 Milton Road / Green End Road / Kings Hedges Road  
 Junction Type: Crossroads

Arm A: A1309 Milton Road (NE)  
 Arm B: Green End Road (SE)

Arm C: A1309 Milton Road (SW)  
 Arm D: Kings Hedges Road (NW)

Time	B1 to C								B2 to B								B2 to A							
	Cars	LGV	OGV1	OGV2	Buses	M/C	Cycle	Total	Cars	LGV	OGV1	OGV2	Buses	M/C	Cycle	Total	Cars	LGV	OGV1	OGV2	Buses	M/C	Cycle	Total
07:00	0	0	0	0	0	0	0	0	0	0	0	0	0	0	0	0	0	0	0	0	0	0	0	0
07:15	0	0	0	0	0	0	0	0	0	0	0	0	0	0	0	0	0	0	0	0	0	0	0	0
07:30	0	0	0	0	0	0	0	0	0	0	0	0	0	0	0	0	0	0	0	0	0	0	0	0
07:45	0	0	0	0	0	0	0	0	0	0	0	0	0	0	0	0	0	0	0	0	0	0	0	0
08:00	0	0	0	0	0	0	0	0	0	0	0	0	0	0	0	0	0	0	0	0	0	0	0	0
08:15	0	0	0	0	0	0	0	0	0	0	0	0	0	0	0	0	0	0	0	0	0	0	0	0
08:30	0	0	0	0	0	0	0	0	0	0	0	0	0	0	0	0	0	0	0	0	0	0	0	0
08:45	0	0	0	0	0	0	0	0	0	0	0	0	0	0	0	0	0	0	0	0	0	0	0	0
09:00	0	0	0	0	0	0	0	0	0	0	0	0	0	0	0	0	0	0	0	0	0	0	0	0
09:15	0	0	0	0	0	0	0	0	0	0	0	0	0	0	0	0	0	0	0	0	0	0	0	0
09:30	0	0	0	0	0	0	0	0	0	0	0	0	0	0	0	0	0	0	0	0	0	0	0	0
09:45	0	0	0	0	0	0	0	0	0	0	0	0	0	0	0	0	0	0	0	0	0	0	0	0
16:00	0	0	0	0	0	0	0	0	0	0	0	0	0	0	0	0	0	0	0	0	0	0	0	0
16:15	0	0	0	0	0	0	0	0	0	0	0	0	0	0	0	0	0	0	0	0	0	0	0	0
16:30	0	0	0	0	0	0	0	0	0	0	0	0	0	0	0	0	0	0	0	0	0	0	0	0
16:45	0	0	0	0	0	0	0	0	0	0	0	0	0	0	0	0	0	0	0	0	0	0	0	0
17:00	0	0	0	0	0	0	0	0	0	0	0	0	0	0	0	0	0	0	0	0	0	0	0	0
17:15	0	0	0	0	0	0	0	0	0	0	0	0	0	0	0	0	0	0	0	0	0	0	0	0
17:30	0	0	0	0	0	0	0	0	0	0	0	0	0	0	0	0	0	0	0	0	0	0	0	0
17:45	0	0	0	0	0	0	0	0	0	0	0	0	0	0	0	0	0	0	0	0	0	0	0	0
18:00	0	0	0	0	0	0	0	0	0	0	0	0	0	0	0	0	0	0	0	0	0	0	0	0
18:15	0	0	0	0	0	0	0	0	0	0	0	0	0	0	0	0	0	0	0	0	0	0	0	0
18:30	0	0	0	0	0	0	0	0	0	0	0	0	0	0	0	0	0	0	0	0	0	0	0	0
18:45	0	0	0	0	0	0	0	0	0	0	0	0	0	0	0	0	0	0	0	0	0	0	0	0
Start Time	Rolling Hour								Rolling Hour								Rolling Hour							
	Cars	LGV	OGV1	OGV2	Buses	M/C	Cycle	Total	Cars	LGV	OGV1	OGV2	Buses	M/C	Cycle	Total	Cars	LGV	OGV1	OGV2	Buses	M/C	Cycle	Total
07:00	0	0	0	0	0	0	0	0	0	0	0	0	0	0	0	0	0	0	0	0	0	0	0	0
07:15	0	0	0	0	0	0	0	0	0	0	0	0	0	0	0	0	0	0	0	0	0	0	0	0
07:30	0	0	0	0	0	0	0	0	0	0	0	0	0	0	0	0	0	0	0	0	0	0	0	0
07:45	0	0	0	0	0	0	0	0	0	0	0	0	0	0	0	0	0	0	0	0	0	0	0	0
08:00	0	0	0	0	0	0	0	0	0	0	0	0	0	0	0	0	0	0	0	0	0	0	0	0
08:15	0	0	0	0	0	0	0	0	0	0	0	0	0	0	0	0	0	0	0	0	0	0	0	0
08:30	0	0	0	0	0	0	0	0	0	0	0	0	0	0	0	0	0	0	0	0	0	0	0	0
08:45	0	0	0	0	0	0	0	0	0	0	0	0	0	0	0	0	0	0	0	0	0	0	0	0
09:00	0	0	0	0	0	0	0	0	0	0	0	0	0	0	0	0	0	0	0	0	0	0	0	0
16:00	0	0	0	0	0	0	0	0	0	0	0	0	0	0	0	0	0	0	0	0	0	0	0	0
16:15	0	0	0	0	0	0	0	0	0	0	0	0	0	0	0	0	0	0	0	0	0	0	0	0
16:30	0	0	0	0	0	0	0	0	0	0	0	0	0	0	0	0	0	0	0	0	0	0	0	0
16:45	0	0	0	0	0	0	0	0	0	0	0	0	0	0	0	0	0	0	0	0	0	0	0	0
17:00	0	0	0	0	0	0	0	0	0	0	0	0	0	0	0	0	0	0	0	0	0	0	0	0
17:15	0	0	0	0	0	0	0	0	0	0	0	0	0	0	0	0	0	0	0	0	0	0	0	0
17:30	0	0	0	0	0	0	0	0	0	0	0	0	0	0	0	0	0	0	0	0	0	0	0	0
17:45	0	0	0	0	0	0	0	0	0	0	0	0	0	0	0	0	0	0	0	0	0	0	0	0
18:00	0	0	0	0	0	0	0	0	0	0	0	0	0	0	0	0	0	0	0	0	0	0	0	0

# Intelligent Data Collection Limited



Client: Mott McDonald  
 Project Number: ID06180  
 Junction Number: Site 18

Date of Survey: 07.12.2021  
 Junction Name: A1309 Milton Road / Green End Road / Kings Hedges Road  
 Junction Type: Crossroads

Arm A: A1309 Milton Road (NE)  
 Arm B: Green End Road (SE)

Arm C: A1309 Milton Road (SW)  
 Arm D: Kings Hedges Road (NW)

Time	B2 to D								B2 to C								C1 to C							
	Cars	LGV	OGV1	OGV2	Buses	M/C	Cycle	Total	Cars	LGV	OGV1	OGV2	Buses	M/C	Cycle	Total	Cars	LGV	OGV1	OGV2	Buses	M/C	Cycle	Total
07:00	4	1	0	0	0	0	0	5	1	2	0	0	0	0	0	3								0
07:15	9	1	0	0	0	0	2	12	2	2	0	0	0	0	2	6								0
07:30	6	2	0	0	0	1	1	10	1	3	1	0	0	0	1	6								0
07:45	12	5	0	0	0	0	7	24	1	0	1	0	0	0	1	3								0
08:00	5	2	0	0	0	0	1	8	0	0	1	0	0	0	1	2								0
08:15	18	7	0	0	1	0	3	29	1	2	1	0	0	0	0	4								0
08:30	28	3	1	1	0	0	3	36	2	3	1	0	0	0	0	6								0
08:45	23	3	0	0	0	0	4	30	7	1	1	0	0	0	0	9								0
09:00	19	3	1	0	0	0	1	24	1	1	0	0	0	0	0	2								0
09:15	16	5	1	0	0	0	2	24	1	1	1	0	0	0	0	3								0
09:30	17	5	0	0	0	0	1	23	3	0	0	0	0	0	0	3								0
09:45	12	3	0	0	0	1	0	16	4	3	0	0	0	0	0	7								0
16:00	26	5	0	0	0	0	0	31	1	0	0	0	0	0	0	1								0
16:15	10	1	0	0	0	0	3	14	4	1	0	0	0	0	0	5								0
16:30	18	3	0	0	0	0	0	21	4	0	0	0	0	0	0	4								0
16:45	21	1	0	0	0	0	1	23	2	0	0	0	0	0	0	2								0
17:00	18	2	0	0	0	0	0	20	3	0	1	0	0	0	0	4								0
17:15	18	3	0	0	0	0	0	21	4	2	0	0	0	0	0	6								0
17:30	16	3	0	0	0	1	0	20	4	2	0	0	0	0	0	6								0
17:45	16	4	0	0	0	0	2	22	3	0	0	0	0	0	0	3								0
18:00	20	0	0	0	0	1	0	21	5	2	0	0	0	0	0	7								0
18:15	6	0	0	0	0	0	1	7	6	0	0	0	0	0	0	6								0
18:30	7	1	0	0	0	1	1	10	6	0	0	0	0	0	1	7								0
18:45	16	2	0	0	0	2	1	21	10	0	0	0	0	0	0	10								0
Start Time	Rolling Hour								Rolling Hour								Rolling Hour							
	Cars	LGV	OGV1	OGV2	Buses	M/C	Cycle	Total	Cars	LGV	OGV1	OGV2	Buses	M/C	Cycle	Total	Cars	LGV	OGV1	OGV2	Buses	M/C	Cycle	Total
07:00	31	9	0	0	0	1	10	51	5	7	2	0	0	0	4	18	0	0	0	0	0	0	0	0
07:15	32	10	0	0	0	1	11	54	4	5	3	0	0	0	5	17	0	0	0	0	0	0	0	0
07:30	41	16	0	0	1	1	12	71	3	5	4	0	0	0	3	15	0	0	0	0	0	0	0	0
07:45	63	17	1	1	1	0	14	97	4	5	4	0	0	0	2	15	0	0	0	0	0	0	0	0
08:00	74	15	1	1	1	0	11	103	10	6	4	0	0	0	1	21	0	0	0	0	0	0	0	0
08:15	88	16	2	1	1	0	11	119	11	7	3	0	0	0	0	21	0	0	0	0	0	0	0	0
08:30	86	14	3	1	0	0	10	114	11	6	3	0	0	0	0	20	0	0	0	0	0	0	0	0
08:45	75	16	2	0	0	0	8	101	12	3	2	0	0	0	0	17	0	0	0	0	0	0	0	0
09:00	64	16	2	0	0	1	4	87	9	5	1	0	0	0	0	15	0	0	0	0	0	0	0	0
16:00	75	10	0	0	0	0	4	89	11	1	0	0	0	0	0	12	0	0	0	0	0	0	0	0
16:15	67	7	0	0	0	0	4	78	13	1	1	0	0	0	0	15	0	0	0	0	0	0	0	0
16:30	75	9	0	0	0	0	1	85	13	2	1	0	0	0	0	16	0	0	0	0	0	0	0	0
16:45	73	9	0	0	0	1	1	84	13	4	1	0	0	0	0	18	0	0	0	0	0	0	0	0
17:00	68	12	0	0	0	1	2	83	14	4	1	0	0	0	0	19	0	0	0	0	0	0	0	0
17:15	70	10	0	0	0	2	2	84	16	6	0	0	0	0	0	22	0	0	0	0	0	0	0	0
17:30	58	7	0	0	0	2	3	70	18	4	0	0	0	0	0	22	0	0	0	0	0	0	0	0
17:45	49	5	0	0	0	2	4	60	20	2	0	0	0	0	1	23	0	0	0	0	0	0	0	0
18:00	49	3	0	0	0	4	3	59	27	2	0	0	0	0	1	30	0	0	0	0	0	0	0	0

# Intelligent Data Collection Limited



Client: Mott McDonald  
 Project Number: ID06180  
 Junction Number: Site 18

Date of Survey: 07.12.2021  
 Junction Name: A1309 Milton Road / Green End Road / Kings Hedges Road  
 Junction Type: Crossroads

Arm A: A1309 Milton Road (NE)  
 Arm B: Green End Road (SE)

Arm C: A1309 Milton Road (SW)  
 Arm D: Kings Hedges Road (NW)

Time	C1 to B								C1 to A								C1 to D							
	Cars	LGV	OGV1	OGV2	Buses	M/C	Cycle	Total	Cars	LGV	OGV1	OGV2	Buses	M/C	Cycle	Total	Cars	LGV	OGV1	OGV2	Buses	M/C	Cycle	Total
07:00	3	1	0	0	0	0	0	4	32	5	1	1	2	0	0	41	0	0	0	0	0	0	0	0
07:15	2	2	0	0	0	0	0	4	51	13	2	0	1	0	1	68	0	0	0	0	0	0	0	0
07:30	0	1	1	0	0	0	0	2	44	16	3	2	3	0	0	68	0	0	0	0	0	0	0	0
07:45	1	1	0	0	0	0	0	2	49	13	2	0	3	0	6	73	0	0	0	0	0	0	0	0
08:00	2	1	0	0	0	1	0	4	70	15	5	3	4	0	3	100	0	0	0	0	0	0	0	0
08:15	2	0	0	0	0	0	0	2	68	14	2	1	3	1	8	97	0	0	0	0	0	0	0	0
08:30	7	2	0	0	0	0	0	9	95	9	2	0	4	1	10	121	0	0	0	0	0	0	0	0
08:45	2	0	0	0	0	0	0	2	90	13	5	2	2	1	16	129	0	0	0	0	0	0	0	0
09:00	3	0	0	0	0	0	0	3	99	21	3	1	3	0	23	150	0	0	0	0	0	0	0	0
09:15	5	1	0	1	0	0	0	7	75	18	5	2	7	1	4	112	0	0	0	0	0	0	0	0
09:30	2	1	0	0	0	0	0	3	72	19	3	0	3	0	2	99	0	0	0	0	0	0	0	0
09:45	8	4	0	0	0	0	0	12	55	8	4	0	3	1	3	74	0	0	0	0	0	0	0	0
16:00	3	5	0	0	0	0	0	8	75	16	3	1	4	0	1	100	0	0	0	0	0	0	0	0
16:15	1	1	0	0	0	0	0	2	76	9	0	0	2	1	3	91	0	0	0	0	0	0	0	0
16:30	3	3	0	0	0	0	0	6	82	14	2	0	3	0	0	101	0	0	0	0	0	0	0	0
16:45	2	2	0	0	0	0	0	4	77	15	0	1	3	1	1	98	0	0	0	0	0	0	0	0
17:00	6	0	0	0	0	0	0	6	87	9	0	1	3	1	4	105	0	0	0	0	0	0	0	0
17:15	1	1	0	0	0	0	0	2	85	14	0	0	2	0	3	104	0	0	0	0	0	0	0	0
17:30	3	1	0	0	0	0	0	4	72	9	0	0	3	0	4	88	0	0	0	0	0	0	0	0
17:45	4	0	0	0	0	1	0	5	69	4	0	0	3	1	2	79	0	0	0	0	0	0	0	0
18:00	8	0	0	0	0	0	0	8	77	4	0	0	1	0	2	84	0	0	0	0	0	0	0	0
18:15	2	0	0	0	0	0	0	2	83	4	1	0	6	0	1	95	0	0	0	0	0	0	0	0
18:30	8	1	0	0	0	0	0	9	65	4	0	0	4	2	2	77	0	0	0	0	0	0	0	0
18:45	5	0	0	0	0	0	1	6	44	5	0	0	3	0	3	55	0	0	0	0	0	0	0	0
Start Time	Rolling Hour							Total	Rolling Hour							Total	Rolling Hour							Total
07:00	6	5	1	0	0	0	0	12	176	47	8	3	9	0	7	250	0	0	0	0	0	0	0	0
07:15	5	5	1	0	0	1	0	12	214	57	12	5	11	0	10	309	0	0	0	0	0	0	0	0
07:30	5	3	1	0	0	1	0	10	231	58	12	6	13	1	17	338	0	0	0	0	0	0	0	0
07:45	12	4	0	0	0	1	0	17	282	51	11	4	14	2	27	391	0	0	0	0	0	0	0	0
08:00	13	3	0	0	0	1	0	17	323	51	14	6	13	3	37	447	0	0	0	0	0	0	0	0
08:15	14	2	0	0	0	0	0	16	352	57	12	4	12	3	57	497	0	0	0	0	0	0	0	0
08:30	17	3	0	1	0	0	0	21	359	61	15	5	16	3	53	512	0	0	0	0	0	0	0	0
08:45	12	2	0	1	0	0	0	15	336	71	16	5	15	2	45	490	0	0	0	0	0	0	0	0
09:00	18	6	0	1	0	0	0	25	301	66	15	3	16	2	32	435	0	0	0	0	0	0	0	0
16:00	9	11	0	0	0	0	0	20	310	54	5	2	12	2	5	390	0	0	0	0	0	0	0	0
16:15	12	6	0	0	0	0	0	18	322	47	2	2	11	3	8	395	0	0	0	0	0	0	0	0
16:30	12	6	0	0	0	0	0	18	331	52	2	2	11	2	8	408	0	0	0	0	0	0	0	0
16:45	12	4	0	0	0	0	0	16	321	47	0	2	11	2	12	395	0	0	0	0	0	0	0	0
17:00	14	2	0	0	0	1	0	17	313	36	0	1	11	2	13	376	0	0	0	0	0	0	0	0
17:15	16	2	0	0	0	1	0	19	303	31	0	0	9	1	11	355	0	0	0	0	0	0	0	0
17:30	17	1	0	0	0	1	0	19	301	21	1	0	13	1	9	346	0	0	0	0	0	0	0	0
17:45	22	1	0	0	0	1	0	24	294	16	1	0	14	3	7	335	0	0	0	0	0	0	0	0
18:00	23	1	0	0	0	0	1	25	269	17	1	0	14	2	8	311	0	0	0	0	0	0	0	0

# Intelligent Data Collection Limited



Client: Mott McDonald  
 Project Number: ID06180  
 Junction Number: Site 18

Date of Survey: 07.12.2021  
 Junction Name: A1309 Milton Road / Green End Road / Kings Hedges Road  
 Junction Type: Crossroads

Arm A: A1309 Milton Road (NE)  
 Arm B: Green End Road (SE)

Arm C: A1309 Milton Road (SW)  
 Arm D: Kings Hedges Road (NW)

Time	C2 to C							C2 to B							C2 to A									
	Cars	LGV	OGV1	OGV2	Buses	M/C	Cycle	Total	Cars	LGV	OGV1	OGV2	Buses	M/C	Cycle	Total	Cars	LGV	OGV1	OGV2	Buses	M/C	Cycle	Total
07:00	0	0	0	0	0	0	0	0	0	0	0	0	0	0	0	0	0	0	0	0	0	0	1	1
07:15	0	0	0	0	0	0	0	0	0	0	0	0	0	0	0	0	0	0	0	0	0	0	1	1
07:30	0	0	0	0	0	0	0	0	0	0	0	0	0	0	0	0	0	0	0	0	0	0	1	1
07:45	0	0	0	0	0	0	0	0	0	0	0	0	0	0	0	0	1	0	0	0	0	0	2	3
08:00	0	0	0	0	0	0	0	0	0	0	0	0	0	0	0	0	0	0	0	0	0	0	4	4
08:15	0	0	0	0	0	0	0	0	0	0	0	0	0	0	0	0	0	0	0	0	0	0	6	6
08:30	0	0	0	0	0	0	0	0	0	0	0	0	0	0	0	0	1	0	0	0	0	0	7	8
08:45	0	0	0	0	0	0	0	0	0	0	0	0	0	0	0	0	0	0	0	0	0	0	11	11
09:00	0	0	0	0	0	0	0	0	0	0	0	0	0	0	0	0	1	0	0	0	0	0	18	19
09:15	0	0	0	0	0	0	0	0	0	0	0	0	0	0	0	0	0	1	0	0	0	0	7	8
09:30	0	0	0	0	0	0	0	0	0	0	0	0	0	0	0	0	0	0	0	0	0	0	5	5
09:45	0	0	0	0	0	0	0	0	0	0	0	0	0	0	0	0	1	0	0	0	0	2	7	10
16:00	0	0	0	0	0	0	0	0	0	0	0	0	0	0	0	0	0	0	0	0	0	1	1	2
16:15	0	0	0	0	0	0	0	0	0	0	0	0	0	0	0	0	0	0	0	0	0	0	0	0
16:30	0	0	0	0	0	0	0	0	0	0	0	0	0	0	0	0	0	0	0	0	0	0	0	0
16:45	0	0	0	0	0	0	0	0	0	0	0	0	0	0	0	0	0	0	0	0	0	0	0	0
17:00	0	0	0	0	0	0	0	0	0	0	0	0	0	0	0	0	0	0	0	0	0	0	0	0
17:15	0	0	0	0	0	0	0	0	0	0	0	0	0	0	0	0	0	0	0	0	0	0	0	0
17:30	0	0	0	0	0	0	0	0	0	0	0	0	0	0	0	0	0	0	0	0	0	0	0	0
17:45	0	0	0	0	0	0	0	0	0	0	0	0	0	0	0	0	0	0	0	0	0	0	0	0
18:00	0	0	0	0	0	0	0	0	0	0	0	0	0	0	0	0	0	0	0	0	0	0	0	0
18:15	0	0	0	0	0	0	0	0	0	0	0	0	0	0	0	0	0	0	0	0	0	0	0	0
18:30	0	0	0	0	0	0	0	0	0	0	0	0	0	0	0	0	0	0	0	0	0	0	0	0
18:45	0	0	0	0	0	0	0	0	0	0	0	0	0	0	0	0	0	0	0	0	0	0	0	0
Start Time	Rolling Hour							Total	Rolling Hour							Total	Rolling Hour							Total
07:00	0	0	0	0	0	0	0	0	0	0	0	0	0	0	0	0	1	0	0	0	0	0	5	6
07:15	0	0	0	0	0	0	0	0	0	0	0	0	0	0	0	0	1	0	0	0	0	0	8	9
07:30	0	0	0	0	0	0	0	0	0	0	0	0	0	0	0	0	2	0	0	0	0	0	13	14
07:45	0	0	0	0	0	0	0	0	0	0	0	0	0	0	0	0	2	0	0	0	0	0	19	21
08:00	0	0	0	0	0	0	0	0	0	0	0	0	0	0	0	0	1	0	0	0	0	0	28	29
08:15	0	0	0	0	0	0	0	0	0	0	0	0	0	0	0	0	2	0	0	0	0	0	42	44
08:30	0	0	0	0	0	0	0	0	0	0	0	0	0	0	0	0	2	1	0	0	0	0	43	46
08:45	0	0	0	0	0	0	0	0	0	0	0	0	0	0	0	0	1	1	0	0	0	0	41	43
09:00	0	0	0	0	0	0	0	0	0	0	0	0	0	0	0	0	2	1	0	0	0	2	37	42
16:00	0	0	0	0	0	0	0	0	0	0	0	0	0	0	0	0	0	0	0	0	0	1	1	2
16:15	0	0	0	0	0	0	0	0	0	0	0	0	0	0	0	0	0	0	0	0	0	0	0	0
16:30	0	0	0	0	0	0	0	0	0	0	0	0	0	0	0	0	0	0	0	0	0	0	0	0
16:45	0	0	0	0	0	0	0	0	0	0	0	0	0	0	0	0	0	0	0	0	0	0	0	0
17:00	0	0	0	0	0	0	0	0	0	0	0	0	0	0	0	0	0	0	0	0	0	0	0	0
17:15	0	0	0	0	0	0	0	0	0	0	0	0	0	0	0	0	0	0	0	0	0	0	0	0
17:30	0	0	0	0	0	0	0	0	0	0	0	0	0	0	0	0	0	0	0	0	0	0	0	0
17:45	0	0	0	0	0	0	0	0	0	0	0	0	0	0	0	0	0	0	0	0	0	0	0	0
18:00	0	0	0	0	0	0	0	0	0	0	0	0	0	0	0	0	0	0	0	0	0	0	0	0

# Intelligent Data Collection Limited



Client: Mott McDonald  
 Project Number: ID06180  
 Junction Number: Site 18

Date of Survey: 07.12.2021  
 Junction Name: A1309 Milton Road / Green End Road / Kings Hedges Road  
 Junction Type: Crossroads

Arm A: A1309 Milton Road (NE)  
 Arm B: Green End Road (SE)

Arm C: A1309 Milton Road (SW)  
 Arm D: Kings Hedges Road (NW)

Time	C2 to D								D1 to D								D1 to C							
	Cars	LGV	OGV1	OGV2	Buses	M/C	Cycle	Total	Cars	LGV	OGV1	OGV2	Buses	M/C	Cycle	Total	Cars	LGV	OGV1	OGV2	Buses	M/C	Cycle	Total
07:00	5	1	0	0	0	0	0	6							0	9	1	0	0	0	0	0	0	10
07:15	1	2	1	0	0	0	0	4							0	10	6	0	0	0	0	0	0	16
07:30	6	4	0	0	0	1	1	12							0	5	3	0	0	0	0	0	1	9
07:45	11	0	0	0	1	0	1	13							0	7	1	0	0	1	0	0	9	
08:00	5	1	0	0	0	0	1	7							0	12	6	0	0	1	0	0	19	
08:15	23	6	0	0	0	0	2	31							0	11	3	0	0	0	0	0	14	
08:30	19	1	1	0	0	0	0	21							0	8	6	0	0	1	0	2	17	
08:45	7	1	0	0	0	0	1	9							0	20	4	0	0	0	1	1	26	
09:00	13	3	0	0	0	1	2	19							0	21	9	0	0	0	0	0	30	
09:15	15	1	1	0	0	0	2	19							0	14	3	2	0	0	0	0	19	
09:30	14	2	0	0	0	0	0	16							0	13	3	0	0	0	0	0	16	
09:45	14	3	1	0	0	1	0	19							0	6	4	1	0	0	0	0	11	
16:00	13	5	0	0	0	0	0	18							0	18	2	1	0	0	1	1	23	
16:15	14	2	0	0	0	0	0	16							0	16	4	0	0	0	0	1	21	
16:30	15	3	0	0	0	0	0	18							0	11	1	0	0	0	0	0	12	
16:45	18	0	0	0	0	2	0	20							0	13	1	0	0	0	0	0	14	
17:00	15	1	0	0	0	0	0	16							0	17	2	0	0	0	0	0	19	
17:15	11	1	0	0	0	0	0	12							0	19	1	0	0	0	0	1	21	
17:30	14	1	0	0	1	1	1	18							0	16	1	0	0	0	2	2	21	
17:45	18	0	0	0	0	2	2	22							0	17	1	0	0	0	1	1	20	
18:00	16	0	0	0	1	1	0	18							0	9	0	1	0	0	0	0	10	
18:15	21	2	0	0	0	0	0	23							0	16	0	0	0	0	1	1	18	
18:30	15	1	0	0	0	2	1	19							0	17	1	0	0	0	2	0	20	
18:45	12	0	0	0	0	0	1	13							0	15	1	0	0	0	0	0	16	
Start Time	Rolling Hour								Rolling Hour								Rolling Hour							
	Cars	LGV	OGV1	OGV2	Buses	M/C	Cycle	Total	Cars	LGV	OGV1	OGV2	Buses	M/C	Cycle	Total	Cars	LGV	OGV1	OGV2	Buses	M/C	Cycle	Total
07:00	23	7	1	0	1	1	2	35	0	0	0	0	0	0	0	0	31	11	0	0	1	0	1	44
07:15	23	7	1	0	1	1	3	36	0	0	0	0	0	0	0	0	34	16	0	0	2	0	1	53
07:30	45	11	0	0	1	1	5	63	0	0	0	0	0	0	0	0	35	13	0	0	2	0	1	51
07:45	58	8	1	0	1	0	4	72	0	0	0	0	0	0	0	0	38	16	0	0	3	0	2	59
08:00	54	9	1	0	0	0	4	68	0	0	0	0	0	0	0	0	51	19	0	0	2	1	3	76
08:15	62	11	1	0	0	1	5	80	0	0	0	0	0	0	0	0	60	22	0	0	1	1	3	87
08:30	54	6	2	0	0	1	5	68	0	0	0	0	0	0	0	0	63	22	2	0	1	1	3	92
08:45	49	7	1	0	0	1	5	63	0	1	0	0	0	0	0	0	68	19	2	0	0	1	1	91
09:00	56	9	2	0	0	2	4	73	0	0	0	0	0	0	0	0	54	19	3	0	0	0	0	76
16:00	60	10	0	0	0	2	0	72	0	0	0	0	0	0	0	0	58	8	1	0	0	1	2	70
16:15	62	6	0	0	0	2	0	70	0	0	0	0	0	0	0	0	57	8	0	0	0	0	1	66
16:30	59	5	0	0	0	2	0	66	0	0	0	0	0	0	0	0	60	5	0	0	0	0	1	66
16:45	58	3	0	0	1	3	1	66	0	0	0	0	0	0	0	0	65	5	0	0	0	2	3	75
17:00	58	3	0	0	1	3	3	68	0	0	0	0	0	0	0	0	69	5	0	0	0	3	4	81
17:15	59	2	0	0	2	4	3	70	0	0	0	0	0	0	0	0	61	3	1	0	0	3	4	72
17:30	69	3	0	0	2	4	3	81	0	0	0	0	0	0	0	0	58	2	1	0	0	4	4	69
17:45	70	3	0	0	1	5	3	82	0	0	0	0	0	0	0	0	59	2	1	0	0	4	2	68
18:00	64	3	0	0	1	3	2	73	0	0	0	0	0	0	0	0	57	2	1	0	0	3	1	64

# Intelligent Data Collection Limited



Client: Mott McDonald  
 Project Number: ID06180  
 Junction Number: Site 18

Date of Survey: 07.12.2021  
 Junction Name: A1309 Milton Road / Green End Road / Kings Hedges Road  
 Junction Type: Crossroads

Arm A: A1309 Milton Road (NE)  
 Arm B: Green End Road (SE)

Arm C: A1309 Milton Road (SW)  
 Arm D: Kings Hedges Road (NW)

Time	D1 to B								D1 to A								D2 to D							
	Cars	LGV	OGV1	OGV2	Buses	M/C	Cycle	Total	Cars	LGV	OGV1	OGV2	Buses	M/C	Cycle	Total	Cars	LGV	OGV1	OGV2	Buses	M/C	Cycle	Total
07:00	10	3	0	0	0	1	0	14	0	0	0	0	0	0	0	0	0	0	0	0	0	0	0	0
07:15	12	4	0	0	0	0	0	16	0	0	0	0	0	0	0	0	0	0	0	0	0	0	0	0
07:30	8	5	0	0	0	0	0	13	0	0	0	0	0	0	0	0	0	0	0	0	0	0	0	0
07:45	25	6	1	0	0	0	2	34	0	0	0	0	0	0	0	0	0	0	0	0	0	0	0	0
08:00	28	10	0	0	0	1	0	39	0	0	0	0	0	0	0	0	0	0	0	0	0	0	0	0
08:15	10	6	1	0	0	1	3	21	0	0	0	0	0	0	0	0	0	0	0	0	0	0	0	0
08:30	27	8	0	0	0	0	0	35	0	0	0	0	0	0	0	0	0	0	0	0	0	0	0	0
08:45	32	5	1	0	0	0	2	40	0	0	0	0	0	0	0	0	0	0	0	0	0	0	0	0
09:00	24	6	0	0	0	0	1	31	0	0	0	0	0	0	0	0	0	0	0	0	0	0	0	0
09:15	21	7	0	0	0	0	0	28	0	0	0	0	0	0	0	0	0	0	0	0	0	0	0	0
09:30	13	7	0	0	0	0	0	20	0	0	0	0	0	0	0	0	0	0	0	0	0	0	0	0
09:45	27	5	0	0	0	0	0	32	0	0	0	0	0	0	0	0	0	0	0	0	0	0	0	0
16:00	20	8	0	0	0	2	1	31	0	0	0	0	0	0	0	0	0	0	0	0	0	0	0	0
16:15	19	4	1	0	0	0	1	25	0	0	0	0	0	0	0	0	0	0	0	0	0	0	0	0
16:30	13	2	0	0	0	0	0	15	0	0	0	0	0	0	0	0	0	0	0	0	0	0	0	0
16:45	21	2	1	0	0	0	0	24	0	0	0	0	0	0	0	0	0	0	0	0	0	0	0	0
17:00	22	4	0	0	0	0	2	28	0	0	0	0	0	0	0	0	0	0	0	0	0	0	0	0
17:15	23	4	0	0	0	0	3	30	0	0	0	0	0	0	0	0	0	0	0	0	0	0	0	0
17:30	25	2	0	1	0	0	0	28	0	0	0	0	0	0	0	0	0	0	0	0	0	0	0	0
17:45	22	2	0	0	0	0	2	26	0	0	0	0	0	0	0	0	0	0	0	0	0	0	0	0
18:00	15	0	0	0	0	0	1	16	0	0	0	0	0	0	0	0	0	0	0	0	0	0	0	0
18:15	17	1	0	0	0	0	0	18	0	0	0	0	0	0	0	0	0	0	0	0	0	0	0	0
18:30	13	1	0	0	0	0	0	14	0	0	0	0	0	0	0	0	0	0	0	0	0	0	0	0
18:45	7	0	0	0	0	0	0	7	0	0	0	0	0	0	0	0	0	0	0	0	0	0	0	0
Start Time	Rolling Hour							Total	Rolling Hour							Total	Rolling Hour							Total
07:00	55	18	1	0	0	1	2	77	0	0	0	0	0	0	0	0	0	0	0	0	0	0	0	0
07:15	73	25	1	0	0	1	2	102	0	0	0	0	0	0	0	0	0	0	0	0	0	0	0	0
07:30	71	27	2	0	0	2	5	107	0	0	0	0	0	0	0	0	0	0	0	0	0	0	0	0
07:45	90	30	2	0	0	2	5	129	0	0	0	0	0	0	0	0	0	0	0	0	0	0	0	0
08:00	97	29	2	0	0	2	5	135	0	0	0	0	0	0	0	0	0	0	0	0	0	0	0	0
08:15	93	25	2	0	0	1	6	127	0	0	0	0	0	0	0	0	0	0	0	0	0	0	0	0
08:30	104	26	1	0	0	0	3	134	0	0	0	0	0	0	0	0	0	0	0	0	0	0	0	0
08:45	90	25	1	0	0	0	3	119	0	0	0	0	0	0	0	0	0	0	0	0	0	0	0	0
09:00	85	25	0	0	0	0	1	111	0	0	0	0	0	0	0	0	0	0	0	0	0	0	0	0
16:00	73	16	2	0	0	2	2	95	0	0	0	0	0	0	0	0	0	0	0	0	0	0	0	0
16:15	75	12	2	0	0	0	3	92	0	0	0	0	0	0	0	0	0	0	0	0	0	0	0	0
16:30	79	12	1	0	0	0	5	97	0	0	0	0	0	0	0	0	0	0	0	0	0	0	0	0
16:45	91	12	1	1	0	0	5	110	0	0	0	0	0	0	0	0	0	0	0	0	0	0	0	0
17:00	92	12	0	1	0	0	7	112	0	0	0	0	0	0	0	0	0	0	0	0	0	0	0	0
17:15	85	8	0	1	0	0	6	100	0	0	0	0	0	0	0	0	0	0	0	0	0	0	0	0
17:30	79	5	0	1	0	0	3	88	0	0	0	0	0	0	0	0	0	0	0	0	0	0	0	0
17:45	67	4	0	0	0	0	3	74	0	0	0	0	0	0	0	0	0	0	0	0	0	0	0	0
18:00	52	2	0	0	0	0	1	55	0	0	0	0	0	0	0	0	0	0	0	0	0	0	0	0



# Intelligent Data Collection Limited



Client: Mott McDonald  
 Project Number: ID06180  
 Junction Number: Site 18

Date of Survey: 07.12.2021  
 Junction Name: A1309 Milton Road / Green End Road / Kings Hedges Road  
 Junction Type: Crossroads

Arm A: A1309 Milton Road (NE)  
 Arm B: Green End Road (SE)

Arm C: A1309 Milton Road (SW)  
 Arm D: Kings Hedges Road (NW)

Time	D2 to C								D2 to B								D2 to A							
	Cars	LGV	OGV1	OGV2	Buses	M/C	Cycle	Total	Cars	LGV	OGV1	OGV2	Buses	M/C	Cycle	Total	Cars	LGV	OGV1	OGV2	Buses	M/C	Cycle	Total
07:00	0	0	0	0	0	0	0	0	0	0	0	0	0	0	0	0	10	3	0	0	0	0	0	13
07:15	0	0	0	0	0	0	0	0	0	0	0	0	0	0	0	0	24	6	0	0	0	1	0	31
07:30	0	0	0	0	0	0	0	0	0	0	0	0	0	0	0	0	18	8	3	0	1	1	0	31
07:45	0	0	0	0	0	0	0	0	0	0	0	0	0	0	0	0	21	6	1	0	0	0	1	29
08:00	0	0	0	0	0	0	0	0	0	0	0	0	0	0	0	0	23	7	0	0	0	0	0	30
08:15	0	0	0	0	0	0	0	0	0	0	0	0	0	1	1	1	30	4	0	0	0	0	1	35
08:30	0	0	0	0	0	0	0	0	0	1	0	0	0	0	0	1	25	6	0	0	0	0	4	35
08:45	0	0	0	0	0	0	0	0	0	0	0	0	0	0	0	0	34	6	0	0	0	0	2	42
09:00	0	0	0	0	0	0	0	0	0	0	0	0	0	1	1	1	32	5	1	1	0	0	0	39
09:15	0	0	0	0	0	0	0	0	0	0	0	0	0	1	1	1	27	3	0	0	0	0	1	31
09:30	0	0	0	0	0	0	0	0	0	0	0	0	0	0	0	0	26	8	0	0	1	0	0	35
09:45	0	0	0	0	0	0	0	0	0	1	0	0	0	0	0	1	24	9	0	0	0	0	1	34
16:00	0	0	0	0	0	0	0	0	0	0	0	0	0	0	0	0	27	4	0	0	0	0	3	34
16:15	0	0	0	0	0	0	0	0	0	0	0	0	0	1	1	1	27	4	0	0	0	0	0	31
16:30	0	0	0	0	0	0	0	0	0	0	0	0	0	0	0	0	14	4	1	0	0	0	0	19
16:45	0	0	0	0	0	0	0	0	0	0	0	0	0	0	0	0	17	6	1	0	0	1	0	25
17:00	0	0	0	0	0	0	0	0	0	0	0	0	0	2	2	2	31	5	0	0	0	0	1	37
17:15	0	0	0	0	0	0	0	0	0	0	0	0	0	0	0	0	28	2	0	0	0	0	0	30
17:30	0	0	0	0	0	0	0	0	0	0	0	0	0	1	1	1	15	2	0	0	0	1	1	19
17:45	0	0	0	0	0	0	0	0	0	0	0	0	0	2	2	2	17	2	0	0	1	0	0	20
18:00	0	0	0	0	0	0	0	0	0	0	0	0	0	0	0	0	18	3	0	0	0	0	0	21
18:15	0	0	0	0	0	0	0	0	0	0	0	0	0	0	0	0	11	1	0	0	1	0	0	13
18:30	0	0	0	0	0	0	0	0	0	0	0	0	0	0	0	0	16	2	0	0	1	0	0	19
18:45	0	0	0	0	0	0	0	0	0	0	0	0	0	2	2	2	15	2	0	0	1	0	0	18
Start Time	Rolling Hour								Rolling Hour								Rolling Hour							
	Cars	LGV	OGV1	OGV2	Buses	M/C	Cycle	Total	Cars	LGV	OGV1	OGV2	Buses	M/C	Cycle	Total	Cars	LGV	OGV1	OGV2	Buses	M/C	Cycle	Total
07:00	0	0	0	0	0	0	0	0	0	0	0	0	0	0	0	0	73	23	4	0	1	2	1	104
07:15	0	0	0	0	0	0	0	0	0	0	0	0	0	0	0	0	86	27	4	0	1	2	1	121
07:30	0	0	0	0	0	0	0	0	0	0	0	0	0	1	1	1	92	25	4	0	1	1	2	125
07:45	0	0	0	0	0	0	0	0	0	1	0	0	0	0	1	2	99	23	1	0	0	0	6	129
08:00	0	0	0	0	0	0	0	0	0	1	0	0	0	0	1	2	112	23	0	0	0	0	7	142
08:15	0	0	0	0	0	0	0	0	0	1	0	0	0	0	2	3	121	21	1	1	0	0	7	151
08:30	0	0	0	0	0	0	0	0	0	1	0	0	0	0	2	3	118	20	1	1	0	0	7	147
08:45	0	0	0	0	0	0	0	0	0	0	0	0	0	2	2	119	22	1	1	1	0	3	147	
09:00	0	0	0	0	0	0	0	0	0	1	0	0	0	0	2	3	109	25	1	1	1	0	2	139
16:00	0	0	0	0	0	0	0	0	0	0	0	0	0	1	1	1	85	18	2	0	0	1	3	109
16:15	0	0	0	0	0	0	0	0	0	0	0	0	0	3	3	89	19	2	0	0	1	1	1	112
16:30	0	0	0	0	0	0	0	0	0	0	0	0	0	2	2	90	17	2	0	0	1	1	1	111
16:45	0	0	0	0	0	0	0	0	0	0	0	0	0	3	3	91	15	1	0	0	2	2	2	111
17:00	0	0	0	0	0	0	0	0	0	0	0	0	0	5	5	91	11	0	0	1	1	2	106	
17:15	0	0	0	0	0	0	0	0	0	0	0	0	0	3	3	78	9	0	0	1	1	1	90	
17:30	0	0	0	0	0	0	0	0	0	0	0	0	0	3	3	61	8	0	0	2	1	1	73	
17:45	0	0	0	0	0	0	0	0	0	0	0	0	0	2	2	62	8	0	0	3	0	0	73	
18:00	0	0	0	0	0	0	0	0	0	0	0	0	0	2	2	60	8	0	0	3	0	0	71	

# Intelligent Data Collection Limited



**Client:** Mott McDonald      **Date of Survey:** 07.12.2021  
**Project Number:** ID06180      **Junction Name:** A1309 Milton Road / Green End Road / Kings Hedges Road  
**Junction Number:** Site 18      **Junction Type:** Crossroads

Time	Arm A Approach								Arm A Exit									
	Cars	LGV	OGV1	OGV2	Buses	M/C	Cycle	Total	Cars	LGV	OGV1	OGV2	Buses	M/C	Cycle	Total		
07:00	89	41	2	2	9	1	5	149	63	18	1	1	3	0	1	87		
07:15	85	44	4	4	6	1	4	148	107	35	2	1	1	3	2	151		
07:30	139	55	3	0	5	1	6	209	93	41	8	4	5	2	1	154		
07:45	120	51	4	3	5	1	8	192	119	34	7	1	4	0	15	180		
08:00	99	40	7	2	5	1	6	160	131	42	5	4	5	0	9	196		
08:15	155	50	5	3	6	1	8	228	147	30	2	2	4	1	17	203		
08:30	112	35	3	3	6	1	13	173	168	28	4	0	5	1	24	230		
08:45	116	35	4	0	2	1	11	169	148	36	8	4	2	1	34	233		
09:00	136	31	2	1	4	0	3	177	162	38	6	2	4	0	47	259		
09:15	122	34	4	0	4	0	5	169	140	37	5	3	9	1	13	208		
09:30	127	36	8	3	5	1	6	186	126	37	4	0	5	0	8	180		
09:45	139	32	8	5	4	2	3	193	113	30	5	2	4	3	11	168		
16:00	129	22	0	0	3	0	6	160	148	37	4	1	4	1	5	200		
16:15	142	24	1	0	3	0	6	176	136	27	0	0	4	1	3	171		
16:30	138	25	0	1	3	0	12	179	145	29	4	0	4	0	0	182		
16:45	127	19	0	0	5	2	0	153	134	34	1	1	4	2	1	177		
17:00	131	23	0	0	2	1	12	169	169	24	0	1	3	1	5	203		
17:15	161	19	0	0	3	2	19	204	152	21	0	0	4	0	3	180		
17:30	152	18	0	1	3	2	19	195	123	16	0	0	4	2	6	151		
17:45	168	21	1	1	6	0	17	214	109	12	0	0	4	2	2	129		
18:00	165	15	0	1	3	2	26	212	123	9	0	0	2	1	2	137		
18:15	146	13	1	2	3	4	15	184	128	8	1	0	8	0	1	146		
18:30	133	14	0	0	5	2	17	171	111	14	0	0	6	2	2	135		
18:45	133	16	0	1	1	0	7	158	88	8	0	0	5	1	3	105		
Start Time	Rolling Hour								Total	Rolling Hour								Total
07:00	433	191	13	9	25	4	23	698	382	128	18	7	13	5	19	572		
07:15	443	190	18	9	21	4	24	709	450	152	22	10	15	5	27	681		
07:30	513	196	19	8	21	4	28	789	490	147	22	11	18	3	42	733		
07:45	486	176	19	11	22	4	35	753	565	134	18	7	18	2	65	809		
08:00	482	160	19	8	19	4	38	730	594	136	19	10	16	3	84	862		
08:15	519	151	14	7	18	3	35	747	625	132	20	8	15	3	122	925		
08:30	486	135	13	4	16	2	32	688	618	139	23	9	20	3	118	930		
08:45	501	136	18	4	15	2	25	701	576	148	23	9	20	2	102	880		
09:00	524	133	22	9	17	3	17	725	541	142	20	7	22	4	79	815		
16:00	536	90	1	1	14	2	24	668	563	127	9	2	16	4	9	730		
16:15	538	91	1	1	13	3	30	677	584	114	5	2	15	4	9	733		
16:30	557	86	0	1	13	5	43	705	600	108	5	2	15	3	9	742		
16:45	571	79	0	1	13	7	50	721	578	95	1	2	15	5	15	711		
17:00	612	81	1	2	14	5	67	782	553	73	0	1	15	5	16	663		
17:15	646	73	1	3	15	6	81	825	507	58	0	0	14	5	13	597		
17:30	631	67	2	5	15	8	77	805	483	45	1	0	18	5	11	563		
17:45	612	63	2	4	17	8	75	781	471	43	1	0	20	5	7	547		
18:00	577	58	1	4	12	8	65	725	450	39	1	0	21	4	8	523		

# Intelligent Data Collection Limited



**Client:** Mott McDonald      **Date of Survey:** 07.12.2021  
**Project Number:** ID06180      **Junction Name:** A1309 Milton Road / Green End Road / Kings Hedges Road  
**Junction Number:** Site 18      **Junction Type:** Crossroads

Time	Arm B Approach								Arm B Exit									
	Cars	LGV	OGV1	OGV2	Buses	M/C	Cycle	Total	Cars	LGV	OGV1	OGV2	Buses	M/C	Cycle	Total		
07:00	27	13	0	0	1	0	0	41	30	14	1	1	0	1	2	49		
07:15	43	19	0	1	0	2	4	69	27	20	0	0	2	0	0	49		
07:30	38	22	3	2	1	2	2	70	45	22	1	0	1	0	3	72		
07:45	61	20	5	1	1	0	14	102	72	26	1	1	0	0	5	105		
08:00	43	22	1	1	1	0	4	72	66	22	1	0	1	2	0	92		
08:15	68	21	1	1	2	0	5	98	69	24	5	1	1	1	7	108		
08:30	77	19	4	1	1	0	6	108	73	24	0	1	2	0	4	104		
08:45	54	21	4	2	0	0	9	90	77	18	4	0	0	0	4	103		
09:00	50	16	3	0	1	0	7	77	64	16	1	1	1	0	3	86		
09:15	56	21	2	1	2	0	3	85	71	20	1	1	1	0	1	95		
09:30	48	15	1	0	1	0	2	67	52	24	2	0	1	1	0	80		
09:45	49	19	1	2	1	1	0	73	75	25	4	4	1	0	2	111		
16:00	73	22	1	0	0	0	0	96	61	21	0	0	1	2	1	86		
16:15	47	16	0	0	2	0	3	68	68	13	2	0	1	0	3	87		
16:30	71	14	1	0	1	0	0	87	51	15	0	0	1	0	5	72		
16:45	63	14	0	0	1	0	1	79	61	7	1	0	1	0	0	70		
17:00	72	12	1	0	0	0	0	85	60	12	0	0	1	0	9	82		
17:15	61	10	0	0	2	0	0	73	69	14	0	0	1	1	10	95		
17:30	56	10	0	0	1	2	1	70	72	8	0	1	1	1	3	86		
17:45	42	10	0	0	0	1	2	55	68	10	1	1	1	1	6	88		
18:00	53	4	0	0	1	2	0	60	68	7	0	1	1	0	6	83		
18:15	46	3	0	0	1	0	1	51	56	6	1	1	1	0	4	69		
18:30	43	9	0	0	1	1	2	56	57	5	0	0	1	0	4	67		
18:45	55	3	0	0	1	3	1	63	37	7	0	1	0	0	4	49		
Start Time	Rolling Hour								Total	Rolling Hour								Total
07:00	169	74	8	4	3	4	20	282	174	82	3	2	3	1	10	275		
07:15	185	83	9	5	3	4	24	313	210	90	3	1	4	2	8	318		
07:30	210	85	10	5	5	2	25	342	252	94	8	2	3	3	15	377		
07:45	249	82	11	4	5	0	29	380	280	96	7	3	4	3	16	409		
08:00	242	83	10	5	4	0	24	368	285	88	10	2	4	3	15	407		
08:15	249	77	12	4	4	0	27	373	283	82	10	3	4	1	18	401		
08:30	237	77	13	4	4	0	25	360	285	78	6	3	4	0	12	388		
08:45	208	73	10	3	4	0	21	319	264	78	8	2	3	1	8	364		
09:00	203	71	7	3	5	1	12	302	262	85	8	6	4	1	6	372		
16:00	254	66	2	0	4	0	4	330	241	56	3	0	4	2	9	315		
16:15	253	56	2	0	4	0	4	319	240	47	3	0	4	0	17	311		
16:30	267	50	2	0	4	0	1	324	241	48	1	0	4	1	24	319		
16:45	252	46	1	0	4	2	2	307	262	41	1	1	4	2	22	333		
17:00	231	42	1	0	3	3	3	283	269	44	1	2	4	3	28	351		
17:15	212	34	0	0	4	5	3	258	277	39	1	3	4	3	25	352		
17:30	197	27	0	0	3	5	4	236	264	31	2	4	4	2	19	326		
17:45	184	26	0	0	3	4	5	222	249	28	2	3	4	1	20	307		
18:00	197	19	0	0	4	6	4	230	218	25	1	3	3	0	18	268		

# Intelligent Data Collection Limited



**Client:** Mott McDonald      **Date of Survey:** 07.12.2021  
**Project Number:** ID06180      **Junction Name:** A1309 Milton Road / Green End Road / Kings Hedges Road  
**Junction Number:** Site 18      **Junction Type:** Crossroads

Time	Arm C Approach								Arm C Exit									
	Cars	LGV	OGV1	OGV2	Buses	M/C	Cycle	Total	Cars	LGV	OGV1	OGV2	Buses	M/C	Cycle	Total		
07:00	40	7	1	1	2	0	1	52	73	29	1	1	8	1	3	116		
07:15	54	17	3	0	1	0	2	77	74	34	4	4	4	1	6	127		
07:30	50	21	4	2	3	1	2	83	95	38	4	0	4	1	5	147		
07:45	62	14	2	0	4	0	9	91	70	23	5	2	6	1	5	112		
08:00	77	17	5	3	4	1	8	115	64	27	5	1	5	1	7	110		
08:15	93	20	2	1	3	1	16	136	81	20	2	0	5	1	5	114		
08:30	122	12	3	0	4	1	17	159	61	24	4	2	5	1	10	107		
08:45	99	14	5	2	2	1	28	151	79	20	2	0	2	2	9	114		
09:00	116	24	3	1	3	1	43	191	93	26	1	0	3	0	2	125		
09:15	95	21	6	3	7	1	13	146	69	19	6	0	3	0	5	102		
09:30	88	22	3	0	3	0	7	123	84	18	6	2	4	0	6	120		
09:45	78	15	5	0	3	4	10	115	85	17	5	1	3	2	1	114		
16:00	91	26	3	1	4	1	2	128	87	11	1	0	2	1	6	108		
16:15	91	12	0	0	2	1	3	109	88	18	0	0	2	0	6	114		
16:30	100	20	2	0	3	0	0	125	81	13	0	1	2	0	5	102		
16:45	97	17	0	1	3	3	1	122	83	11	0	0	4	1	0	99		
17:00	108	10	0	1	3	1	4	127	97	15	1	0	1	1	7	122		
17:15	97	16	0	0	2	0	3	118	113	11	0	0	2	1	12	139		
17:30	89	11	0	0	4	1	5	110	107	12	0	0	2	2	19	142		
17:45	91	4	0	0	3	4	4	106	125	12	0	0	5	1	16	159		
18:00	101	4	0	0	2	1	2	110	109	8	1	0	2	1	20	141		
18:15	106	6	1	0	6	0	1	120	108	6	0	1	2	5	10	132		
18:30	88	6	0	0	4	4	3	105	103	9	0	0	4	4	12	132		
18:45	61	5	0	0	3	0	5	74	112	8	0	0	1	0	6	127		
Start Time	Rolling Hour								Total	Rolling Hour								Total
07:00	206	59	10	3	10	1	14	303	312	124	14	7	22	4	19	502		
07:15	243	69	14	5	12	2	21	366	303	122	18	7	19	4	23	496		
07:30	282	72	13	6	14	3	35	425	310	108	16	3	20	4	22	483		
07:45	354	63	12	4	15	3	50	501	276	94	16	5	21	4	27	443		
08:00	391	63	15	6	13	4	69	561	285	91	13	3	17	5	31	445		
08:15	430	70	13	4	12	4	104	637	314	90	9	2	15	4	26	460		
08:30	432	71	17	6	16	4	101	647	302	89	13	2	13	3	26	448		
08:45	398	81	17	6	15	3	91	611	325	83	15	2	12	2	22	461		
09:00	377	82	17	4	16	6	73	575	331	80	18	3	13	2	14	461		
16:00	379	75	5	2	12	5	6	484	339	53	1	1	10	2	17	423		
16:15	396	59	2	2	11	5	8	483	349	57	1	1	9	2	18	437		
16:30	402	63	2	2	11	4	8	492	374	50	1	1	9	3	24	462		
16:45	391	54	0	2	12	5	13	477	400	49	1	0	9	5	38	502		
17:00	385	41	0	1	12	6	16	461	442	50	1	0	10	5	54	562		
17:15	378	35	0	0	11	6	14	444	454	43	1	0	11	5	67	581		
17:30	387	25	1	0	15	6	12	446	449	38	1	1	11	9	65	574		
17:45	386	20	1	0	15	9	10	441	445	35	1	1	13	11	58	564		
18:00	356	21	1	0	15	5	11	409	432	31	1	1	9	10	48	532		

# Intelligent Data Collection Limited



**Client:** Mott McDonald      **Date of Survey:** 07.12.2021  
**Project Number:** ID06180      **Junction Name:** A1309 Milton Road / Green End Road / Kings Hedges Road  
**Junction Number:** Site 18      **Junction Type:** Crossroads

Time	Arm D Approach								Arm D Exit									
	Cars	LGV	OGV1	OGV2	Buses	M/C	Cycle	Total	Cars	LGV	OGV1	OGV2	Buses	M/C	Cycle	Total		
07:00	29	7	0	0	0	1	0	37	19	7	0	0	1	0	0	27		
07:15	46	16	0	0	0	1	0	63	20	7	1	0	0	0	2	30		
07:30	31	16	3	0	1	1	1	53	25	13	0	0	0	2	42			
07:45	53	13	2	0	1	0	3	72	35	15	0	0	1	0	9	60		
08:00	63	23	0	0	1	1	0	88	21	11	2	1	0	0	2	37		
08:15	51	13	1	0	0	1	5	71	70	30	0	2	1	0	5	108		
08:30	60	21	0	0	1	0	6	88	69	11	2	1	0	0	4	87		
08:45	86	15	1	0	0	1	5	108	51	11	0	0	0	0	6	68		
09:00	77	20	1	1	0	0	2	101	60	11	1	0	0	1	3	76		
09:15	62	13	2	0	0	0	2	79	55	13	2	0	0	0	4	74		
09:30	52	18	0	0	1	0	0	71	53	12	0	1	0	0	1	67		
09:45	57	19	1	0	0	0	1	78	50	13	1	0	0	2	0	66		
16:00	65	14	1	0	0	3	5	88	62	15	0	0	0	0	1	78		
16:15	62	12	1	0	0	0	3	78	50	6	0	0	0	0	3	59		
16:30	38	7	1	0	0	0	0	46	70	9	0	0	0	0	2	81		
16:45	51	9	2	0	0	1	0	63	60	7	0	0	0	3	1	71		
17:00	70	11	0	0	0	0	5	86	55	5	0	0	0	0	0	60		
17:15	70	7	0	0	0	0	4	81	55	6	0	0	0	0	1	62		
17:30	56	5	0	1	0	3	4	69	51	8	0	1	1	3	1	65		
17:45	56	5	0	0	1	1	5	68	55	6	0	0	0	2	4	67		
18:00	42	3	1	0	0	0	1	47	61	2	0	0	1	3	1	68		
18:15	44	2	0	0	1	1	1	49	50	4	0	0	0	0	3	57		
18:30	46	4	0	0	1	2	0	53	39	5	0	0	0	3	4	51		
18:45	37	3	0	0	1	0	2	43	49	4	0	0	0	2	2	57		
Start Time	Rolling Hour								Total	Rolling Hour								Total
07:00	159	52	5	0	2	3	4	225	99	42	1	0	2	2	13	159		
07:15	193	68	5	0	3	3	4	276	101	46	3	1	1	2	15	169		
07:30	198	65	6	0	3	3	9	284	151	69	2	3	2	2	18	247		
07:45	227	70	3	0	3	2	14	319	195	67	4	4	2	0	20	292		
08:00	260	72	2	0	2	3	16	355	211	63	4	4	1	0	17	300		
08:15	274	69	3	1	1	2	18	368	250	63	3	3	1	1	18	339		
08:30	285	69	4	1	1	1	15	376	235	46	5	1	0	1	17	305		
08:45	277	66	4	1	1	1	9	359	219	47	3	1	0	1	14	285		
09:00	248	70	4	1	1	0	5	329	218	49	4	1	0	3	8	283		
16:00	216	42	5	0	0	4	8	275	242	37	0	0	0	3	7	289		
16:15	221	39	4	0	0	1	8	273	235	27	0	0	0	3	6	271		
16:30	229	34	3	0	0	1	9	276	240	27	0	0	0	3	4	274		
16:45	247	32	2	1	0	4	13	299	221	26	0	1	1	6	3	258		
17:00	252	28	0	1	1	4	18	304	216	25	0	1	1	5	6	254		
17:15	224	20	1	1	1	4	14	265	222	22	0	1	2	8	7	262		
17:30	198	15	1	1	2	5	11	233	217	20	0	1	2	8	9	257		
17:45	188	14	1	0	3	4	7	217	205	17	0	0	1	8	12	243		
18:00	169	12	1	0	3	3	4	192	199	15	0	0	1	8	10	233		

# Intelligent Data Collection Limited



**Client:** Mott McDonald      **Date of Survey:** 07.12.2021  
**Project Number:** ID06180      **Junction Name:** A1309 Milton Road / Green End Road / Kings Hedges Road  
**Junction Number:** Site 18      **Junction Type:** Crossroads

Total Junction Flow								
Time	Cars	LGV	OGV1	OGV2	Buses	M/C	Cycle	Total
07:00	185	68	3	3	12	2	6	279
07:15	228	96	7	5	7	4	10	357
07:30	258	114	13	4	10	5	11	415
07:45	296	98	13	4	11	1	34	457
08:00	282	102	13	6	11	3	18	435
08:15	367	104	9	5	11	3	34	533
08:30	371	87	10	4	12	2	42	528
08:45	355	85	14	4	4	3	53	518
09:00	379	91	9	3	8	1	55	546
09:15	335	89	14	4	13	1	23	479
09:30	315	91	12	3	10	1	15	447
09:45	323	85	15	7	8	7	14	459
16:00	358	84	5	1	7	4	13	472
16:15	342	64	2	0	7	1	15	431
16:30	347	66	4	1	7	0	12	437
16:45	338	59	2	1	9	6	2	417
17:00	381	56	1	1	5	2	21	467
17:15	389	52	0	0	7	2	26	476
17:30	353	44	0	2	8	8	29	444
17:45	357	40	1	1	10	6	28	443
18:00	361	26	1	1	6	5	29	429
18:15	342	24	2	2	11	5	18	404
18:30	310	33	0	0	11	9	22	385
18:45	286	27	0	1	6	3	15	338
Start Time	Rolling Hour							Total
07:00	967	376	36	16	40	12	61	1508
07:15	1064	410	46	19	39	13	73	1664
07:30	1203	418	48	19	43	12	97	1840
07:45	1316	391	45	19	45	9	128	1953
08:00	1375	378	46	19	38	11	147	2014
08:15	1472	367	42	16	35	9	184	2125
08:30	1440	352	47	15	37	7	173	2071
08:45	1384	356	49	14	35	6	146	1990
09:00	1352	356	50	17	39	10	107	1931
16:00	1385	273	13	3	30	11	42	1757
16:15	1408	245	9	3	28	9	50	1752
16:30	1455	233	7	3	28	10	61	1797
16:45	1461	211	3	4	29	18	78	1804
17:00	1480	192	2	4	30	18	104	1830
17:15	1460	162	2	4	31	21	112	1792
17:30	1413	134	4	6	35	24	104	1720
17:45	1370	123	4	4	38	25	97	1661
18:00	1299	110	3	4	34	22	84	1556

# Intelligent Data Collection Limited



Client: Mott McDonald  
 Project Number: ID06180  
 Junction Number: Site 18

Date of Survey: 07.12.2021  
 Junction Name: A1309 Milton Road / Green End Road / Kings H  
 Junction Type: Crossroads

Arm A: A1309 Milton Road (NE)  
 Arm B: Green End Road (SE)

Arm C: A1309 Milton Road (SW)  
 Arm D: Kings Hedges Road (NW)

PCU Summary																		
Time	A1 to A	A1 to D	A1 to C	A1 to B	A2 to A	A2 to D	A2 to C	A2 to B	A3 to A	A3 to D	A3 to C	A3 to B	B1 to B	B1 to A	B1 to D	B1 to C	B2 to B	B2 to A
07:00	0	16	0	0	0	0	109	0	0	0	1	31	0	33	1	0	0	0
07:15	0	14	0	0	0	0	112	0	0	0	1	31	0	51	0	0	0	0
07:30	0	20	0	0	0	0	134	0	0	0	1	56	0	58	0	0	0	0
07:45	0	22	0	0	0	0	105	0	0	0	1	68	0	75	0	0	0	0
08:00	0	24	0	0	0	0	90	0	0	0	1	51	0	63	0	0	0	0
08:15	0	51	0	0	0	0	96	0	0	0	1	86	0	66	0	0	0	0
08:30	0	29	0	0	0	0	83	0	0	0	2	59	0	66	0	0	0	0
08:45	0	28	0	0	0	0	73	0	0	0	1	61	0	51	0	0	0	0
09:00	0	32	0	0	0	1	95	1	0	0	0	52	0	48	0	0	0	0
09:15	0	30	0	0	0	0	80	0	0	0	1	61	0	60	1	0	0	0
09:30	0	29	0	0	0	0	105	1	0	0	1	57	0	42	0	0	0	0
09:45	0	31	1	0	0	0	99	0	0	0	0	73	0	54	0	0	0	0
16:00	0	28	0	0	0	0	81	0	0	0	1	48	0	65	0	0	0	0
16:15	0	29	0	0	0	0	85	0	0	0	1	60	0	51	0	0	0	0
16:30	0	40	0	0	0	0	85	0	0	0	1	48	0	64	0	0	0	0
16:45	0	27	0	0	0	0	86	0	0	0	0	43	0	55	0	0	0	0
17:00	0	23	0	0	0	1	92	0	0	0	1	43	0	61	0	0	0	0
17:15	0	28	0	0	0	0	102	0	0	0	2	58	0	48	0	0	0	0
17:30	0	28	0	0	0	0	100	0	0	0	3	52	0	44	0	0	0	0
17:45	0	23	0	0	0	0	126	0	0	0	3	56	0	29	0	0	0	0
18:00	0	28	0	0	0	0	106	2	0	0	4	55	0	32	0	0	0	0
18:15	0	25	0	0	0	0	100	0	0	0	2	49	0	39	0	0	0	0
18:30	0	20	0	0	0	0	96	0	0	0	3	42	0	40	0	0	0	0
18:45	0	23	1	0	0	0	95	0	0	0	1	35	0	32	0	0	0	0
Start Time	Rolling Hour																	
07:00	0	72	0	0	0	0	460	0	0	0	3	186	0	217	1	0	0	0
07:15	0	81	0	0	0	0	440	0	0	0	3	205	0	246	0	0	0	0
07:30	0	117	0	0	0	0	425	0	0	0	3	260	0	261	0	0	0	0
07:45	0	126	0	0	0	0	374	0	0	0	4	263	0	269	0	0	0	0
08:00	0	132	0	0	0	0	342	0	0	0	5	256	0	245	0	0	0	0
08:15	0	140	0	0	0	1	347	1	0	0	4	258	0	231	0	0	0	0
08:30	0	119	0	0	0	1	330	1	0	0	4	233	0	224	1	0	0	0
08:45	0	120	0	0	0	1	352	2	0	0	3	231	0	201	1	0	0	0
09:00	0	122	1	0	0	1	378	2	0	0	2	243	0	204	1	0	0	0
16:00	0	125	0	0	0	0	337	0	0	0	2	199	0	234	0	0	0	0
16:15	0	120	0	0	0	1	349	0	0	0	3	194	0	231	0	0	0	0
16:30	0	119	0	0	0	1	365	0	0	0	4	192	0	228	0	0	0	0
16:45	0	106	0	0	0	1	381	0	0	0	7	196	0	208	0	0	0	0
17:00	0	102	1	0	0	1	421	0	0	0	10	209	0	182	0	0	0	0
17:15	0	107	1	0	0	0	434	2	0	0	12	221	0	153	0	0	0	0
17:30	0	104	0	0	0	0	432	2	0	0	11	212	0	144	0	0	0	0
17:45	0	96	0	0	0	0	428	2	0	0	11	202	0	141	0	0	0	0
18:00	0	96	1	0	0	0	397	2	0	0	9	180	0	144	0	0	0	0

# Intelligent Data Collection Limited



Client: Mott McDonald  
 Project Number: ID06180  
 Junction Number: Site 18

Date of Survey: 07.12.2021  
 Junction Name: A1309 Milton Road / Green End Road / Kings H  
 Junction Type: Crossroads

Arm A: A1309 Milton Road (NE)  
 Arm B: Green End Road (SE)

Arm C: A1309 Milton Road (SW)  
 Arm D: Kings Hedges Road (NW)

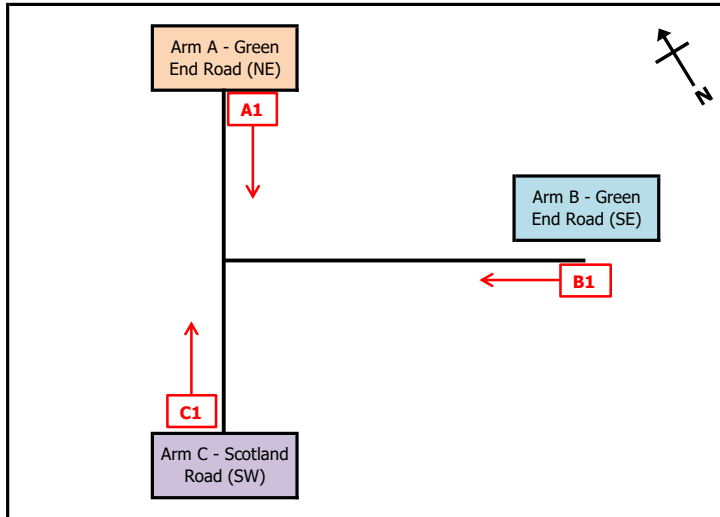
PCU Summary																		
Time	B2 to D	B2 to C	C1 to C	C1 to B	C1 to A	C1 to D	C2 to C	C2 to B	C2 to A	C2 to D	D1 to D	D1 to C	D1 to B	D1 to A	D2 to D	D2 to C	D2 to B	D2 to A
07:00	5	3	0	4	45	0	0	0	0	6	0	10	13	0	0	0	0	13
07:15	10	4	0	4	69	0	0	0	0	5	0	16	16	0	0	0	0	30
07:30	9	6	0	3	75	0	0	0	0	11	0	8	13	0	0	0	0	33
07:45	18	3	0	2	72	0	0	0	1	13	0	10	33	0	0	0	0	29
08:00	7	2	0	3	108	0	0	0	1	6	0	20	38	0	0	0	0	30
08:15	28	5	0	2	95	0	0	0	1	29	0	14	19	0	0	0	0	34
08:30	35	7	0	9	117	0	0	0	2	22	0	16	35	0	0	0	1	32
08:45	27	10	0	2	123	0	0	0	2	8	0	25	39	0	0	0	0	40
09:00	24	2	0	3	137	0	0	0	5	17	0	30	30	0	0	0	0	41
09:15	23	4	0	8	120	0	0	0	2	18	0	20	28	0	0	0	0	30
09:30	22	3	0	3	102	0	0	0	1	16	0	16	20	0	0	0	0	36
09:45	15	7	0	12	76	0	0	0	3	19	0	12	32	0	0	0	1	33
16:00	31	1	0	8	106	0	0	0	1	18	0	22	29	0	0	0	0	32
16:15	12	5	0	2	90	0	0	0	0	16	0	20	25	0	0	0	0	31
16:30	21	4	0	6	105	0	0	0	0	18	0	12	15	0	0	0	0	20
16:45	22	2	0	4	101	0	0	0	0	19	0	14	25	0	0	0	0	25
17:00	20	5	0	6	106	0	0	0	0	16	0	19	26	0	0	0	0	36
17:15	21	6	0	2	104	0	0	0	0	12	0	20	28	0	0	0	0	30
17:30	19	6	0	4	88	0	0	0	0	18	0	18	29	0	0	0	0	18
17:45	20	3	0	4	80	0	0	0	0	19	0	19	24	0	0	0	0	21
18:00	20	7	0	8	83	0	0	0	0	18	0	11	15	0	0	0	0	21
18:15	6	6	0	2	101	0	0	0	0	23	0	17	18	0	0	0	0	14
18:30	9	6	0	9	78	0	0	0	0	17	0	19	14	0	0	0	0	20
18:45	19	10	0	5	56	0	0	0	0	12	0	16	7	0	0	0	0	19
Start Time	Rolling Hour																	
07:00	42	16	0	13	261	0	0	0	2	34	0	44	75	0	0	0	0	105
07:15	45	15	0	12	325	0	0	0	3	35	0	54	100	0	0	0	0	122
07:30	62	15	0	10	351	0	0	0	4	59	0	52	103	0	0	0	0	126
07:45	89	15	0	16	393	0	0	0	6	70	0	60	125	0	0	0	1	125
08:00	97	22	0	16	443	0	0	0	7	65	0	75	131	0	0	0	1	136
08:15	114	23	0	16	473	0	0	0	10	76	0	85	123	0	0	0	1	147
08:30	109	22	0	22	498	0	0	0	12	64	0	91	132	0	0	0	1	143
08:45	96	18	0	16	482	0	0	0	10	59	0	91	117	0	0	0	0	147
09:00	84	16	0	26	436	0	0	0	11	70	0	78	110	0	0	0	1	140
16:00	86	12	0	20	402	0	0	0	1	71	0	68	93	0	0	0	0	107
16:15	75	16	0	18	401	0	0	0	0	69	0	65	91	0	0	0	1	112
16:30	84	17	0	18	415	0	0	0	0	65	0	65	94	0	0	0	0	111
16:45	83	19	0	16	398	0	0	0	0	64	0	71	108	0	0	0	1	109
17:00	81	20	0	16	377	0	0	0	0	65	0	76	108	0	0	0	1	105
17:15	81	22	0	18	355	0	0	0	0	67	0	68	97	0	0	0	1	90
17:30	66	22	0	18	352	0	0	0	0	78	0	64	87	0	0	0	1	74
17:45	56	22	0	23	342	0	0	0	0	78	0	65	72	0	0	0	0	76
18:00	54	29	0	24	318	0	0	0	0	71	0	62	54	0	0	0	0	74



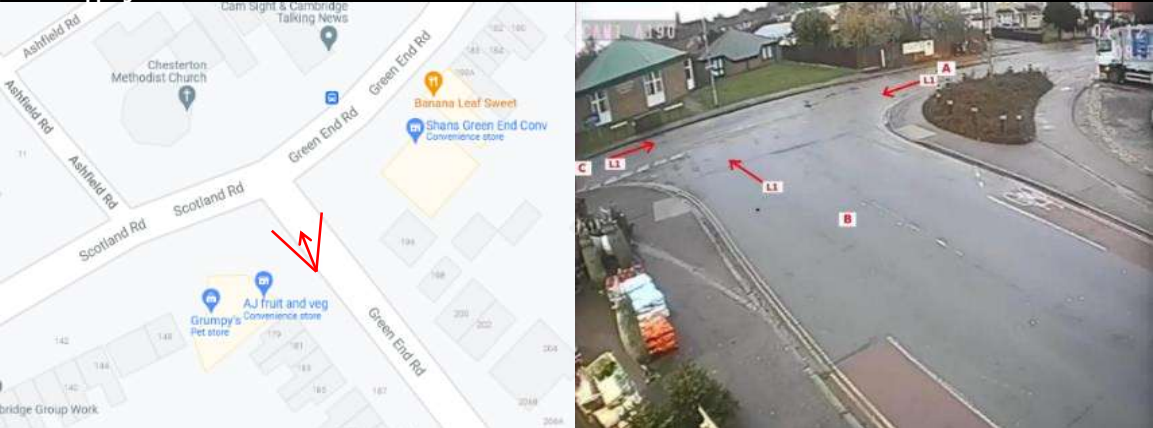
**Client:** Mott McDonald      **Date of Survey:** 07.12.2021  
**Project Number:** ID06180      **Junction Name:** Scotland Road / Green End Road  
**Junction Number:** Site 19      **Junction Type:** T-Junction

X Coordinate	Y Coordinate	Google Maps Link
52.220499	0.146026	<a href="#">Click Here</a>
AM Peak Conditions	PM Peak Conditions	
Clear	Showers	

### Junction Layout

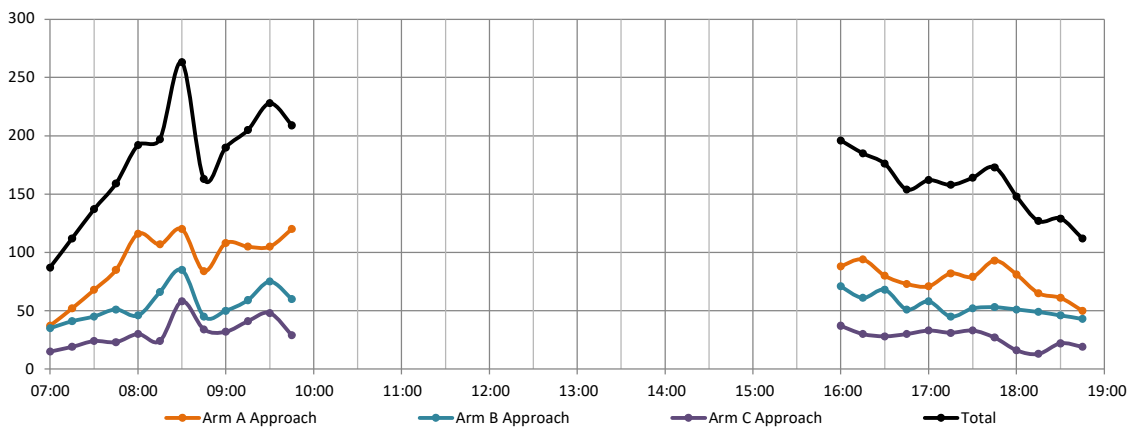


### Aerial Mapping and On-site Camera View



### Junction Flow Profile

**Arm Approach Flows (All Vehicles)**



### Additional Notes (Factors which may impact on survey results such as accidents, roadworks, special events):

Footage is missing from 08:58:40 to 09:00:00.

# Intelligent Data Collection Limited



**Client:** Mott McDonald      **Date of Survey:** 07.12.2021  
**Project Number:** ID06180      **Junction Name:** Scotland Road / Green End Road  
**Junction Number:** Site 19      **Junction Type:** T-Junction

Time	Arm A Approach								Arm A Exit									
	Cars	LGV	OGV1	OGV2	Buses	M/C	Cycle	Total	Cars	LGV	OGV1	OGV2	Buses	M/C	Cycle	Total		
07:00	24	6	0	1	1	1	4	37	25	13	0	0	1	0	4	43		
07:15	25	19	0	0	1	0	7	52	30	18	1	1	1	1	2	54		
07:30	37	20	0	0	1	0	10	68	30	21	4	1	1	1	4	62		
07:45	40	26	1	0	1	0	17	85	32	23	1	0	1	0	13	70		
08:00	67	26	0	0	1	0	22	116	31	18	0	0	0	0	16	65		
08:15	57	26	3	0	1	1	19	107	59	19	0	0	2	0	5	85		
08:30	61	23	0	2	1	0	33	120	82	11	1	0	1	0	37	132		
08:45	49	14	0	0	1	0	20	84	43	11	2	1	1	0	15	73		
09:00	70	19	1	0	0	0	18	108	31	20	1	1	1	0	21	75		
09:15	65	17	1	0	2	1	19	105	58	22	2	0	2	1	8	93		
09:30	66	20	0	1	0	1	17	105	73	11	0	0	1	0	30	115		
09:45	67	21	0	0	1	0	31	120	56	19	2	0	0	1	3	81		
16:00	60	14	0	0	1	4	9	88	56	20	1	0	1	2	16	96		
16:15	69	14	1	0	0	1	9	94	47	13	2	0	1	0	15	78		
16:30	54	11	1	0	2	0	12	80	61	18	0	0	1	0	9	89		
16:45	58	9	0	0	1	0	5	73	51	14	0	0	1	0	8	74		
17:00	53	10	0	0	1	0	7	71	61	5	0	0	2	1	14	83		
17:15	61	13	0	0	0	1	7	82	48	6	0	0	0	0	7	61		
17:30	58	6	0	0	2	2	11	79	52	8	0	0	1	0	14	75		
17:45	73	6	1	0	1	2	10	93	47	9	1	0	1	1	8	67		
18:00	59	7	0	0	1	0	14	81	39	2	0	0	1	0	15	57		
18:15	47	9	0	0	1	0	8	65	39	7	0	0	1	0	10	57		
18:30	42	5	0	0	1	1	12	61	40	5	0	0	2	0	11	58		
18:45	35	7	0	0	0	0	8	50	39	3	0	0	1	2	11	56		
Start Time	Rolling Hour								Total	Rolling Hour								Total
07:00	126	71	1	1	4	1	38	242	117	75	6	2	4	2	23	229		
07:15	169	91	1	0	4	0	56	321	123	80	6	2	3	2	35	251		
07:30	201	98	4	0	4	1	68	376	152	81	5	1	4	1	38	282		
07:45	225	101	4	2	4	1	91	428	204	71	2	0	4	0	71	352		
08:00	234	89	3	2	4	1	94	427	215	59	3	1	4	0	73	355		
08:15	237	82	4	2	3	1	90	419	215	61	4	2	5	0	78	365		
08:30	245	73	2	2	4	1	90	417	214	64	6	2	5	1	81	373		
08:45	250	70	2	1	3	2	74	402	205	64	5	2	5	1	74	356		
09:00	268	77	2	1	3	2	85	438	218	72	5	1	4	2	62	364		
16:00	241	48	2	0	4	5	35	335	215	65	3	0	4	2	48	337		
16:15	234	44	2	0	4	1	33	318	220	50	2	0	5	1	46	324		
16:30	226	43	1	0	4	1	31	306	221	43	0	0	4	1	38	307		
16:45	230	38	0	0	4	3	30	305	212	33	0	0	4	1	43	293		
17:00	245	35	1	0	4	5	35	325	208	28	1	0	4	2	43	286		
17:15	251	32	1	0	4	5	42	335	186	25	1	0	3	1	44	260		
17:30	237	28	1	0	5	4	43	318	177	26	1	0	4	1	47	256		
17:45	221	27	1	0	4	3	44	300	165	23	1	0	5	1	44	239		
18:00	183	28	0	0	3	1	42	257	157	17	0	0	5	2	47	228		

# Intelligent Data Collection Limited



**Client:** Mott McDonald      **Date of Survey:** 07.12.2021  
**Project Number:** ID06180      **Junction Name:** Scotland Road / Green End Road  
**Junction Number:** Site 19      **Junction Type:** T-Junction

Time	Arm B Approach								Arm B Exit									
	Cars	LGV	OGV1	OGV2	Buses	M/C	Cycle	Total	Cars	LGV	OGV1	OGV2	Buses	M/C	Cycle	Total		
07:00	21	10	0	0	1	0	3	35	20	5	0	1	1	0	3	30		
07:15	22	13	1	1	1	1	2	41	20	16	1	0	1	0	7	45		
07:30	19	15	4	1	1	1	4	45	23	13	0	0	1	0	7	44		
07:45	20	18	2	0	1	0	10	51	22	20	1	0	1	0	15	59		
08:00	24	14	0	0	0	0	8	46	44	20	0	0	1	0	20	85		
08:15	49	13	0	0	2	0	2	66	48	24	3	0	1	1	17	94		
08:30	49	10	1	0	1	0	24	85	41	17	0	2	1	0	25	86		
08:45	24	8	2	1	1	0	9	45	42	12	0	0	1	0	12	67		
09:00	22	15	1	1	1	0	10	50	46	12	1	0	0	0	17	76		
09:15	38	13	2	0	2	0	4	59	46	15	0	0	2	1	6	70		
09:30	42	9	0	0	1	0	23	75	40	14	0	1	0	0	9	64		
09:45	38	16	2	0	0	1	3	60	41	12	0	0	1	0	18	72		
16:00	39	17	1	0	1	1	12	71	37	9	0	0	1	3	7	57		
16:15	36	9	2	0	1	1	12	61	56	9	1	0	0	1	9	76		
16:30	45	13	0	0	1	0	9	68	40	8	1	0	2	0	7	58		
16:45	34	10	0	0	1	0	6	51	35	6	1	0	1	0	3	46		
17:00	37	6	0	0	2	0	13	58	45	10	0	0	1	0	7	63		
17:15	33	6	0	0	0	0	6	45	40	9	0	0	0	0	8	57		
17:30	30	7	1	0	1	0	13	52	38	4	0	0	2	0	9	53		
17:45	36	8	0	0	1	0	8	53	50	4	1	0	1	1	9	66		
18:00	31	3	0	0	1	0	16	51	42	6	0	0	1	1	14	64		
18:15	31	8	0	0	1	0	9	49	38	8	0	0	1	0	6	53		
18:30	29	5	1	0	2	0	9	46	29	4	0	0	1	1	13	48		
18:45	28	3	0	0	1	1	10	43	29	6	0	0	0	0	6	41		
Start Time	Rolling Hour								Total	Rolling Hour								Total
07:00	82	56	7	2	4	2	19	172	85	54	2	1	4	0	32	178		
07:15	85	60	7	2	3	2	24	183	109	69	2	0	4	0	49	233		
07:30	112	60	6	1	4	1	24	208	137	77	4	0	4	1	59	282		
07:45	142	55	3	0	4	0	44	248	155	81	4	2	4	1	77	324		
08:00	146	45	3	1	4	0	43	242	175	73	3	2	4	1	74	332		
08:15	144	46	4	2	5	0	45	246	177	65	4	2	3	1	71	323		
08:30	133	46	6	2	5	0	47	239	175	56	1	2	4	1	60	299		
08:45	126	45	5	2	5	0	46	229	174	53	1	1	3	1	44	277		
09:00	140	53	5	1	4	1	40	244	173	53	1	1	3	1	50	282		
16:00	154	49	3	0	4	2	39	251	168	32	3	0	4	4	26	237		
16:15	152	38	2	0	5	1	40	238	176	33	3	0	4	1	26	243		
16:30	149	35	0	0	4	0	34	222	160	33	2	0	4	0	25	224		
16:45	134	29	1	0	4	0	38	206	158	29	1	0	4	0	27	219		
17:00	136	27	1	0	4	0	40	208	173	27	1	0	4	1	33	239		
17:15	130	24	1	0	3	0	43	201	170	23	1	0	4	2	40	240		
17:30	128	26	1	0	4	0	46	205	168	22	1	0	5	2	38	236		
17:45	127	24	1	0	5	0	42	199	159	22	1	0	4	3	42	231		
18:00	119	19	1	0	5	1	44	189	138	24	0	0	3	2	39	206		

# Intelligent Data Collection Limited



**Client:** Mott McDonald  
**Project Number:** ID06180  
**Junction Number:** Site 19  
**Date of Survey:** 07.12.2021  
**Junction Name:** Scotland Road / Green End Road  
**Junction Type:** T-Junction

Time	Arm C Approach								Arm C Exit									
	Cars	LGV	OGV1	OGV2	Buses	M/C	Cycle	Total	Cars	LGV	OGV1	OGV2	Buses	M/C	Cycle	Total		
07:00	10	4	0	0	0	0	1	15	10	2	0	0	0	1	1	14		
07:15	10	7	1	0	0	0	1	19	7	5	0	0	0	0	1	13		
07:30	15	7	0	0	0	0	2	24	18	8	0	0	0	0	5	31		
07:45	14	6	0	0	0	0	3	23	20	7	1	0	0	0	2	30		
08:00	13	7	0	0	0	0	10	30	29	9	0	0	0	0	4	42		
08:15	14	6	0	0	0	0	4	24	13	2	0	0	0	0	3	18		
08:30	36	4	0	0	0	0	18	58	23	9	0	0	0	0	13	45		
08:45	23	4	0	0	0	0	7	34	11	3	0	0	0	0	9	23		
09:00	14	6	0	0	0	0	12	32	29	8	0	0	0	0	2	39		
09:15	25	9	0	0	0	1	6	41	24	2	1	0	0	0	15	42		
09:30	33	4	0	0	0	0	11	48	28	8	0	0	0	1	12	49		
09:45	25	4	0	0	0	0	0	29	33	10	0	0	0	0	13	56		
16:00	24	6	0	0	0	1	6	37	30	8	0	0	0	1	4	43		
16:15	18	6	0	0	0	0	6	30	20	7	0	0	0	1	3	31		
16:30	22	5	0	0	0	0	1	28	20	3	0	0	0	0	6	29		
16:45	22	4	1	0	0	0	3	30	28	3	0	0	0	0	3	34		
17:00	27	1	0	0	0	1	4	33	11	2	0	0	0	0	3	16		
17:15	25	3	0	0	0	0	3	31	31	7	0	0	0	1	1	40		
17:30	27	2	0	0	0	0	4	33	25	3	1	0	0	2	5	36		
17:45	21	4	1	0	0	1	0	27	33	5	0	0	0	1	1	40		
18:00	12	1	0	0	0	1	2	16	21	3	0	0	0	0	3	27		
18:15	10	1	0	0	0	0	2	13	11	3	0	0	0	0	3	17		
18:30	15	1	0	0	0	0	6	22	17	2	1	0	0	0	3	23		
18:45	15	0	0	0	0	1	3	19	10	1	0	0	0	0	4	15		
Start Time	Rolling Hour								Total	Rolling Hour								Total
07:00	49	24	1	0	0	0	7	81	55	22	1	0	0	1	9	88		
07:15	52	27	1	0	0	0	16	96	74	29	1	0	0	0	12	116		
07:30	56	26	0	0	0	0	19	101	80	26	1	0	0	0	14	121		
07:45	77	23	0	0	0	0	35	135	85	27	1	0	0	0	22	135		
08:00	86	21	0	0	0	0	39	146	76	23	0	0	0	0	29	128		
08:15	87	20	0	0	0	0	41	148	76	22	0	0	0	0	27	125		
08:30	98	23	0	0	0	1	43	165	87	22	1	0	0	0	39	149		
08:45	95	23	0	0	0	1	36	155	92	21	1	0	0	1	38	153		
09:00	97	23	0	0	0	1	29	150	114	28	1	0	0	1	42	186		
16:00	86	21	1	0	0	1	16	125	98	21	0	0	0	2	16	137		
16:15	89	16	1	0	0	1	14	121	79	15	0	0	0	1	15	110		
16:30	96	13	1	0	0	1	11	122	90	15	0	0	0	1	13	119		
16:45	101	10	1	0	0	1	14	127	95	15	1	0	0	3	12	126		
17:00	100	10	1	0	0	2	11	124	100	17	1	0	0	4	10	132		
17:15	85	10	1	0	0	2	9	107	110	18	1	0	0	4	10	143		
17:30	70	8	1	0	0	2	8	89	90	14	1	0	0	3	12	120		
17:45	58	7	1	0	0	2	10	78	82	13	1	0	0	1	10	107		
18:00	52	3	0	0	0	2	13	70	59	9	1	0	0	0	13	82		

# Intelligent Data Collection Limited



**Client:** Mott McDonald      **Date of Survey:** 07.12.2021  
**Project Number:** ID06180      **Junction Name:** Scotland Road / Green End Road  
**Junction Number:** Site 19      **Junction Type:** T-Junction

Total Junction Flow								
Time	Cars	LGV	OGV1	OGV2	Buses	M/C	Cycle	Total
07:00	55	20	0	1	2	1	8	87
07:15	57	39	2	1	2	1	10	112
07:30	71	42	4	1	2	1	16	137
07:45	74	50	3	0	2	0	30	159
08:00	104	47	0	0	1	0	40	192
08:15	120	45	3	0	3	1	25	197
08:30	146	37	1	2	2	0	75	263
08:45	96	26	2	1	2	0	36	163
09:00	106	40	2	1	1	0	40	190
09:15	128	39	3	0	4	2	29	205
09:30	141	33	0	1	1	1	51	228
09:45	130	41	2	0	1	1	34	209
16:00	123	37	1	0	2	6	27	196
16:15	123	29	3	0	1	2	27	185
16:30	121	29	1	0	3	0	22	176
16:45	114	23	1	0	2	0	14	154
17:00	117	17	0	0	3	1	24	162
17:15	119	22	0	0	0	1	16	158
17:30	115	15	1	0	3	2	28	164
17:45	130	18	2	0	2	3	18	173
18:00	102	11	0	0	2	1	32	148
18:15	88	18	0	0	2	0	19	127
18:30	86	11	1	0	3	1	27	129
18:45	78	10	0	0	1	2	21	112
Start Time	Rolling Hour							Total
07:00	257	151	9	3	8	3	64	495
07:15	306	178	9	2	7	2	96	600
07:30	369	184	10	1	8	2	111	685
07:45	444	179	7	2	8	1	170	811
08:00	466	155	6	3	8	1	176	815
08:15	468	148	8	4	8	1	176	813
08:30	476	142	8	4	9	2	180	821
08:45	471	138	7	3	8	3	156	786
09:00	505	153	7	2	7	4	154	832
16:00	481	118	6	0	8	8	90	711
16:15	475	98	5	0	9	3	87	677
16:30	471	91	2	0	8	2	76	650
16:45	465	77	2	0	8	4	82	638
17:00	481	72	3	0	8	7	86	657
17:15	466	66	3	0	7	7	94	643
17:30	435	62	3	0	9	6	97	612
17:45	406	58	3	0	9	5	96	577
18:00	354	50	1	0	8	4	99	516

# Intelligent Data Collection Limited

Client: Mott McDonald  
 Project Number: ID06180  
 Junction Number: Site 19

Date of Survey: 07.12.2021  
 Junction Name: Scotland Road / Green End Road  
 Junction Type: T-Junction

Arm A: Green End Road (NE)  
 Arm B: Green End Road (SE)

Arm C: Scotland Road (SW)



Time	A1 to A								A1 to C								A1 to B							
	Cars	LGV	OGV1	OGV2	Buses	M/C	Cycle	Total	Cars	LGV	OGV1	OGV2	Buses	M/C	Cycle	Total	Cars	LGV	OGV1	OGV2	Buses	M/C	Cycle	Total
07:00	0	0	0	0	0	0	0	0	7	2	0	0	0	1	1	11	17	4	0	1	1	0	3	26
07:15	0	0	0	0	0	0	0	0	6	4	0	0	0	0	1	11	19	15	0	0	1	0	6	41
07:30	0	0	0	0	0	0	0	0	18	8	0	0	0	0	4	30	19	12	0	0	1	0	6	38
07:45	0	0	0	0	0	0	0	0	19	7	0	0	0	0	2	28	21	19	1	0	1	0	15	57
08:00	0	0	0	0	0	0	0	0	26	8	0	0	0	0	3	37	41	18	0	0	1	0	19	79
08:15	0	0	0	0	0	0	0	0	9	2	0	0	0	0	3	14	48	24	3	0	1	1	16	93
08:30	0	0	0	0	0	0	0	0	21	7	0	0	0	0	12	40	40	16	0	2	1	0	21	80
08:45	0	0	0	0	0	0	0	0	11	2	0	0	0	0	9	22	38	12	0	0	1	0	11	62
09:00	0	0	0	0	0	0	0	0	28	8	0	0	0	0	1	37	42	11	1	0	0	0	17	71
09:15	0	0	0	0	0	0	0	0	22	2	1	0	0	0	15	40	43	15	0	0	2	1	4	65
09:30	0	0	0	0	0	0	0	0	27	8	0	0	0	1	12	48	39	12	0	1	0	0	5	57
09:45	0	0	0	0	0	0	0	0	31	9	0	0	0	0	13	53	36	12	0	0	1	0	18	67
16:00	0	0	0	0	0	0	0	0	30	6	0	0	0	1	2	39	30	8	0	0	1	3	7	49
16:15	0	0	0	0	0	0	0	0	18	5	0	0	0	0	2	25	51	9	1	0	0	1	7	69
16:30	0	0	0	0	0	0	0	0	17	3	0	0	0	0	5	25	37	8	1	0	2	0	7	55
16:45	0	0	0	0	0	0	0	0	23	3	0	0	0	0	2	28	35	6	0	0	1	0	3	45
17:00	0	0	0	0	0	0	0	0	11	1	0	0	0	0	1	13	42	9	0	0	1	0	6	58
17:15	0	0	0	0	0	0	0	0	26	6	0	0	0	1	0	33	35	7	0	0	0	0	7	49
17:30	0	0	0	0	0	0	0	0	22	2	0	0	0	2	2	28	36	4	0	0	2	0	9	51
17:45	0	0	0	0	0	0	0	0	27	3	0	0	0	1	1	32	46	3	1	0	1	1	9	61
18:00	0	0	0	0	0	0	0	0	19	1	0	0	0	0	1	21	40	6	0	0	1	0	13	60
18:15	0	0	0	0	0	0	0	0	11	2	0	0	0	0	2	15	36	7	0	0	1	0	6	50
18:30	0	0	0	0	0	0	0	0	16	1	0	0	0	0	1	18	26	4	0	0	1	1	11	43
18:45	0	0	0	0	0	0	0	0	7	1	0	0	0	0	2	10	28	6	0	0	0	0	6	40
Start Time	Rolling Hour								Rolling Hour								Rolling Hour							
	Cars	LGV	OGV1	OGV2	Buses	M/C	Cycle	Total	Cars	LGV	OGV1	OGV2	Buses	M/C	Cycle	Total	Cars	LGV	OGV1	OGV2	Buses	M/C	Cycle	Total
07:00	0	0	0	0	0	0	0	0	50	21	0	0	0	1	8	80	76	50	1	1	4	0	30	162
07:15	0	0	0	0	0	0	0	0	69	27	0	0	0	0	10	106	100	64	1	0	4	0	46	215
07:30	0	0	0	0	0	0	0	0	72	25	0	0	0	0	12	109	129	73	4	0	4	1	56	267
07:45	0	0	0	0	0	0	0	0	75	24	0	0	0	0	20	119	150	77	4	2	4	1	71	309
08:00	0	0	0	0	0	0	0	0	67	19	0	0	0	0	27	113	167	70	3	2	4	1	67	314
08:15	0	0	0	0	0	0	0	0	69	19	0	0	0	0	25	113	168	63	4	2	3	1	65	306
08:30	0	0	0	0	0	0	0	0	82	19	1	0	0	0	37	139	163	54	1	2	4	1	53	278
08:45	0	0	0	0	0	0	0	0	88	20	1	0	0	1	37	147	162	50	1	1	3	1	37	255
09:00	0	0	0	0	0	0	0	0	108	27	1	0	0	1	41	178	160	50	1	1	3	1	44	260
16:00	0	0	0	0	0	0	0	0	88	17	0	0	0	1	11	117	153	31	2	0	4	4	24	218
16:15	0	0	0	0	0	0	0	0	69	12	0	0	0	0	10	91	165	32	2	0	4	1	23	227
16:30	0	0	0	0	0	0	0	0	77	13	0	0	0	1	8	99	149	30	1	0	4	0	23	207
16:45	0	0	0	0	0	0	0	0	82	12	0	0	0	3	5	102	148	26	0	0	4	0	25	203
17:00	0	0	0	0	0	0	0	0	86	12	0	0	0	4	4	106	159	23	1	0	4	1	31	219
17:15	0	0	0	0	0	0	0	0	94	12	0	0	0	4	4	114	157	20	1	0	4	1	38	221
17:30	0	0	0	0	0	0	0	0	79	8	0	0	0	3	6	96	158	20	1	0	5	1	37	222
17:45	0	0	0	0	0	0	0	0	73	7	0	0	0	1	5	86	148	20	1	0	4	2	39	214
18:00	0	0	0	0	0	0	0	0	53	5	0	0	0	0	6	64	130	23	0	0	3	1	36	193

# Intelligent Data Collection Limited



Client: Mott McDonald  
 Project Number: ID06180  
 Junction Number: Site 19  
 Date of Survey: 07.12.2021  
 Junction Name: Scotland Road / Green End Road  
 Junction Type: T-Junction

Arm A: Green End Road (NE)  
 Arm B: Green End Road (SE)  
 Arm C: Scotland Road (SW)

Time	B1 to B								B1 to A								B1 to C							
	Cars	LGV	OGV1	OGV2	Buses	M/C	Cycle	Total	Cars	LGV	OGV1	OGV2	Buses	M/C	Cycle	Total	Cars	LGV	OGV1	OGV2	Buses	M/C	Cycle	Total
07:00	0	0	0	0	0	0	0	0	18	10	0	0	1	0	3	32	3	0	0	0	0	0	0	3
07:15	0	0	0	0	0	0	0	0	21	12	1	1	1	1	2	39	1	1	0	0	0	0	0	2
07:30	0	0	0	0	0	0	0	0	19	15	4	1	1	1	3	44	0	0	0	0	0	0	1	1
07:45	0	0	0	0	0	0	0	0	19	18	1	0	1	0	10	49	1	0	1	0	0	0	0	2
08:00	0	0	0	0	0	0	0	0	21	13	0	0	0	0	7	41	3	1	0	0	0	0	1	5
08:15	0	0	0	0	0	0	0	0	45	13	0	0	2	0	2	62	4	0	0	0	0	0	0	4
08:30	0	0	0	0	0	0	0	0	47	8	1	0	1	0	23	80	2	2	0	0	0	0	1	5
08:45	0	0	0	0	0	0	0	0	24	7	2	1	1	0	9	44	0	1	0	0	0	0	0	1
09:00	0	0	0	0	0	0	0	0	21	15	1	1	1	0	9	48	1	0	0	0	0	0	1	2
09:15	0	0	0	0	0	0	0	0	36	13	2	0	2	0	4	57	2	0	0	0	0	0	0	2
09:30	0	0	0	0	0	0	0	0	41	9	0	0	1	0	23	74	1	0	0	0	0	0	0	1
09:45	0	0	0	0	0	0	0	0	36	15	2	0	0	1	3	57	2	1	0	0	0	0	0	3
16:00	0	0	0	0	0	0	0	0	39	15	1	0	1	1	10	67	0	2	0	0	0	0	2	4
16:15	0	0	0	0	0	0	0	0	34	7	2	0	1	0	11	55	2	2	0	0	0	1	1	6
16:30	0	0	0	0	0	0	0	0	42	13	0	0	1	0	8	64	3	0	0	0	0	0	1	4
16:45	0	0	0	0	0	0	0	0	29	10	0	0	1	0	5	45	5	0	0	0	0	0	1	6
17:00	0	0	0	0	0	0	0	0	37	5	0	0	2	0	11	55	0	1	0	0	0	0	2	3
17:15	0	0	0	0	0	0	0	0	28	5	0	0	0	0	5	38	5	1	0	0	0	0	1	7
17:30	0	0	0	0	0	0	0	0	27	6	0	0	1	0	10	44	3	1	1	0	0	0	3	8
17:45	0	0	0	0	0	0	0	0	30	6	0	0	1	0	8	45	6	2	0	0	0	0	0	8
18:00	0	0	0	0	0	0	0	0	29	1	0	0	1	0	14	45	2	2	0	0	0	0	2	6
18:15	0	0	0	0	0	0	0	0	31	7	0	0	1	0	8	47	0	1	0	0	0	0	1	2
18:30	0	0	0	0	0	0	0	0	28	4	0	0	2	0	7	41	1	1	1	0	0	0	2	5
18:45	0	0	0	0	0	0	0	0	25	3	0	0	1	1	8	38	3	0	0	0	0	0	2	5
Start Time	Rolling Hour								Rolling Hour								Rolling Hour							
	Cars	LGV	OGV1	OGV2	Buses	M/C	Cycle	Total	Cars	LGV	OGV1	OGV2	Buses	M/C	Cycle	Total	Cars	LGV	OGV1	OGV2	Buses	M/C	Cycle	Total
07:00	0	0	0	0	0	0	0	0	77	55	6	2	4	2	18	164	5	1	1	0	0	0	1	8
07:15	0	0	0	0	0	0	0	0	80	58	6	2	3	2	22	173	5	2	1	0	0	0	2	10
07:30	0	0	0	0	0	0	0	0	104	59	5	1	4	1	22	196	8	1	1	0	0	0	2	12
07:45	0	0	0	0	0	0	0	0	132	52	2	0	4	0	42	232	10	3	1	0	0	0	2	16
08:00	0	0	0	0	0	0	0	0	137	41	3	1	4	0	41	227	9	4	0	0	0	0	2	15
08:15	0	0	0	0	0	0	0	0	137	43	4	2	5	0	43	234	7	3	0	0	0	0	2	12
08:30	0	0	0	0	0	0	0	0	128	43	6	2	5	0	45	229	5	3	0	0	0	0	2	10
08:45	0	0	0	0	0	0	0	0	122	44	5	2	5	0	45	223	4	1	0	0	0	0	1	6
09:00	0	0	0	0	0	0	0	0	134	52	5	1	4	1	39	236	6	1	0	0	0	0	1	8
16:00	0	0	0	0	0	0	0	0	144	45	3	0	4	1	34	231	10	4	0	0	0	1	5	20
16:15	0	0	0	0	0	0	0	0	142	35	2	0	5	0	35	219	10	3	0	0	0	1	5	19
16:30	0	0	0	0	0	0	0	0	136	33	0	0	4	0	29	202	13	2	0	0	0	0	5	20
16:45	0	0	0	0	0	0	0	0	121	26	0	0	4	0	31	182	13	3	1	0	0	0	7	24
17:00	0	0	0	0	0	0	0	0	122	22	0	0	4	0	34	182	14	5	1	0	0	0	6	26
17:15	0	0	0	0	0	0	0	0	114	18	0	0	3	0	37	172	16	6	1	0	0	0	6	29
17:30	0	0	0	0	0	0	0	0	117	20	0	0	4	0	40	181	11	6	1	0	0	0	6	24
17:45	0	0	0	0	0	0	0	0	118	18	0	0	5	0	37	178	9	6	1	0	0	0	5	21
18:00	0	0	0	0	0	0	0	0	113	15	0	0	5	1	37	171	6	4	1	0	0	0	7	18

# Intelligent Data Collection Limited

Client: Mott McDonald  
 Project Number: ID06180  
 Junction Number: Site 19

Date of Survey: 07.12.2021  
 Junction Name: Scotland Road / Green End Road  
 Junction Type: T-Junction

Arm A: Green End Road (NE)  
 Arm B: Green End Road (SE)

Arm C: Scotland Road (SW)



Time	C1 to C								C1 to B								C1 to A							
	Cars	LGV	OGV1	OGV2	Buses	M/C	Cycle	Total	Cars	LGV	OGV1	OGV2	Buses	M/C	Cycle	Total	Cars	LGV	OGV1	OGV2	Buses	M/C	Cycle	Total
07:00	0	0	0	0	0	0	0	3	1	0	0	0	0	0	4	7	3	0	0	0	0	0	1	11
07:15	0	0	0	0	0	0	0	1	1	1	0	0	0	1	4	9	6	0	0	0	0	0	0	15
07:30	0	0	0	0	0	0	0	4	1	0	0	0	0	1	6	11	6	0	0	0	0	0	1	18
07:45	0	0	0	0	0	0	0	1	1	0	0	0	0	0	2	13	5	0	0	0	0	0	3	21
08:00	0	0	0	0	0	0	0	3	2	0	0	0	0	1	6	10	5	0	0	0	0	0	9	24
08:15	0	0	0	0	0	0	0	0	0	0	0	0	0	1	1	14	6	0	0	0	0	0	3	23
08:30	0	0	0	0	0	0	0	1	1	0	0	0	0	4	6	35	3	0	0	0	0	0	14	52
08:45	0	0	0	0	0	0	0	4	0	0	0	0	0	1	5	19	4	0	0	0	0	0	6	29
09:00	0	0	0	0	0	0	0	4	1	0	0	0	0	0	5	10	5	0	0	0	0	0	12	27
09:15	0	0	0	0	0	0	0	3	0	0	0	0	0	2	5	22	9	0	0	0	0	1	4	36
09:30	0	0	0	0	0	0	0	1	2	0	0	0	0	4	7	32	2	0	0	0	0	0	7	41
09:45	0	0	0	0	0	0	0	5	0	0	0	0	0	0	5	20	4	0	0	0	0	0	0	24
16:00	0	0	0	0	0	0	0	7	1	0	0	0	0	0	8	17	5	0	0	0	0	1	6	29
16:15	0	0	0	0	0	0	0	5	0	0	0	0	0	2	7	13	6	0	0	0	0	0	4	23
16:30	0	0	0	0	0	0	0	3	0	0	0	0	0	0	3	19	5	0	0	0	0	0	1	25
16:45	0	0	0	0	0	0	0	0	0	1	0	0	0	0	1	22	4	0	0	0	0	0	3	29
17:00	0	0	0	0	0	0	0	3	1	0	0	0	0	1	5	24	0	0	0	0	0	1	3	28
17:15	0	0	0	0	0	0	0	5	2	0	0	0	0	1	8	20	1	0	0	0	0	0	2	23
17:30	0	0	0	0	0	0	0	2	0	0	0	0	0	0	2	25	2	0	0	0	0	0	4	31
17:45	0	0	0	0	0	0	0	4	1	0	0	0	0	0	5	17	3	1	0	0	0	1	0	22
18:00	0	0	0	0	0	0	0	2	0	0	0	0	1	1	4	10	1	0	0	0	0	0	1	12
18:15	0	0	0	0	0	0	0	2	1	0	0	0	0	0	3	8	0	0	0	0	0	0	2	10
18:30	0	0	0	0	0	0	0	3	0	0	0	0	0	2	5	12	1	0	0	0	0	0	4	17
18:45	0	0	0	0	0	0	0	1	0	0	0	0	0	0	1	14	0	0	0	0	0	1	3	18
Start Time	Rolling Hour							Total	Rolling Hour							Total	Rolling Hour							Total
07:00	0	0	0	0	0	0	0	0	9	4	1	0	0	0	2	16	40	20	0	0	0	0	5	65
07:15	0	0	0	0	0	0	0	0	9	5	1	0	0	0	3	18	43	22	0	0	0	0	13	78
07:30	0	0	0	0	0	0	0	0	8	4	0	0	0	0	3	15	48	22	0	0	0	0	16	86
07:45	0	0	0	0	0	0	0	0	5	4	0	0	0	0	6	15	72	19	0	0	0	0	29	120
08:00	0	0	0	0	0	0	0	0	8	3	0	0	0	0	7	18	78	18	0	0	0	0	32	128
08:15	0	0	0	0	0	0	0	0	9	2	0	0	0	0	6	17	78	18	0	0	0	0	35	131
08:30	0	0	0	0	0	0	0	0	12	2	0	0	0	0	7	21	86	21	0	0	0	1	36	144
08:45	0	0	0	0	0	0	0	0	12	3	0	0	0	0	7	22	83	20	0	0	0	1	29	133
09:00	0	0	0	0	0	0	0	0	13	3	0	0	0	0	6	22	84	20	0	0	0	1	23	128
16:00	0	0	0	0	0	0	0	0	15	1	1	0	0	0	2	19	71	20	0	0	0	1	14	106
16:15	0	0	0	0	0	0	0	0	11	1	1	0	0	0	3	16	78	15	0	0	0	1	11	105
16:30	0	0	0	0	0	0	0	0	11	3	1	0	0	0	2	17	85	10	0	0	0	1	9	105
16:45	0	0	0	0	0	0	0	0	10	3	1	0	0	0	2	16	91	7	0	0	0	1	12	111
17:00	0	0	0	0	0	0	0	0	14	4	0	0	0	0	2	20	86	6	1	0	0	2	9	104
17:15	0	0	0	0	0	0	0	0	13	3	0	0	0	1	2	19	72	7	1	0	0	1	7	88
17:30	0	0	0	0	0	0	0	0	10	2	0	0	0	1	1	14	60	6	1	0	0	1	7	75
17:45	0	0	0	0	0	0	0	0	11	2	0	0	0	1	3	17	47	5	1	0	0	1	7	61
18:00	0	0	0	0	0	0	0	0	8	1	0	0	0	1	3	13	44	2	0	0	0	1	10	57



# Intelligent Data Collection Limited



Client: Mott McDonald  
 Project Number: ID06180  
 Junction Number: Site 19

Date of Survey: 07.12.2021  
 Junction Name: Scotland Road / Green End Road  
 Junction Type: T-Junction

Arm A: Green End Road (NE)  
 Arm B: Green End Road (SE)  
 Arm C: Scotland Road (SW)

PCU Summary									
Time	A1 to A	A1 to C	A1 to B	B1 to B	B1 to A	B1 to C	C1 to C	C1 to B	C1 to A
07:00	0	10	26	0	31	3	0	4	10
07:15	0	10	37	0	40	2	0	4	15
07:30	0	27	34	0	45	0	0	5	17
07:45	0	26	47	0	43	3	0	2	19
08:00	0	35	65	0	35	4	0	5	17
08:15	0	12	82	0	62	4	0	0	21
08:30	0	30	67	0	63	4	0	3	41
08:45	0	15	54	0	40	1	0	4	24
09:00	0	36	58	0	44	1	0	5	17
09:15	0	29	63	0	57	2	0	3	32
09:30	0	38	54	0	57	1	0	4	35
09:45	0	43	54	0	55	3	0	5	24
16:00	0	37	43	0	60	2	0	8	24
16:15	0	23	63	0	48	5	0	5	20
16:30	0	21	52	0	59	3	0	3	24
16:45	0	26	44	0	42	5	0	2	27
17:00	0	12	54	0	48	1	0	4	25
17:15	0	32	43	0	34	6	0	7	21
17:30	0	25	46	0	37	6	0	2	28
17:45	0	31	55	0	40	8	0	5	22
18:00	0	20	51	0	35	4	0	3	11
18:15	0	13	46	0	42	1	0	3	8
18:30	0	17	35	0	37	4	0	3	14
18:45	0	8	35	0	32	3	0	1	15
Start Time	Rolling Hour								
07:00	0	73	144	0	158	8	0	15	61
07:15	0	98	183	0	163	9	0	16	68
07:30	0	99	228	0	186	11	0	13	73
07:45	0	103	260	0	203	15	0	10	97
08:00	0	91	268	0	201	13	0	12	102
08:15	0	93	261	0	209	10	0	12	103
08:30	0	110	242	0	204	8	0	15	115
08:45	0	117	230	0	197	5	0	16	109
09:00	0	145	229	0	212	7	0	17	109
16:00	0	108	201	0	209	15	0	18	94
16:15	0	83	213	0	197	14	0	14	96
16:30	0	92	193	0	183	16	0	16	97
16:45	0	96	187	0	161	19	0	15	101
17:00	0	100	198	0	159	22	0	18	96
17:15	0	108	195	0	145	25	0	17	82
17:30	0	89	197	0	153	20	0	13	69
17:45	0	81	186	0	153	18	0	14	55
18:00	0	59	167	0	146	13	0	10	48

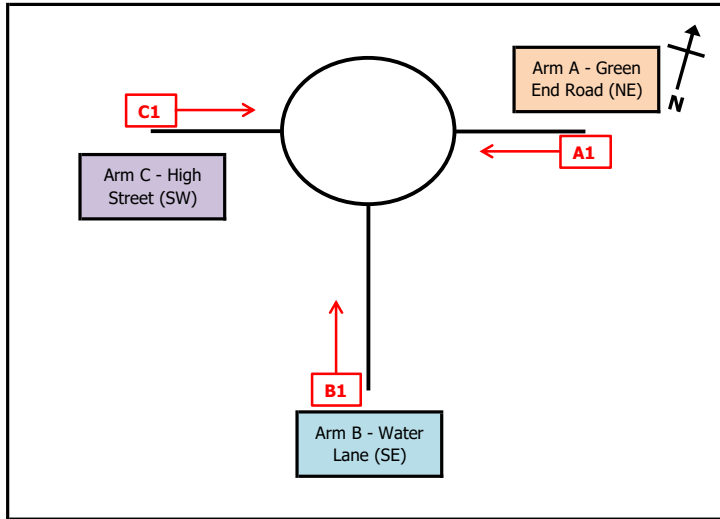
# Intelligent Data Collection Limited



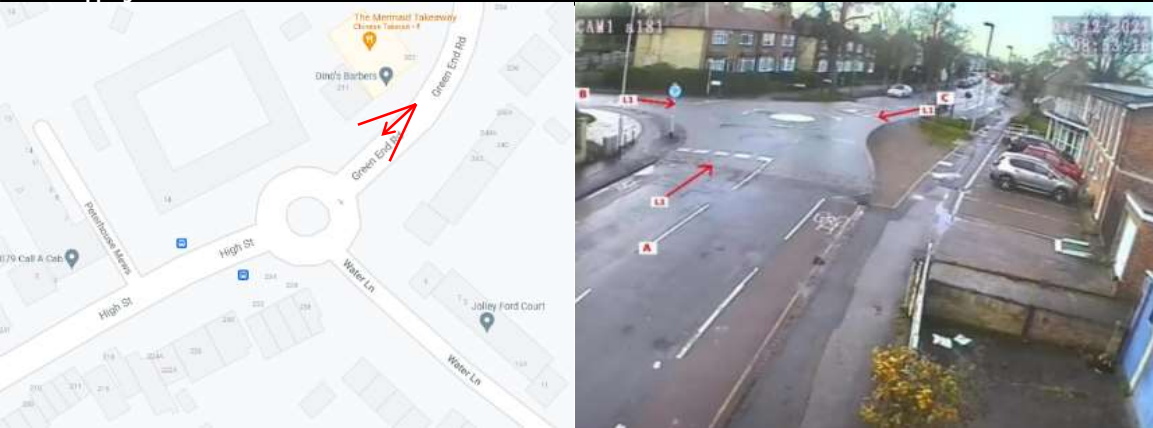
**Client:** Mott McDonald      **Date of Survey:** 07.12.2021  
**Project Number:** ID06180      **Junction Name:** Green End Road / High Street / Water Lane  
**Junction Number:** Site 20      **Junction Type:** 3-arm Roundabout

X Coordinate	Y Coordinate	Google Maps Link
52.219177	0.146356	<a href="#">Click Here</a>
AM Peak Conditions	PM Peak Conditions	
Clear	Showers	

## Junction Layout

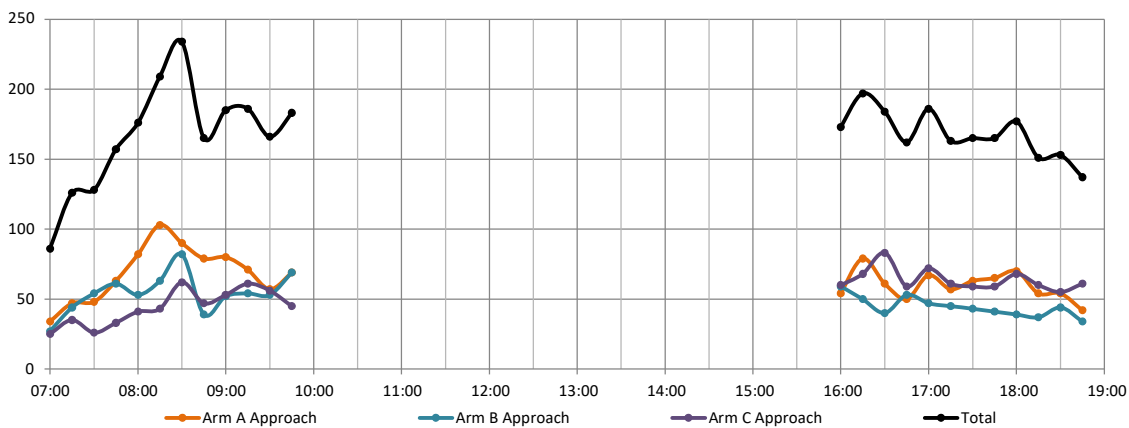


## Aerial Mapping and On-site Camera View



## Junction Flow Profile

Arm Approach Flows (All Vehicles)



Additional Notes (Factors which may impact on survey results such as accidents, roadworks, special events):

# Intelligent Data Collection Limited



**Client:** Mott McDonald      **Date of Survey:** 07.12.2021  
**Project Number:** ID06180      **Junction Name:** Green End Road / High Street / Water Lane  
**Junction Number:** Site 20      **Junction Type:** 3-arm Roundabout

Time	Arm A Approach								Arm A Exit									
	Cars	LGV	OGV1	OGV2	Buses	M/C	Cycle	Total	Cars	LGV	OGV1	OGV2	Buses	M/C	Cycle	Total		
07:00	20	6	0	1	1	0	6	34	19	9	0	0	1	0	1	30		
07:15	21	16	1	0	1	0	8	47	23	14	1	1	1	2	5	47		
07:30	25	13	0	0	1	0	9	48	19	14	4	1	1	0	1	40		
07:45	25	19	1	0	1	0	17	63	21	17	3	0	1	0	9	51		
08:00	43	21	0	0	1	0	17	82	29	15	0	0	0	0	7	51		
08:15	49	23	3	0	1	1	26	103	46	12	0	0	2	0	10	70		
08:30	41	19	0	2	1	0	27	90	51	10	0	0	1	0	22	84		
08:45	46	9	0	0	0	0	24	79	28	7	3	1	1	0	12	52		
09:00	48	14	1	0	0	0	17	80	25	15	2	1	1	1	10	55		
09:15	46	15	0	0	1	0	9	71	36	15	1	0	2	0	10	64		
09:30	36	12	0	0	1	0	8	57	41	9	1	0	1	2	8	62		
09:45	45	12	0	1	1	0	10	69	41	16	1	0	0	0	3	61		
16:00	37	7	0	0	1	2	7	54	36	19	1	0	1	1	12	70		
16:15	53	11	0	0	0	2	13	79	40	8	2	0	1	0	13	64		
16:30	40	7	2	0	2	0	10	61	49	12	0	0	1	0	10	72		
16:45	37	8	1	0	1	0	3	50	34	10	1	0	1	0	11	57		
17:00	47	9	0	0	1	0	10	67	33	5	0	0	2	0	14	54		
17:15	38	6	0	0	0	0	13	57	33	8	0	0	0	0	9	50		
17:30	40	7	0	0	2	0	14	63	33	7	0	0	1	0	13	54		
17:45	47	4	1	0	1	1	11	65	34	8	0	0	1	0	10	53		
18:00	47	7	0	0	1	1	14	70	34	3	0	0	1	0	15	53		
18:15	39	8	0	0	1	0	6	54	30	7	0	0	1	1	12	51		
18:30	31	4	0	0	1	1	17	54	32	7	1	0	2	1	10	53		
18:45	29	6	0	0	0	0	7	42	28	2	0	0	1	1	10	42		
Start Time	Rolling Hour								Total	Rolling Hour								Total
07:00	91	54	2	1	4	0	40	192	82	54	8	2	4	2	16	168		
07:15	114	69	2	0	4	0	51	240	92	60	8	2	3	2	22	189		
07:30	142	76	4	0	4	1	69	296	115	58	7	1	4	0	27	212		
07:45	158	82	4	2	4	1	87	338	147	54	3	0	4	0	48	256		
08:00	179	72	3	2	3	1	94	354	154	44	3	1	4	0	51	257		
08:15	184	65	4	2	2	1	94	352	150	44	5	2	5	1	54	261		
08:30	181	57	1	2	2	0	77	320	140	47	6	2	5	1	54	255		
08:45	176	50	1	0	2	0	58	287	130	46	7	2	5	3	40	233		
09:00	175	53	1	1	3	0	44	277	143	55	5	1	4	3	31	242		
16:00	167	33	3	0	4	4	33	244	159	49	4	0	4	1	46	263		
16:15	177	35	3	0	4	2	36	257	156	35	3	0	5	0	48	247		
16:30	162	30	3	0	4	0	36	235	149	35	1	0	4	0	44	233		
16:45	162	30	1	0	4	0	40	237	133	30	1	0	4	0	47	215		
17:00	172	26	1	0	4	1	48	252	133	28	0	0	4	0	46	211		
17:15	172	24	1	0	4	2	52	255	134	26	0	0	3	0	47	210		
17:30	173	26	1	0	5	2	45	252	131	25	0	0	4	1	50	211		
17:45	164	23	1	0	4	3	48	243	130	25	1	0	5	2	47	210		
18:00	146	25	0	0	3	2	44	220	124	19	1	0	5	3	47	199		

# Intelligent Data Collection Limited



**Client:** Mott McDonald      **Date of Survey:** 07.12.2021  
**Project Number:** ID06180      **Junction Name:** Green End Road / High Street / Water Lane  
**Junction Number:** Site 20      **Junction Type:** 3-arm Roundabout

Time	Arm B Approach								Arm B Exit									
	Cars	LGV	OGV1	OGV2	Buses	M/C	Cycle	Total	Cars	LGV	OGV1	OGV2	Buses	M/C	Cycle	Total		
07:00	15	7	1	0	0	0	4	27	8	3	0	1	0	0	3	15		
07:15	21	14	2	2	0	3	2	44	14	2	0	0	0	0	6	22		
07:30	34	16	2	1	0	0	1	54	11	2	3	0	0	0	5	21		
07:45	38	15	4	1	0	0	3	61	10	5	2	0	0	0	10	27		
08:00	32	11	1	0	0	0	9	53	16	12	0	0	0	0	9	37		
08:15	44	11	0	0	0	1	7	63	15	10	4	0	0	0	18	47		
08:30	50	11	1	0	0	0	20	82	29	11	0	2	0	0	24	66		
08:45	20	8	3	1	0	1	6	39	27	6	0	0	1	0	16	50		
09:00	30	9	1	1	0	1	10	52	38	5	1	0	0	0	16	60		
09:15	37	9	1	0	0	0	7	54	38	12	0	0	0	0	5	55		
09:30	38	6	1	0	0	0	8	53	27	9	1	0	0	1	4	42		
09:45	49	14	1	0	1	1	3	69	26	9	1	0	0	0	6	42		
16:00	32	13	1	0	0	0	13	59	37	7	0	0	0	0	6	50		
16:15	34	7	1	0	0	0	8	50	44	14	1	0	0	2	6	67		
16:30	24	10	0	0	0	1	5	40	33	9	2	0	0	0	4	48		
16:45	37	9	0	0	0	0	7	53	35	11	0	0	0	0	1	47		
17:00	36	7	0	0	0	1	3	47	50	12	0	0	0	0	6	68		
17:15	30	9	0	0	0	1	5	45	36	6	0	0	0	2	10	54		
17:30	28	9	0	0	0	1	5	43	36	6	0	0	0	1	7	50		
17:45	31	5	0	0	0	1	4	41	38	4	1	0	0	1	8	52		
18:00	26	2	0	0	0	2	9	39	35	8	0	0	0	6	11	60		
18:15	24	6	0	0	0	2	5	37	43	5	0	0	0	0	6	54		
18:30	32	6	0	0	0	3	3	44	34	5	0	0	0	0	12	51		
18:45	27	1	0	0	0	0	6	34	34	9	0	0	0	1	6	50		
Start Time	Rolling Hour								Total	Rolling Hour								Total
07:00	108	52	9	4	0	3	10	186	43	12	5	1	0	0	24	85		
07:15	125	56	9	4	0	3	15	212	51	21	5	0	0	0	30	107		
07:30	148	53	7	2	0	1	20	231	52	29	9	0	0	0	42	132		
07:45	164	48	6	1	0	1	39	259	70	38	6	2	0	0	61	177		
08:00	146	41	5	1	0	2	42	237	87	39	4	2	1	0	67	200		
08:15	144	39	5	2	0	3	43	236	109	32	5	2	1	0	74	223		
08:30	137	37	6	2	0	2	43	227	132	34	1	2	1	0	61	231		
08:45	125	32	6	2	0	2	31	198	130	32	2	0	1	1	41	207		
09:00	154	38	4	1	1	2	28	228	129	35	3	0	0	1	31	199		
16:00	127	39	2	0	0	1	33	202	149	41	3	0	0	2	17	212		
16:15	131	33	1	0	0	2	23	190	162	46	3	0	0	2	17	230		
16:30	127	35	0	0	0	3	20	185	154	38	2	0	0	2	21	217		
16:45	131	34	0	0	0	3	20	188	157	35	0	0	0	3	24	219		
17:00	125	30	0	0	0	4	17	176	160	28	1	0	0	4	31	224		
17:15	115	25	0	0	0	5	23	168	145	24	1	0	0	10	36	216		
17:30	109	22	0	0	0	6	23	160	152	23	1	0	0	8	32	216		
17:45	113	19	0	0	0	8	21	161	150	22	1	0	0	7	37	217		
18:00	109	15	0	0	0	7	23	154	146	27	0	0	0	7	35	215		

# Intelligent Data Collection Limited



**Client:** Mott McDonald      **Date of Survey:** 07.12.2021  
**Project Number:** ID06180      **Junction Name:** Green End Road / High Street / Water Lane  
**Junction Number:** Site 20      **Junction Type:** 3-arm Roundabout

Time	Arm C Approach								Arm C Exit									
	Cars	LGV	OGV1	OGV2	Buses	M/C	Cycle	Total	Cars	LGV	OGV1	OGV2	Buses	M/C	Cycle	Total		
07:00	18	6	0	0	1	0	0	25	26	7	1	0	1	0	6	41		
07:15	22	7	0	0	1	0	5	35	27	21	2	1	1	1	4	57		
07:30	12	7	5	0	1	0	1	26	41	20	0	0	1	0	5	67		
07:45	12	10	2	0	1	0	8	33	44	22	2	1	1	0	9	79		
08:00	26	10	0	0	0	0	5	41	56	15	1	0	1	0	15	88		
08:15	28	6	1	0	2	0	6	43	60	18	0	0	1	2	11	92		
08:30	40	8	0	0	1	0	13	62	51	17	1	0	1	0	14	84		
08:45	27	6	1	0	2	0	11	47	38	10	1	0	0	1	13	63		
09:00	34	6	1	0	1	1	10	53	49	9	0	0	0	1	11	70		
09:15	37	15	0	0	2	0	7	61	46	12	0	0	1	0	8	67		
09:30	34	9	1	0	1	3	8	56	40	9	0	0	1	0	12	62		
09:45	31	11	2	0	0	0	1	45	58	12	1	1	2	1	5	80		
16:00	44	12	0	0	1	1	2	60	40	6	0	0	1	2	4	53		
16:15	46	11	3	0	1	1	6	68	49	7	1	0	0	1	8	66		
16:30	63	13	0	0	1	0	6	83	45	9	0	0	2	1	7	64		
16:45	44	9	0	0	1	0	5	59	49	5	0	0	1	0	3	58		
17:00	49	7	0	0	2	0	14	72	49	6	0	0	1	1	7	64		
17:15	43	5	0	0	0	2	11	61	42	6	0	0	0	1	10	59		
17:30	43	4	0	0	1	1	10	59	42	7	0	0	2	1	9	61		
17:45	40	7	0	0	1	1	10	59	46	4	0	0	1	2	7	60		
18:00	46	5	0	0	1	5	11	68	50	3	0	0	1	2	8	64		
18:15	44	4	0	0	1	1	10	60	34	6	0	0	1	2	3	46		
18:30	38	6	1	0	2	0	8	55	35	4	0	0	1	3	6	49		
18:45	43	6	0	0	1	2	9	61	37	2	0	0	0	0	6	45		
Start Time	Rolling Hour								Total	Rolling Hour								Total
07:00	64	30	7	0	4	0	14	119	138	70	5	2	4	1	24	244		
07:15	72	34	7	0	3	0	19	135	168	78	5	2	4	1	33	291		
07:30	78	33	8	0	4	0	20	143	201	75	3	1	4	2	40	326		
07:45	106	34	3	0	4	0	32	179	211	72	4	1	4	2	49	343		
08:00	121	30	2	0	5	0	35	193	205	60	3	0	3	3	53	327		
08:15	129	26	3	0	6	1	40	205	198	54	2	0	2	4	49	309		
08:30	138	35	2	0	6	1	41	223	184	48	2	0	2	2	46	284		
08:45	132	36	3	0	6	4	36	217	173	40	1	0	2	2	44	262		
09:00	136	41	4	0	4	4	26	215	193	42	1	1	4	2	36	279		
16:00	197	45	3	0	4	2	19	270	183	27	1	0	4	4	22	241		
16:15	202	40	3	0	5	1	31	282	192	27	1	0	4	3	25	252		
16:30	199	34	0	0	4	2	36	275	185	26	0	0	4	3	27	245		
16:45	179	25	0	0	4	3	40	251	182	24	0	0	4	3	29	242		
17:00	175	23	0	0	4	4	45	251	179	23	0	0	4	5	33	244		
17:15	172	21	0	0	3	9	42	247	180	20	0	0	4	6	34	244		
17:30	173	20	0	0	4	8	41	246	172	20	0	0	5	7	27	231		
17:45	168	22	1	0	5	7	39	242	165	17	0	0	4	9	24	219		
18:00	171	21	1	0	5	8	38	244	156	15	0	0	3	7	23	204		

# Intelligent Data Collection Limited



**Client:** Mott McDonald      **Date of Survey:** 07.12.2021  
**Project Number:** ID06180      **Junction Name:** Green End Road / High Street / Water Lane  
**Junction Number:** Site 20      **Junction Type:** 3-arm Roundabout

Total Junction Flow								
Time	Cars	LGV	OGV1	OGV2	Buses	M/C	Cycle	Total
07:00	53	19	1	1	2	0	10	86
07:15	64	37	3	2	2	3	15	126
07:30	71	36	7	1	2	0	11	128
07:45	75	44	7	1	2	0	28	157
08:00	101	42	1	0	1	0	31	176
08:15	121	40	4	0	3	2	39	209
08:30	131	38	1	2	2	0	60	234
08:45	93	23	4	1	2	1	41	165
09:00	112	29	3	1	1	2	37	185
09:15	120	39	1	0	3	0	23	186
09:30	108	27	2	0	2	3	24	166
09:45	125	37	3	1	2	1	14	183
<b>Rolling Hour</b>								
16:00	113	32	1	0	2	3	22	173
16:15	133	29	4	0	1	3	27	197
16:30	127	30	2	0	3	1	21	184
16:45	118	26	1	0	2	0	15	162
17:00	132	23	0	0	3	1	27	186
17:15	111	20	0	0	0	3	29	163
17:30	111	20	0	0	3	2	29	165
17:45	118	16	1	0	2	3	25	165
18:00	119	14	0	0	2	8	34	177
18:15	107	18	0	0	2	3	21	151
18:30	101	16	1	0	3	4	28	153
18:45	99	13	0	0	1	2	22	137
<b>Rolling Hour</b>								
07:00	263	136	18	5	8	3	64	497
07:15	311	159	18	4	7	3	85	587
07:30	368	162	19	2	8	2	109	670
07:45	428	164	13	3	8	2	158	776
08:00	446	143	10	3	8	3	171	784
08:15	457	130	12	4	8	5	177	793
08:30	456	129	9	4	8	3	161	770
08:45	433	118	10	2	8	6	125	702
09:00	465	132	9	2	8	6	98	720
<b>Rolling Hour</b>								
16:00	491	117	8	0	8	7	85	716
16:15	510	108	7	0	9	5	90	729
16:30	488	99	3	0	8	5	92	695
16:45	472	89	1	0	8	6	100	676
17:00	472	79	1	0	8	9	110	679
17:15	459	70	1	0	7	16	117	670
17:30	455	68	1	0	9	16	109	658
17:45	445	64	2	0	9	18	108	646
18:00	426	61	1	0	8	17	105	618

# Intelligent Data Collection Limited



Client: Mott McDonald  
 Project Number: ID06180  
 Junction Number: Site 20

Date of Survey: 07.12.2021  
 Junction Name: Green End Road / High Street / Water Lane  
 Junction Type: 3-arm Roundabout

Arm A: Green End Road (NE)  
 Arm B: Water Lane (SE)

Arm C: High Street (SW)

Time	A1 to A								A1 to C								A1 to B							
	Cars	LGV	OGV1	OGV2	Buses	M/C	Cycle	Total	Cars	LGV	OGV1	OGV2	Buses	M/C	Cycle	Total	Cars	LGV	OGV1	OGV2	Buses	M/C	Cycle	Total
07:00	0	0	0	0	0	0	0	0	14	4	0	0	1	0	3	22	6	2	0	1	0	0	3	12
07:15	0	0	0	0	0	0	0	0	15	16	1	0	1	0	4	37	6	0	0	0	0	0	4	10
07:30	0	0	0	0	0	0	0	0	21	12	0	0	1	0	4	38	4	1	0	0	0	0	5	10
07:45	0	0	0	0	0	0	0	0	20	14	0	0	1	0	8	43	5	5	1	0	0	0	9	20
08:00	0	0	0	0	0	0	0	0	34	14	0	0	1	0	10	59	9	7	0	0	0	0	7	23
08:15	0	0	0	0	0	0	0	0	40	14	0	0	1	1	9	65	9	9	3	0	0	0	17	38
08:30	0	0	0	0	0	0	0	0	31	12	0	0	1	0	7	51	10	7	0	2	0	0	20	39
08:45	1	0	0	0	0	0	0	1	28	6	0	0	0	0	11	45	17	3	0	0	0	0	13	33
09:00	0	0	0	0	0	0	0	0	31	9	0	0	0	0	6	46	17	5	1	0	0	0	11	34
09:15	0	0	0	0	0	0	0	0	27	8	0	0	1	0	4	40	19	7	0	0	0	0	5	31
09:30	1	0	0	0	0	0	0	1	19	8	0	0	1	0	5	33	16	4	0	0	0	0	3	23
09:45	1	0	0	0	0	0	0	1	32	8	0	1	1	0	4	46	12	4	0	0	0	0	6	22
16:00	0	0	0	0	0	0	0	0	22	2	0	0	1	2	1	28	15	5	0	0	0	0	6	26
16:15	0	0	0	0	0	0	0	0	26	3	0	0	0	1	7	37	27	8	0	0	0	1	6	42
16:30	0	0	0	0	0	0	0	0	33	4	0	0	2	0	6	45	7	3	2	0	0	0	4	16
16:45	0	0	1	0	0	0	0	1	23	2	0	0	1	0	2	28	14	6	0	0	0	0	1	21
17:00	0	0	0	0	0	0	0	0	31	2	0	0	1	0	6	40	16	7	0	0	0	0	4	27
17:15	1	0	0	0	0	0	0	1	24	2	0	0	0	0	7	33	13	4	0	0	0	0	6	23
17:30	1	0	0	0	0	0	0	1	24	3	0	0	2	0	8	37	15	4	0	0	0	0	6	25
17:45	1	0	0	0	0	0	0	1	27	2	0	0	1	1	6	37	19	2	1	0	0	0	5	27
18:00	1	1	0	0	0	0	0	2	31	2	0	0	1	0	6	40	15	4	0	0	0	1	8	28
18:15	0	1	0	0	0	0	0	1	18	4	0	0	1	0	3	26	21	3	0	0	0	0	3	27
18:30	0	0	0	0	0	0	0	0	13	2	0	0	1	1	6	23	18	2	0	0	0	0	11	31
18:45	0	0	0	0	0	0	0	0	20	1	0	0	0	0	3	24	9	5	0	0	0	0	4	18
Start Time	Rolling Hour								Rolling Hour								Rolling Hour							
	Cars	LGV	OGV1	OGV2	Buses	M/C	Cycle	Total	Cars	LGV	OGV1	OGV2	Buses	M/C	Cycle	Total	Cars	LGV	OGV1	OGV2	Buses	M/C	Cycle	Total
07:00	0	0	0	0	0	0	0	0	70	46	1	0	4	0	19	140	21	8	1	1	0	0	21	52
07:15	0	0	0	0	0	0	0	0	90	56	1	0	4	0	26	177	24	13	1	0	0	0	25	63
07:30	0	0	0	0	0	0	0	0	115	54	0	0	4	1	31	205	27	22	4	0	0	0	38	91
07:45	0	0	0	0	0	0	0	0	125	54	0	0	4	1	34	218	33	28	4	2	0	0	53	120
08:00	1	0	0	0	0	0	0	1	133	46	0	0	3	1	37	220	45	26	3	2	0	0	57	133
08:15	1	0	0	0	0	0	0	1	130	41	0	0	2	1	33	207	53	24	4	2	0	0	61	144
08:30	1	0	0	0	0	0	0	1	117	35	0	0	2	0	28	182	63	22	1	2	0	0	49	137
08:45	2	0	0	0	0	0	0	2	105	31	0	0	2	0	26	164	69	19	1	0	0	0	32	121
09:00	2	0	0	0	0	0	0	2	109	33	0	1	3	0	19	165	64	20	1	0	0	0	25	110
16:00	0	0	1	0	0	0	0	1	104	11	0	0	4	3	16	138	63	22	2	0	0	1	17	105
16:15	0	0	1	0	0	0	0	1	113	11	0	0	4	1	21	150	64	24	2	0	0	1	15	106
16:30	1	0	1	0	0	0	0	2	111	10	0	0	4	0	21	146	50	20	2	0	0	0	15	87
16:45	2	0	1	0	0	0	0	3	102	9	0	0	4	0	23	138	58	21	0	0	0	0	17	96
17:00	3	0	0	0	0	0	0	3	106	9	0	0	4	1	27	147	63	17	1	0	0	0	21	102
17:15	4	1	0	0	0	0	0	5	106	9	0	0	4	1	27	147	62	14	1	0	0	1	25	103
17:30	3	2	0	0	0	0	0	5	100	11	0	0	5	1	23	140	70	13	1	0	0	1	22	107
17:45	2	2	0	0	0	0	0	4	89	10	0	0	4	2	21	126	73	11	1	0	0	1	27	113
18:00	1	2	0	0	0	0	0	3	82	9	0	0	3	1	18	113	63	14	0	0	0	1	26	104

# Intelligent Data Collection Limited



Client: Mott McDonald  
 Project Number: ID06180  
 Junction Number: Site 20

Date of Survey: 07.12.2021  
 Junction Name: Green End Road / High Street / Water Lane  
 Junction Type: 3-arm Roundabout

Arm A: Green End Road (NE)  
 Arm B: Water Lane (SE)

Arm C: High Street (SW)

Time	B1 to B								B1 to A								B1 to C							
	Cars	LGV	OGV1	OGV2	Buses	M/C	Cycle	Total	Cars	LGV	OGV1	OGV2	Buses	M/C	Cycle	Total	Cars	LGV	OGV1	OGV2	Buses	M/C	Cycle	Total
07:00	0	0	0	0	0	0	0	0	3	4	0	0	0	0	1	8	12	3	1	0	0	0	3	19
07:15	0	0	0	0	0	0	0	0	9	10	1	1	0	2	2	25	12	4	1	1	0	1	0	19
07:30	0	0	0	0	0	0	0	0	14	8	2	1	0	0	0	25	20	8	0	0	0	0	1	29
07:45	0	0	0	0	0	0	0	0	15	7	2	0	0	0	2	26	23	8	2	1	0	0	1	35
08:00	0	0	0	0	0	0	0	0	10	10	0	0	0	0	4	24	22	1	1	0	0	0	5	29
08:15	0	0	0	0	0	0	0	0	24	7	0	0	0	0	5	36	20	4	0	0	0	1	2	27
08:30	0	0	0	0	0	0	0	0	30	6	0	0	0	0	13	49	20	5	1	0	0	0	7	33
08:45	0	0	0	0	0	0	0	0	10	4	2	1	0	0	4	21	10	4	1	0	0	1	2	18
09:00	1	0	0	0	0	0	0	1	11	9	1	1	0	0	5	27	18	0	0	0	0	1	5	24
09:15	0	0	0	0	0	0	0	0	18	5	1	0	0	0	3	27	19	4	0	0	0	0	4	27
09:30	0	0	0	0	0	0	0	0	17	5	1	0	0	0	1	24	21	1	0	0	0	0	7	29
09:45	1	0	0	0	0	0	0	1	22	10	0	0	0	0	2	34	26	4	1	0	1	1	1	34
16:00	0	0	0	0	0	0	0	0	14	9	1	0	0	0	10	34	18	4	0	0	0	0	3	25
16:15	0	0	0	0	0	0	0	0	12	3	0	0	0	0	7	22	22	4	1	0	0	0	1	28
16:30	0	0	0	0	0	0	0	0	12	5	0	0	0	0	4	21	12	5	0	0	0	1	1	19
16:45	0	0	0	0	0	0	0	0	11	6	0	0	0	0	6	23	26	3	0	0	0	0	1	30
17:00	1	0	0	0	0	0	0	1	18	3	0	0	0	0	2	23	17	4	0	0	0	1	1	23
17:15	0	0	0	0	0	0	0	0	12	5	0	0	0	0	2	19	18	4	0	0	0	1	3	26
17:30	0	0	0	0	0	0	0	0	10	5	0	0	0	0	4	19	18	4	0	0	0	1	1	24
17:45	0	0	0	0	0	0	0	0	12	3	0	0	0	0	3	18	19	2	0	0	0	1	1	23
18:00	0	0	0	0	0	0	0	0	7	1	0	0	0	0	7	15	19	1	0	0	0	2	2	24
18:15	0	0	0	0	0	0	0	0	9	4	0	0	0	0	5	18	15	2	0	0	0	2	0	19
18:30	0	0	0	0	0	0	0	0	10	4	0	0	0	1	3	18	22	2	0	0	0	2	0	26
18:45	0	0	0	0	0	0	0	0	10	0	0	0	0	0	3	13	17	1	0	0	0	0	3	21
Start Time	Rolling Hour								Rolling Hour								Rolling Hour							
	Cars	LGV	OGV1	OGV2	Buses	M/C	Cycle	Total	Cars	LGV	OGV1	OGV2	Buses	M/C	Cycle	Total	Cars	LGV	OGV1	OGV2	Buses	M/C	Cycle	Total
07:00	0	0	0	0	0	0	0	0	41	29	5	2	0	2	5	84	67	23	4	2	0	1	5	102
07:15	0	0	0	0	0	0	0	0	48	35	5	2	0	2	8	100	77	21	4	2	0	1	7	112
07:30	0	0	0	0	0	0	0	0	63	32	4	1	0	0	11	111	85	21	3	1	0	1	9	120
07:45	0	0	0	0	0	0	0	0	79	30	2	0	0	0	24	135	85	18	4	1	0	1	15	124
08:00	0	0	0	0	0	0	0	0	74	27	2	1	0	0	26	130	72	14	3	0	0	2	16	107
08:15	1	0	0	0	0	0	0	1	75	26	3	2	0	0	27	133	68	13	2	0	0	3	16	102
08:30	1	0	0	0	0	0	0	1	69	24	4	2	0	0	25	124	67	13	2	0	0	2	18	102
08:45	1	0	0	0	0	0	0	1	56	23	5	2	0	0	13	99	68	9	1	0	0	2	18	98
09:00	2	0	0	0	0	0	0	2	68	29	3	1	0	0	11	112	84	9	1	0	1	2	17	114
16:00	0	0	0	0	0	0	0	0	49	23	1	0	0	0	27	100	78	16	1	0	0	1	6	102
16:15	1	0	0	0	0	0	0	1	53	17	0	0	0	0	19	89	77	16	1	0	0	2	4	100
16:30	1	0	0	0	0	0	0	1	53	19	0	0	0	0	14	86	73	16	0	0	0	3	6	98
16:45	1	0	0	0	0	0	0	1	51	19	0	0	0	0	14	84	79	15	0	0	0	3	6	103
17:00	1	0	0	0	0	0	0	1	52	16	0	0	0	0	11	79	72	14	0	0	0	4	6	96
17:15	0	0	0	0	0	0	0	0	41	14	0	0	0	0	16	71	74	11	0	0	0	5	7	97
17:30	0	0	0	0	0	0	0	0	38	13	0	0	0	0	19	70	71	9	0	0	0	6	4	90
17:45	0	0	0	0	0	0	0	0	38	12	0	0	0	1	18	69	75	7	0	0	0	7	3	92
18:00	0	0	0	0	0	0	0	0	36	9	0	0	0	1	18	64	73	6	0	0	0	6	5	90



# Intelligent Data Collection Limited



Client: Mott McDonald  
 Project Number: ID06180  
 Junction Number: Site 20

Date of Survey: 07.12.2021  
 Junction Name: Green End Road / High Street / Water Lane  
 Junction Type: 3-arm Roundabout

Arm A: Green End Road (NE)  
 Arm B: Water Lane (SE)

Arm C: High Street (SW)

Time	C1 to C								C1 to B								C1 to A							
	Cars	LGV	OGV1	OGV2	Buses	M/C	Cycle	Total	Cars	LGV	OGV1	OGV2	Buses	M/C	Cycle	Total	Cars	LGV	OGV1	OGV2	Buses	M/C	Cycle	Total
07:00	0	0	0	0	0	0	0	0	2	1	0	0	0	0	0	3	16	5	0	0	1	0	0	22
07:15	0	1	0	0	0	0	0	1	8	2	0	0	0	0	2	12	14	4	0	0	1	0	3	22
07:30	0	0	0	0	0	0	0	0	7	1	3	0	0	0	0	11	5	6	2	0	1	0	1	15
07:45	1	0	0	0	0	0	0	1	5	0	1	0	0	0	1	7	6	10	1	0	1	0	7	25
08:00	0	0	0	0	0	0	0	0	7	5	0	0	0	0	2	14	19	5	0	0	0	0	3	27
08:15	0	0	0	0	0	0	0	0	6	1	1	0	0	0	1	9	22	5	0	0	2	0	5	34
08:30	0	0	0	0	0	0	0	0	19	4	0	0	0	0	4	27	21	4	0	0	1	0	9	35
08:45	0	0	0	0	0	0	0	0	10	3	0	0	1	0	3	17	17	3	1	0	1	0	8	30
09:00	0	0	0	0	0	0	0	0	20	0	0	0	0	0	5	25	14	6	1	0	1	1	5	28
09:15	0	0	0	0	0	0	0	0	19	5	0	0	0	0	0	24	18	10	0	0	2	0	7	37
09:30	0	0	0	0	0	0	0	0	11	5	1	0	0	1	1	19	23	4	0	0	1	2	7	37
09:45	0	0	0	0	0	0	0	0	13	5	1	0	0	0	0	19	18	6	1	0	0	0	1	26
16:00	0	0	0	0	0	0	0	0	22	2	0	0	0	0	0	24	22	10	0	0	1	1	2	36
16:15	1	0	0	0	0	0	0	1	17	6	1	0	0	1	0	25	28	5	2	0	1	0	6	42
16:30	0	0	0	0	0	0	0	0	26	6	0	0	0	0	0	32	37	7	0	0	1	0	6	51
16:45	0	0	0	0	0	0	0	0	21	5	0	0	0	0	0	26	23	4	0	0	1	0	5	33
17:00	1	0	0	0	0	0	0	1	33	5	0	0	0	0	2	40	15	2	0	0	2	0	12	31
17:15	0	0	0	0	0	0	0	0	23	2	0	0	0	2	4	31	20	3	0	0	0	0	7	30
17:30	0	0	0	0	0	0	0	0	21	2	0	0	0	1	1	25	22	2	0	0	1	0	9	34
17:45	0	0	0	0	0	0	0	0	19	2	0	0	0	1	3	25	21	5	0	0	1	0	7	34
18:00	0	0	0	0	0	0	0	0	20	4	0	0	0	5	3	32	26	1	0	0	1	0	8	36
18:15	1	0	0	0	0	0	0	1	22	2	0	0	0	0	3	27	21	2	0	0	1	1	7	32
18:30	0	0	0	0	0	0	0	0	16	3	0	0	0	0	1	20	22	3	1	0	2	0	7	35
18:45	0	0	0	0	0	0	0	0	25	4	0	0	0	1	2	32	18	2	0	0	1	1	7	29
Start Time	Rolling Hour							Total	Rolling Hour							Total	Rolling Hour							Total
07:00	1	1	0	0	0	0	0	2	22	4	4	0	0	0	3	33	41	25	3	0	4	0	11	84
07:15	1	1	0	0	0	0	0	2	27	8	4	0	0	0	5	44	44	25	3	0	3	0	14	89
07:30	1	0	0	0	0	0	0	1	25	7	5	0	0	0	4	41	52	26	3	0	4	0	16	101
07:45	1	0	0	0	0	0	0	1	37	10	2	0	0	0	8	57	68	24	1	0	4	0	24	121
08:00	0	0	0	0	0	0	0	0	42	13	1	0	1	0	10	67	79	17	1	0	4	0	25	126
08:15	0	0	0	0	0	0	0	0	55	8	1	0	1	0	13	78	74	18	2	0	5	1	27	127
08:30	0	0	0	0	0	0	0	0	68	12	0	0	1	0	12	93	70	23	2	0	5	1	29	130
08:45	0	0	0	0	0	0	0	0	60	13	1	0	1	1	9	85	72	23	2	0	5	3	27	132
09:00	0	0	0	0	0	0	0	0	63	15	2	0	0	1	6	87	73	26	2	0	4	3	20	128
16:00	1	0	0	0	0	0	0	1	86	19	1	0	0	1	0	107	110	26	2	0	4	1	19	162
16:15	2	0	0	0	0	0	0	2	97	22	1	0	0	1	2	123	103	18	2	0	5	0	29	157
16:30	1	0	0	0	0	0	0	1	103	18	0	0	0	2	6	129	95	16	0	0	4	0	30	145
16:45	1	0	0	0	0	0	0	1	98	14	0	0	0	3	7	122	80	11	0	0	4	0	33	128
17:00	1	0	0	0	0	0	0	1	96	11	0	0	0	4	10	121	78	12	0	0	4	0	35	129
17:15	0	0	0	0	0	0	0	0	83	10	0	0	0	9	11	113	89	11	0	0	3	0	31	134
17:30	1	0	0	0	0	0	0	1	82	10	0	0	0	7	10	109	90	10	0	0	4	1	31	136
17:45	1	0	0	0	0	0	0	1	77	11	0	0	0	6	10	104	90	11	1	0	5	1	29	137
18:00	1	0	0	0	0	0	0	1	83	13	0	0	0	6	9	111	87	8	1	0	5	2	29	132

# Intelligent Data Collection Limited



**Client:** Mott McDonald  
**Project Number:** ID06180  
**Junction Number:** Site 20

**Date of Survey:** 07.12.2021  
**Junction Name:** Green End Road / High Street / Water Lane  
**Junction Type:** 3-arm Roundabout

**Arm A:** Green End Road (NE)  
**Arm B:** Water Lane (SE)  
**Arm C:** High Street (SW)

PCU Summary									
Time	A1 to A	A1 to C	A1 to B	B1 to B	B1 to A	B1 to C	C1 to C	C1 to B	C1 to A
07:00	0	21	11	0	7	17	0	3	23
07:15	0	35	7	0	24	20	1	10	21
07:30	0	36	6	0	27	28	0	13	16
07:45	0	38	13	0	25	37	1	7	21
08:00	0	52	17	0	21	26	0	12	25
08:15	0	58	26	0	32	25	0	9	32
08:30	0	46	26	0	39	28	0	24	29
08:45	1	36	23	0	20	16	0	16	25
09:00	0	41	26	1	25	19	0	21	25
09:15	0	38	27	0	25	24	0	24	33
09:30	1	30	21	0	24	23	0	18	31
09:45	1	45	17	1	32	34	0	20	26
16:00	0	27	21	0	27	23	0	24	35
16:15	0	31	37	0	16	28	1	25	39
16:30	0	42	14	0	18	18	0	32	47
16:45	2	27	20	0	18	29	0	26	30
17:00	0	36	24	1	21	22	1	38	23
17:15	1	27	18	0	17	23	0	27	24
17:30	1	33	20	0	16	23	0	24	28
17:45	1	33	24	0	16	22	0	22	29
18:00	2	36	21	0	9	21	0	27	31
18:15	1	25	25	0	14	18	1	25	27
18:30	0	19	22	0	15	25	0	19	32
18:45	0	22	15	0	11	19	0	30	24
Start Time	Rolling Hour								
07:00	0	129	37	0	84	102	2	33	81
07:15	0	161	44	0	98	110	2	42	82
07:30	0	184	63	0	106	115	1	40	94
07:45	0	194	82	0	117	115	1	52	106
08:00	1	193	92	0	112	95	0	61	111
08:15	1	182	100	1	116	88	0	69	111
08:30	1	162	101	1	109	87	0	84	112
08:45	2	145	96	1	94	83	0	79	115
09:00	2	154	91	2	106	101	0	83	115
16:00	2	127	92	0	79	97	1	107	151
16:15	2	137	94	1	74	96	2	121	140
16:30	3	133	76	1	75	91	1	123	125
16:45	4	124	82	1	73	96	1	115	106
17:00	3	129	86	1	70	89	1	111	105
17:15	5	129	83	0	58	88	0	99	112
17:30	5	126	89	0	55	83	1	97	115
17:45	4	112	91	0	54	85	1	92	119
18:00	3	101	83	0	49	82	1	100	113

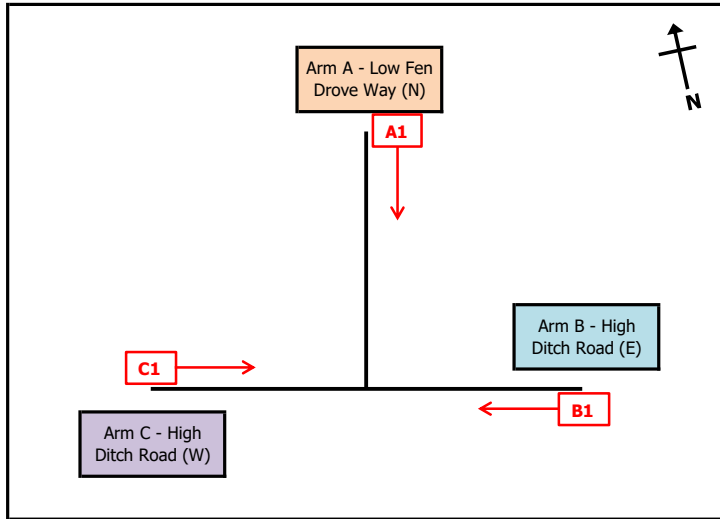
# Intelligent Data Collection Limited



**Client:** Mott McDonald      **Date of Survey:** 07.12.2021  
**Project Number:** ID06180      **Junction Name:** High Ditch Road / Low Fen Drove Way  
**Junction Number:** Site 21      **Junction Type:** T-Junction

X Coordinate	Y Coordinate	Google Maps Link
52.215979	0.190989	<a href="#">Click Here</a>
AM Peak Conditions	PM Peak Conditions	
Clear	Showers	

## Junction Layout

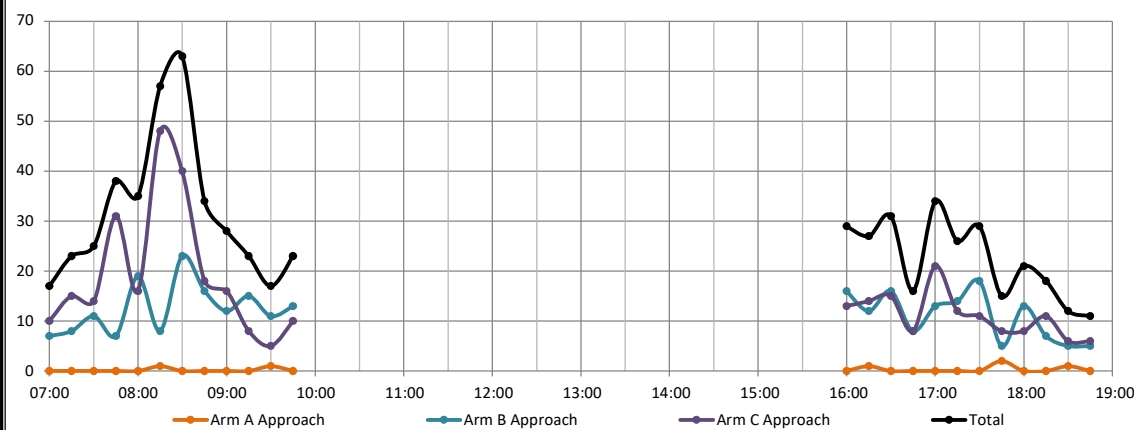


## Aerial Mapping and On-site Camera View



## Junction Flow Profile

Arm Approach Flows (All Vehicles)



**Additional Notes (Factors which may impact on survey results such as accidents, roadworks, special events):**

# Intelligent Data Collection Limited



**Client:** Mott McDonald      **Date of Survey:** 07.12.2021  
**Project Number:** ID06180      **Junction Name:** High Ditch Road / Low Fen Drove Way  
**Junction Number:** Site 21      **Junction Type:** T-Junction

Time	Arm A Approach								Arm A Exit									
	Cars	LGV	OGV1	OGV2	Buses	M/C	Cycle	Total	Cars	LGV	OGV1	OGV2	Buses	M/C	Cycle	Total		
07:00	0	0	0	0	0	0	0	0	0	0	0	0	0	0	0	0		
07:15	0	0	0	0	0	0	0	0	0	0	0	0	0	0	0	0		
07:30	0	0	0	0	0	0	0	0	0	0	0	0	0	0	0	0		
07:45	0	0	0	0	0	0	0	0	0	0	0	0	0	0	0	0		
08:00	0	0	0	0	0	0	0	0	0	0	0	0	0	0	0	0		
08:15	1	0	0	0	0	0	0	1	1	0	0	0	0	0	0	1		
08:30	0	0	0	0	0	0	0	0	0	0	0	0	0	0	0	0		
08:45	0	0	0	0	0	0	0	0	0	0	0	0	0	0	0	0		
09:00	0	0	0	0	0	0	0	0	1	0	0	0	0	0	0	1		
09:15	0	0	0	0	0	0	0	0	0	0	0	0	0	0	0	0		
09:30	1	0	0	0	0	0	0	1	0	0	0	0	0	0	0	0		
09:45	0	0	0	0	0	0	0	0	0	0	0	0	0	0	0	0		
16:00	0	0	0	0	0	0	0	0	1	0	0	0	0	0	0	1		
16:15	0	1	0	0	0	0	0	1	0	0	0	0	0	0	0	0		
16:30	0	0	0	0	0	0	0	0	0	0	0	0	0	0	0	0		
16:45	0	0	0	0	0	0	0	0	0	0	0	0	0	0	0	0		
17:00	0	0	0	0	0	0	0	0	0	0	0	0	0	0	0	0		
17:15	0	0	0	0	0	0	0	0	0	0	0	0	0	0	0	0		
17:30	0	0	0	0	0	0	0	0	2	0	0	0	0	0	0	2		
17:45	2	0	0	0	0	0	0	2	0	0	0	0	0	0	0	0		
18:00	0	0	0	0	0	0	0	0	1	0	0	0	0	0	0	1		
18:15	0	0	0	0	0	0	0	0	0	0	0	0	0	0	0	0		
18:30	1	0	0	0	0	0	0	1	1	0	0	0	0	0	0	1		
18:45	0	0	0	0	0	0	0	0	0	0	0	0	0	0	0	0		
Start Time	Rolling Hour								Total	Rolling Hour								Total
07:00	0	0	0	0	0	0	0	0	0	0	0	0	0	0	0	0		
07:15	0	0	0	0	0	0	0	0	0	0	0	0	0	0	0	0		
07:30	1	0	0	0	0	0	0	1	1	0	0	0	0	0	0	1		
07:45	1	0	0	0	0	0	0	1	1	0	0	0	0	0	0	1		
08:00	1	0	0	0	0	0	0	1	1	0	0	0	0	0	0	1		
08:15	1	0	0	0	0	0	0	1	2	0	0	0	0	0	0	2		
08:30	0	0	0	0	0	0	0	0	1	0	0	0	0	0	0	1		
08:45	1	0	0	0	0	0	0	1	1	0	0	0	0	0	0	1		
09:00	1	0	0	0	0	0	0	1	1	0	0	0	0	0	0	1		
16:00	0	1	0	0	0	0	0	1	1	0	0	0	0	0	0	1		
16:15	0	1	0	0	0	0	0	1	0	0	0	0	0	0	0	0		
16:30	0	0	0	0	0	0	0	0	0	0	0	0	0	0	0	0		
16:45	0	0	0	0	0	0	0	0	2	0	0	0	0	0	0	2		
17:00	2	0	0	0	0	0	0	2	2	0	0	0	0	0	0	2		
17:15	2	0	0	0	0	0	0	2	3	0	0	0	0	0	0	3		
17:30	2	0	0	0	0	0	0	2	3	0	0	0	0	0	0	3		
17:45	3	0	0	0	0	0	0	3	2	0	0	0	0	0	0	2		
18:00	1	0	0	0	0	0	0	1	2	0	0	0	0	0	0	2		

# Intelligent Data Collection Limited



**Client:** Mott McDonald      **Date of Survey:** 07.12.2021  
**Project Number:** ID06180      **Junction Name:** High Ditch Road / Low Fen Drove Way  
**Junction Number:** Site 21      **Junction Type:** T-Junction

Time	Arm B Approach								Arm B Exit									
	Cars	LGV	OGV1	OGV2	Buses	M/C	Cycle	Total	Cars	LGV	OGV1	OGV2	Buses	M/C	Cycle	Total		
07:00	6	1	0	0	0	0	0	7	8	1	0	0	0	0	1	10		
07:15	5	2	0	0	0	0	1	8	11	4	0	0	0	0	0	15		
07:30	9	2	0	0	0	0	0	11	11	3	0	0	0	0	0	14		
07:45	4	2	0	0	0	0	1	7	20	10	0	0	0	0	1	31		
08:00	11	6	0	0	0	0	2	19	14	2	0	0	0	0	0	16		
08:15	8	0	0	0	0	0	0	8	44	4	0	0	0	0	0	48		
08:30	18	5	0	0	0	0	0	23	35	5	0	0	0	0	0	40		
08:45	13	2	0	0	0	0	1	16	13	3	0	0	0	0	2	18		
09:00	11	1	0	0	0	0	0	12	13	2	0	0	0	0	0	15		
09:15	11	4	0	0	0	0	0	15	8	0	0	0	0	0	0	8		
09:30	8	2	1	0	0	0	0	11	3	2	0	0	0	0	0	5		
09:45	9	4	0	0	0	0	0	13	9	1	0	0	0	0	0	10		
16:00	11	4	0	0	0	0	1	16	8	4	0	0	0	0	0	12		
16:15	7	5	0	0	0	0	0	12	10	4	0	0	0	0	0	14		
16:30	15	0	0	0	0	1	0	16	13	2	0	0	0	0	0	15		
16:45	7	0	0	0	0	0	1	8	8	0	0	0	0	0	0	8		
17:00	13	0	0	0	0	0	0	13	21	0	0	0	0	0	0	21		
17:15	14	0	0	0	0	0	0	14	11	0	0	0	0	0	1	12		
17:30	17	0	0	0	0	0	1	18	10	1	0	0	0	0	0	11		
17:45	5	0	0	0	0	0	0	5	8	0	0	0	0	0	0	8		
18:00	10	3	0	0	0	0	0	13	7	0	0	0	0	0	0	7		
18:15	6	1	0	0	0	0	0	7	11	0	0	0	0	0	0	11		
18:30	5	0	0	0	0	0	0	5	6	0	0	0	0	0	0	6		
18:45	4	1	0	0	0	0	0	5	5	1	0	0	0	0	0	6		
Start Time	Rolling Hour								Total	Rolling Hour								Total
07:00	24	7	0	0	0	0	2	33	50	18	0	0	0	0	2	70		
07:15	29	12	0	0	0	0	4	45	56	19	0	0	0	0	1	76		
07:30	32	10	0	0	0	0	3	45	89	19	0	0	0	0	1	109		
07:45	41	13	0	0	0	0	3	57	113	21	0	0	0	0	1	135		
08:00	50	13	0	0	0	0	3	66	106	14	0	0	0	0	2	122		
08:15	50	8	0	0	0	0	1	59	105	14	0	0	0	0	2	121		
08:30	53	12	0	0	0	0	1	66	69	10	0	0	0	0	2	81		
08:45	43	9	1	0	0	0	1	54	37	7	0	0	0	0	2	46		
09:00	39	11	1	0	0	0	0	51	33	5	0	0	0	0	0	38		
16:00	40	9	0	0	0	1	2	52	39	10	0	0	0	0	0	49		
16:15	42	5	0	0	0	1	1	49	52	6	0	0	0	0	0	58		
16:30	49	0	0	0	0	1	1	51	53	2	0	0	0	0	1	56		
16:45	51	0	0	0	0	0	2	53	50	1	0	0	0	0	1	52		
17:00	49	0	0	0	0	0	1	50	50	1	0	0	0	0	1	52		
17:15	46	3	0	0	0	0	1	50	36	1	0	0	0	0	1	38		
17:30	38	4	0	0	0	0	1	43	36	1	0	0	0	0	0	37		
17:45	26	4	0	0	0	0	0	30	32	0	0	0	0	0	0	32		
18:00	25	5	0	0	0	0	0	30	29	1	0	0	0	0	0	30		

# Intelligent Data Collection Limited



**Client:** Mott McDonald  
**Project Number:** ID06180  
**Junction Number:** Site 21  
**Date of Survey:** 07.12.2021  
**Junction Name:** High Ditch Road / Low Fen Drove Way  
**Junction Type:** T-Junction

Time	Arm C Approach								Arm C Exit									
	Cars	LGV	OGV1	OGV2	Buses	M/C	Cycle	Total	Cars	LGV	OGV1	OGV2	Buses	M/C	Cycle	Total		
07:00	8	1	0	0	0	0	1	10	6	1	0	0	0	0	0	7		
07:15	11	4	0	0	0	0	0	15	5	2	0	0	0	0	1	8		
07:30	11	3	0	0	0	0	0	14	9	2	0	0	0	0	0	11		
07:45	20	10	0	0	0	0	1	31	4	2	0	0	0	0	1	7		
08:00	14	2	0	0	0	0	0	16	11	6	0	0	0	0	2	19		
08:15	44	4	0	0	0	0	0	48	8	0	0	0	0	0	0	8		
08:30	35	5	0	0	0	0	0	40	18	5	0	0	0	0	0	23		
08:45	13	3	0	0	0	0	2	18	13	2	0	0	0	0	1	16		
09:00	14	2	0	0	0	0	0	16	11	1	0	0	0	0	0	12		
09:15	8	0	0	0	0	0	0	8	11	4	0	0	0	0	0	15		
09:30	3	2	0	0	0	0	0	5	9	2	1	0	0	0	0	12		
09:45	9	1	0	0	0	0	0	10	9	4	0	0	0	0	0	13		
16:00	9	4	0	0	0	0	0	13	11	4	0	0	0	0	1	16		
16:15	10	4	0	0	0	0	0	14	7	6	0	0	0	0	0	13		
16:30	13	2	0	0	0	0	0	15	15	0	0	0	0	1	0	16		
16:45	8	0	0	0	0	0	0	8	7	0	0	0	0	0	1	8		
17:00	21	0	0	0	0	0	0	21	13	0	0	0	0	0	0	13		
17:15	11	0	0	0	0	0	1	12	14	0	0	0	0	0	0	14		
17:30	10	1	0	0	0	0	0	11	15	0	0	0	0	0	1	16		
17:45	8	0	0	0	0	0	0	8	7	0	0	0	0	0	0	7		
18:00	8	0	0	0	0	0	0	8	10	3	0	0	0	0	0	13		
18:15	11	0	0	0	0	0	0	11	6	1	0	0	0	0	0	7		
18:30	6	0	0	0	0	0	0	6	5	0	0	0	0	0	0	5		
18:45	5	1	0	0	0	0	0	6	4	1	0	0	0	0	0	5		
Start Time	Rolling Hour								Total	Rolling Hour								Total
07:00	50	18	0	0	0	0	2	70	24	7	0	0	0	0	2	33		
07:15	56	19	0	0	0	0	1	76	29	12	0	0	0	0	4	45		
07:30	89	19	0	0	0	0	1	109	32	10	0	0	0	0	3	45		
07:45	113	21	0	0	0	0	1	135	41	13	0	0	0	0	3	57		
08:00	106	14	0	0	0	0	2	122	50	13	0	0	0	0	3	66		
08:15	106	14	0	0	0	0	2	122	50	8	0	0	0	0	1	59		
08:30	70	10	0	0	0	0	2	82	53	12	0	0	0	0	1	66		
08:45	38	7	0	0	0	0	2	47	44	9	1	0	0	0	1	55		
09:00	34	5	0	0	0	0	0	39	40	11	1	0	0	0	0	52		
16:00	40	10	0	0	0	0	0	50	40	10	0	0	0	1	2	53		
16:15	52	6	0	0	0	0	0	58	42	6	0	0	0	1	1	50		
16:30	53	2	0	0	0	0	1	56	49	0	0	0	0	1	1	51		
16:45	50	1	0	0	0	0	1	52	49	0	0	0	0	0	2	51		
17:00	50	1	0	0	0	0	1	52	49	0	0	0	0	0	1	50		
17:15	37	1	0	0	0	0	1	39	46	3	0	0	0	0	1	50		
17:30	37	1	0	0	0	0	0	38	38	4	0	0	0	0	1	43		
17:45	33	0	0	0	0	0	0	33	28	4	0	0	0	0	0	32		
18:00	30	1	0	0	0	0	0	31	25	5	0	0	0	0	0	30		

# Intelligent Data Collection Limited



**Client:** Mott McDonald      **Date of Survey:** 07.12.2021  
**Project Number:** ID06180      **Junction Name:** High Ditch Road / Low Fen Drove Way  
**Junction Number:** Site 21      **Junction Type:** T-Junction

Total Junction Flow								
Time	Cars	LGV	OGV1	OGV2	Buses	M/C	Cycle	Total
07:00	14	2	0	0	0	0	1	17
07:15	16	6	0	0	0	0	1	23
07:30	20	5	0	0	0	0	0	25
07:45	24	12	0	0	0	0	2	38
08:00	25	8	0	0	0	0	2	35
08:15	53	4	0	0	0	0	0	57
08:30	53	10	0	0	0	0	0	63
08:45	26	5	0	0	0	0	3	34
09:00	25	3	0	0	0	0	0	28
09:15	19	4	0	0	0	0	0	23
09:30	12	4	1	0	0	0	0	17
09:45	18	5	0	0	0	0	0	23
16:00	20	8	0	0	0	0	1	29
16:15	17	10	0	0	0	0	0	27
16:30	28	2	0	0	0	1	0	31
16:45	15	0	0	0	0	0	1	16
17:00	34	0	0	0	0	0	0	34
17:15	25	0	0	0	0	0	1	26
17:30	27	1	0	0	0	0	1	29
17:45	15	0	0	0	0	0	0	15
18:00	18	3	0	0	0	0	0	21
18:15	17	1	0	0	0	0	0	18
18:30	12	0	0	0	0	0	0	12
18:45	9	2	0	0	0	0	0	11
Start Time	Rolling Hour							Total
07:00	74	25	0	0	0	0	4	103
07:15	85	31	0	0	0	0	5	121
07:30	122	29	0	0	0	0	4	155
07:45	155	34	0	0	0	0	4	193
08:00	157	27	0	0	0	0	5	189
08:15	157	22	0	0	0	0	3	182
08:30	123	22	0	0	0	0	3	148
08:45	82	16	1	0	0	0	3	102
09:00	74	16	1	0	0	0	0	91
16:00	80	20	0	0	0	1	2	103
16:15	94	12	0	0	0	1	1	108
16:30	102	2	0	0	0	1	2	107
16:45	101	1	0	0	0	0	3	105
17:00	101	1	0	0	0	0	2	104
17:15	85	4	0	0	0	0	2	91
17:30	77	5	0	0	0	0	1	83
17:45	62	4	0	0	0	0	0	66
18:00	56	6	0	0	0	0	0	62

# Intelligent Data Collection Limited



Client: Mott McDonald  
 Project Number: ID06180  
 Junction Number: Site 21

Date of Survey: 07.12.2021  
 Junction Name: High Ditch Road / Low Fen Drove Way  
 Junction Type: T-Junction

Arm A: Low Fen Drove Way (N)  
 Arm B: High Ditch Road (E)  
 Arm C: High Ditch Road (W)

Time	A1 to A								A1 to C								A1 to B							
	Cars	LGV	OGV1	OGV2	Buses	M/C	Cycle	Total	Cars	LGV	OGV1	OGV2	Buses	M/C	Cycle	Total	Cars	LGV	OGV1	OGV2	Buses	M/C	Cycle	Total
07:00	0	0	0	0	0	0	0	0	0	0	0	0	0	0	0	0	0	0	0	0	0	0	0	0
07:15	0	0	0	0	0	0	0	0	0	0	0	0	0	0	0	0	0	0	0	0	0	0	0	0
07:30	0	0	0	0	0	0	0	0	0	0	0	0	0	0	0	0	0	0	0	0	0	0	0	0
07:45	0	0	0	0	0	0	0	0	0	0	0	0	0	0	0	0	0	0	0	0	0	0	0	0
08:00	0	0	0	0	0	0	0	0	0	0	0	0	0	0	0	0	0	0	0	0	0	0	0	0
08:15	0	1	0	0	0	0	0	1	0	0	0	0	0	0	0	1	0	0	0	0	0	0	0	0
08:30	0	0	0	0	0	0	0	0	0	0	0	0	0	0	0	0	0	0	0	0	0	0	0	0
08:45	0	0	0	0	0	0	0	0	0	0	0	0	0	0	0	0	0	0	0	0	0	0	0	0
09:00	0	0	0	0	0	0	0	0	0	0	0	0	0	0	0	0	0	0	0	0	0	0	0	0
09:15	0	0	0	0	0	0	0	0	0	0	0	0	0	0	0	0	0	0	0	0	0	0	0	0
09:30	0	1	0	0	0	0	0	1	0	0	0	0	0	0	1	0	0	0	0	0	0	0	0	0
09:45	0	0	0	0	0	0	0	0	0	0	0	0	0	0	0	0	0	0	0	0	0	0	0	0
16:00	0	0	0	0	0	0	0	0	0	0	0	0	0	0	0	0	0	0	0	0	0	0	0	0
16:15	0	0	1	0	0	0	0	1	0	0	0	0	0	0	1	0	0	0	0	0	0	0	0	0
16:30	0	0	0	0	0	0	0	0	0	0	0	0	0	0	0	0	0	0	0	0	0	0	0	0
16:45	0	0	0	0	0	0	0	0	0	0	0	0	0	0	0	0	0	0	0	0	0	0	0	0
17:00	0	0	0	0	0	0	0	0	0	0	0	0	0	0	0	0	0	0	0	0	0	0	0	0
17:15	0	0	0	0	0	0	0	0	0	0	0	0	0	0	0	0	0	0	0	0	0	0	0	0
17:30	0	0	0	0	0	0	0	0	0	0	0	0	0	0	0	0	0	0	0	0	0	0	0	0
17:45	0	2	0	0	0	0	0	2	0	0	0	0	0	0	2	0	0	0	0	0	0	0	0	0
18:00	0	0	0	0	0	0	0	0	0	0	0	0	0	0	0	0	0	0	0	0	0	0	0	0
18:15	0	0	0	0	0	0	0	0	0	0	0	0	0	0	0	0	0	0	0	0	0	0	0	0
18:30	0	1	0	0	0	0	0	1	0	0	0	0	0	0	1	0	0	0	0	0	0	0	0	0
18:45	0	0	0	0	0	0	0	0	0	0	0	0	0	0	0	0	0	0	0	0	0	0	0	0
Start Time	Rolling Hour								Rolling Hour								Rolling Hour							
	Cars	LGV	OGV1	OGV2	Buses	M/C	Cycle	Total	Cars	LGV	OGV1	OGV2	Buses	M/C	Cycle	Total	Cars	LGV	OGV1	OGV2	Buses	M/C	Cycle	Total
07:00	0	0	0	0	0	0	0	0	0	0	0	0	0	0	0	0	0	0	0	0	0	0	0	0
07:15	0	0	0	0	0	0	0	0	0	0	0	0	0	0	0	0	0	0	0	0	0	0	0	0
07:30	0	0	0	0	0	0	0	0	1	0	0	0	0	0	0	1	0	0	0	0	0	0	0	0
07:45	0	0	0	0	0	0	0	0	1	0	0	0	0	0	0	1	0	0	0	0	0	0	0	0
08:00	0	0	0	0	0	0	0	0	1	0	0	0	0	0	0	1	0	0	0	0	0	0	0	0
08:15	0	0	0	0	0	0	0	0	1	0	0	0	0	0	0	1	0	0	0	0	0	0	0	0
08:30	0	0	0	0	0	0	0	0	0	0	0	0	0	0	0	0	0	0	0	0	0	0	0	0
08:45	0	0	0	0	0	0	0	0	1	0	0	0	0	0	0	1	0	0	0	0	0	0	0	0
09:00	0	0	0	0	0	0	0	0	1	0	0	0	0	0	0	1	0	0	0	0	0	0	0	0
16:00	0	0	0	0	0	0	0	0	0	1	0	0	0	0	0	1	0	0	0	0	0	0	0	0
16:15	0	0	0	0	0	0	0	0	0	1	0	0	0	0	0	1	0	0	0	0	0	0	0	0
16:30	0	0	0	0	0	0	0	0	0	0	0	0	0	0	0	0	0	0	0	0	0	0	0	0
16:45	0	0	0	0	0	0	0	0	0	0	0	0	0	0	0	0	0	0	0	0	0	0	0	0
17:00	0	0	0	0	0	0	0	0	2	0	0	0	0	0	0	2	0	0	0	0	0	0	0	0
17:15	0	0	0	0	0	0	0	0	2	0	0	0	0	0	0	2	0	0	0	0	0	0	0	0
17:30	0	0	0	0	0	0	0	0	2	0	0	0	0	0	0	2	0	0	0	0	0	0	0	0
17:45	0	0	0	0	0	0	0	0	3	0	0	0	0	0	0	3	0	0	0	0	0	0	0	0
18:00	0	0	0	0	0	0	0	0	1	0	0	0	0	0	0	1	0	0	0	0	0	0	0	0



# Intelligent Data Collection Limited



Client: Mott McDonald  
 Project Number: ID06180  
 Junction Number: Site 21

Date of Survey: 07.12.2021  
 Junction Name: High Ditch Road / Low Fen Drove Way  
 Junction Type: T-Junction

Arm A: Low Fen Drove Way (N)  
 Arm B: High Ditch Road (E)

Arm C: High Ditch Road (W)

Time	B1 to B								B1 to A								B1 to C							
	Cars	LGV	OGV1	OGV2	Buses	M/C	Cycle	Total	Cars	LGV	OGV1	OGV2	Buses	M/C	Cycle	Total	Cars	LGV	OGV1	OGV2	Buses	M/C	Cycle	Total
07:00	0	0	0	0	0	0	0	0	0	0	0	0	0	0	0	0	6	1	0	0	0	0	0	7
07:15	0	0	0	0	0	0	0	0	0	0	0	0	0	0	0	0	5	2	0	0	0	0	1	8
07:30	0	0	0	0	0	0	0	0	0	0	0	0	0	0	0	0	9	2	0	0	0	0	0	11
07:45	0	0	0	0	0	0	0	0	0	0	0	0	0	0	0	0	4	2	0	0	0	0	1	7
08:00	0	0	0	0	0	0	0	0	0	0	0	0	0	0	0	0	11	6	0	0	0	0	2	19
08:15	0	1	0	0	0	0	0	1	0	0	0	0	0	0	0	1	7	0	0	0	0	0	7	
08:30	0	0	0	0	0	0	0	0	0	0	0	0	0	0	0	0	18	5	0	0	0	0	0	23
08:45	0	0	0	0	0	0	0	0	0	0	0	0	0	0	0	0	13	2	0	0	0	0	1	16
09:00	0	0	0	0	0	0	0	0	0	0	0	0	0	0	0	0	11	1	0	0	0	0	0	12
09:15	0	0	0	0	0	0	0	0	0	0	0	0	0	0	0	0	11	4	0	0	0	0	0	15
09:30	0	0	0	0	0	0	0	0	0	0	0	0	0	0	0	0	8	2	1	0	0	0	0	11
09:45	0	0	0	0	0	0	0	0	0	0	0	0	0	0	0	0	9	4	0	0	0	0	0	13
16:00	0	0	0	0	0	0	0	0	0	0	0	0	0	0	0	0	11	4	0	0	0	0	1	16
16:15	0	0	0	0	0	0	0	0	0	0	0	0	0	0	0	0	7	5	0	0	0	0	0	12
16:30	0	0	0	0	0	0	0	0	0	0	0	0	0	0	0	0	15	0	0	0	0	1	0	16
16:45	0	0	0	0	0	0	0	0	0	0	0	0	0	0	0	0	7	0	0	0	0	0	1	8
17:00	0	0	0	0	0	0	0	0	0	0	0	0	0	0	0	0	13	0	0	0	0	0	0	13
17:15	0	0	0	0	0	0	0	0	0	0	0	0	0	0	0	0	14	0	0	0	0	0	0	14
17:30	0	2	0	0	0	0	0	2	0	0	0	0	0	0	0	2	15	0	0	0	0	0	1	16
17:45	0	0	0	0	0	0	0	0	0	0	0	0	0	0	0	0	5	0	0	0	0	0	0	5
18:00	0	0	0	0	0	0	0	0	0	0	0	0	0	0	0	0	10	3	0	0	0	0	0	13
18:15	0	0	0	0	0	0	0	0	0	0	0	0	0	0	0	0	6	1	0	0	0	0	0	7
18:30	0	1	0	0	0	0	0	1	0	0	0	0	0	0	0	1	4	0	0	0	0	0	0	4
18:45	0	0	0	0	0	0	0	0	0	0	0	0	0	0	0	0	4	1	0	0	0	0	0	5
Start Time	Rolling Hour								Rolling Hour								Rolling Hour							
	Cars	LGV	OGV1	OGV2	Buses	M/C	Cycle	Total	Cars	LGV	OGV1	OGV2	Buses	M/C	Cycle	Total	Cars	LGV	OGV1	OGV2	Buses	M/C	Cycle	Total
07:00	0	0	0	0	0	0	0	0	0	0	0	0	0	0	0	0	24	7	0	0	0	0	2	33
07:15	0	0	0	0	0	0	0	0	0	0	0	0	0	0	0	0	29	12	0	0	0	0	4	45
07:30	0	0	0	0	0	0	0	0	1	0	0	0	0	0	0	1	31	10	0	0	0	0	3	44
07:45	0	0	0	0	0	0	0	0	1	0	0	0	0	0	0	1	40	13	0	0	0	0	3	56
08:00	0	0	0	0	0	0	0	0	1	0	0	0	0	0	0	1	49	13	0	0	0	0	3	65
08:15	0	0	0	0	0	0	0	0	1	0	0	0	0	0	0	1	49	8	0	0	0	0	1	58
08:30	0	0	0	0	0	0	0	0	0	0	0	0	0	0	0	0	53	12	0	0	0	0	1	66
08:45	0	0	0	0	0	0	0	0	0	0	0	0	0	0	0	0	43	9	1	0	0	0	1	54
09:00	0	0	0	0	0	0	0	0	0	0	0	0	0	0	0	0	39	11	1	0	0	0	0	51
16:00	0	0	0	0	0	0	0	0	0	0	0	0	0	0	0	0	40	9	0	0	0	1	2	52
16:15	0	0	0	0	0	0	0	0	0	0	0	0	0	0	0	0	42	5	0	0	0	1	1	49
16:30	0	0	0	0	0	0	0	0	0	0	0	0	0	0	0	0	49	0	0	0	0	1	1	51
16:45	0	0	0	0	0	0	0	0	2	0	0	0	0	0	0	2	49	0	0	0	0	0	2	51
17:00	0	0	0	0	0	0	0	0	2	0	0	0	0	0	0	2	47	0	0	0	0	0	1	48
17:15	0	0	0	0	0	0	0	0	2	0	0	0	0	0	0	2	44	3	0	0	0	0	1	48
17:30	0	0	0	0	0	0	0	0	2	0	0	0	0	0	0	2	36	4	0	0	0	0	1	41
17:45	0	0	0	0	0	0	0	0	1	0	0	0	0	0	0	1	25	4	0	0	0	0	0	29
18:00	0	0	0	0	0	0	0	0	1	0	0	0	0	0	0	1	24	5	0	0	0	0	0	29

# Intelligent Data Collection Limited



Client: Mott McDonald  
 Project Number: ID06180  
 Junction Number: Site 21

Date of Survey: 07.12.2021  
 Junction Name: High Ditch Road / Low Fen Drove Way  
 Junction Type: T-Junction

Arm A: Low Fen Drove Way (N)  
 Arm B: High Ditch Road (E)

Arm C: High Ditch Road (W)

Time	C1 to C								C1 to B								C1 to A							
	Cars	LGV	OGV1	OGV2	Buses	M/C	Cycle	Total	Cars	LGV	OGV1	OGV2	Buses	M/C	Cycle	Total	Cars	LGV	OGV1	OGV2	Buses	M/C	Cycle	Total
07:00								0	8	1	0	0	0	0	1	10	0	0	0	0	0	0	0	0
07:15								0	11	4	0	0	0	0	0	15	0	0	0	0	0	0	0	0
07:30								0	11	3	0	0	0	0	0	14	0	0	0	0	0	0	0	0
07:45								0	20	10	0	0	0	0	1	31	0	0	0	0	0	0	0	0
08:00								0	14	2	0	0	0	0	0	16	0	0	0	0	0	0	0	0
08:15								0	44	4	0	0	0	0	0	48	0	0	0	0	0	0	0	0
08:30								0	35	5	0	0	0	0	0	40	0	0	0	0	0	0	0	0
08:45								0	13	3	0	0	0	0	2	18	0	0	0	0	0	0	0	0
09:00								0	13	2	0	0	0	0	0	15	1	0	0	0	0	0	0	1
09:15								0	8	0	0	0	0	0	0	8	0	0	0	0	0	0	0	0
09:30								0	3	2	0	0	0	0	0	5	0	0	0	0	0	0	0	0
09:45								0	9	1	0	0	0	0	0	10	0	0	0	0	0	0	0	0
16:00								0	8	4	0	0	0	0	0	12	1	0	0	0	0	0	0	1
16:15								0	10	4	0	0	0	0	0	14	0	0	0	0	0	0	0	0
16:30								0	13	2	0	0	0	0	0	15	0	0	0	0	0	0	0	0
16:45								0	8	0	0	0	0	0	0	8	0	0	0	0	0	0	0	0
17:00								0	21	0	0	0	0	0	0	21	0	0	0	0	0	0	0	0
17:15								0	11	0	0	0	0	0	1	12	0	0	0	0	0	0	0	0
17:30								0	10	1	0	0	0	0	0	11	0	0	0	0	0	0	0	0
17:45								0	8	0	0	0	0	0	0	8	0	0	0	0	0	0	0	0
18:00								0	7	0	0	0	0	0	0	7	1	0	0	0	0	0	0	1
18:15								0	11	0	0	0	0	0	0	11	0	0	0	0	0	0	0	0
18:30								0	6	0	0	0	0	0	0	6	0	0	0	0	0	0	0	0
18:45								0	5	1	0	0	0	0	0	6	0	0	0	0	0	0	0	0
Start Time	Rolling Hour								Rolling Hour								Rolling Hour							
	Cars	LGV	OGV1	OGV2	Buses	M/C	Cycle	Total	Cars	LGV	OGV1	OGV2	Buses	M/C	Cycle	Total	Cars	LGV	OGV1	OGV2	Buses	M/C	Cycle	Total
07:00	0	0	0	0	0	0	0	0	50	18	0	0	0	0	2	70	0	0	0	0	0	0	0	0
07:15	0	0	0	0	0	0	0	0	56	19	0	0	0	0	1	76	0	0	0	0	0	0	0	0
07:30	0	0	0	0	0	0	0	0	89	19	0	0	0	0	1	109	0	0	0	0	0	0	0	0
07:45	0	0	0	0	0	0	0	0	113	21	0	0	0	0	1	135	0	0	0	0	0	0	0	0
08:00	0	0	0	0	0	0	0	0	106	14	0	0	0	0	2	122	0	0	0	0	0	0	0	0
08:15	0	0	0	0	0	0	0	0	105	14	0	0	0	0	2	121	1	0	0	0	0	0	0	1
08:30	0	0	0	0	0	0	0	0	69	10	0	0	0	0	2	81	1	0	0	0	0	0	0	1
08:45	0	0	0	0	0	0	0	0	37	7	0	0	0	0	2	46	1	0	0	0	0	0	0	1
09:00	0	0	0	0	0	0	0	0	33	5	0	0	0	0	0	38	1	0	0	0	0	0	0	1
16:00	0	0	0	0	0	0	0	0	39	10	0	0	0	0	0	49	1	0	0	0	0	0	0	1
16:15	0	0	0	0	0	0	0	0	52	6	0	0	0	0	0	58	0	0	0	0	0	0	0	0
16:30	0	0	0	0	0	0	0	0	53	2	0	0	0	0	1	56	0	0	0	0	0	0	0	0
16:45	0	0	0	0	0	0	0	0	50	1	0	0	0	0	1	52	0	0	0	0	0	0	0	0
17:00	0	0	0	0	0	0	0	0	50	1	0	0	0	0	1	52	0	0	0	0	0	0	0	0
17:15	0	0	0	0	0	0	0	0	36	1	0	0	0	0	1	38	1	0	0	0	0	0	0	1
17:30	0	0	0	0	0	0	0	0	36	1	0	0	0	0	0	37	1	0	0	0	0	0	0	1
17:45	0	0	0	0	0	0	0	0	32	0	0	0	0	0	0	32	1	0	0	0	0	0	0	1
18:00	0	0	0	0	0	0	0	0	29	1	0	0	0	0	0	30	1	0	0	0	0	0	0	1

# Intelligent Data Collection Limited



**Client:** Mott McDonald  
**Project Number:** ID06180  
**Junction Number:** Site 21

**Date of Survey:** 07.12.2021  
**Junction Name:** High Ditch Road / Low Fen Drove Way  
**Junction Type:** T-Junction

**Arm A:** Low Fen Drove Way (N)  
**Arm B:** High Ditch Road (E)  
**Arm C:** High Ditch Road (W)

PCU Summary									
Time	A1 to A	A1 to C	A1 to B	B1 to B	B1 to A	B1 to C	C1 to C	C1 to B	C1 to A
07:00	0	0	0	0	0	7	0	9	0
07:15	0	0	0	0	0	7	0	15	0
07:30	0	0	0	0	0	11	0	14	0
07:45	0	0	0	0	0	6	0	30	0
08:00	0	0	0	0	0	17	0	16	0
08:15	0	1	0	0	1	7	0	48	0
08:30	0	0	0	0	0	23	0	40	0
08:45	0	0	0	0	0	15	0	16	0
09:00	0	0	0	0	0	12	0	15	1
09:15	0	0	0	0	0	15	0	8	0
09:30	0	1	0	0	0	12	0	5	0
09:45	0	0	0	0	0	13	0	10	0
16:00	0	0	0	0	0	15	0	12	1
16:15	0	1	0	0	0	12	0	14	0
16:30	0	0	0	0	0	15	0	15	0
16:45	0	0	0	0	0	7	0	8	0
17:00	0	0	0	0	0	13	0	21	0
17:15	0	0	0	0	0	14	0	11	0
17:30	0	0	0	0	2	15	0	11	0
17:45	0	2	0	0	0	5	0	8	0
18:00	0	0	0	0	0	13	0	7	1
18:15	0	0	0	0	0	7	0	11	0
18:30	0	1	0	0	1	4	0	6	0
18:45	0	0	0	0	0	5	0	6	0
Start Time	Rolling Hour								
07:00	0	0	0	0	0	31	0	68	0
07:15	0	0	0	0	0	42	0	75	0
07:30	0	1	0	0	1	42	0	108	0
07:45	0	1	0	0	1	54	0	134	0
08:00	0	1	0	0	1	63	0	120	0
08:15	0	1	0	0	1	57	0	119	1
08:30	0	0	0	0	0	65	0	79	1
08:45	0	1	0	0	0	54	0	44	1
09:00	0	1	0	0	0	52	0	38	1
16:00	0	1	0	0	0	50	0	49	1
16:15	0	1	0	0	0	48	0	58	0
16:30	0	0	0	0	0	50	0	55	0
16:45	0	0	0	0	2	49	0	51	0
17:00	0	2	0	0	2	47	0	51	0
17:15	0	2	0	0	2	47	0	37	1
17:30	0	2	0	0	2	40	0	37	1
17:45	0	3	0	0	1	29	0	32	1
18:00	0	1	0	0	1	29	0	30	1

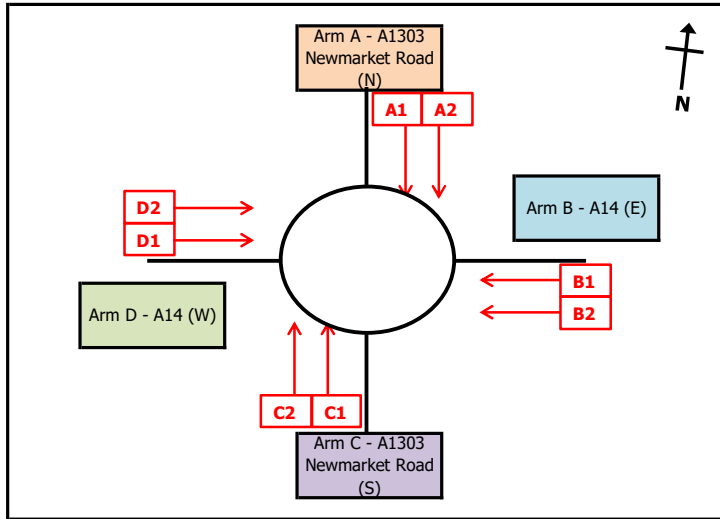
# Intelligent Data Collection Limited



**Client:** Mott McDonald      **Date of Survey:** 07.12.2021  
**Project Number:** ID06180      **Junction Name:** A14 J35  
**Junction Number:** Site 22      **Junction Type:** 4-arm Roundabout

X Coordinate	Y Coordinate	Google Maps Link
52.214207	0.216069	<a href="#">Click Here</a>
AM Peak Conditions	PM Peak Conditions	
Clear	Showers	

## Junction Layout

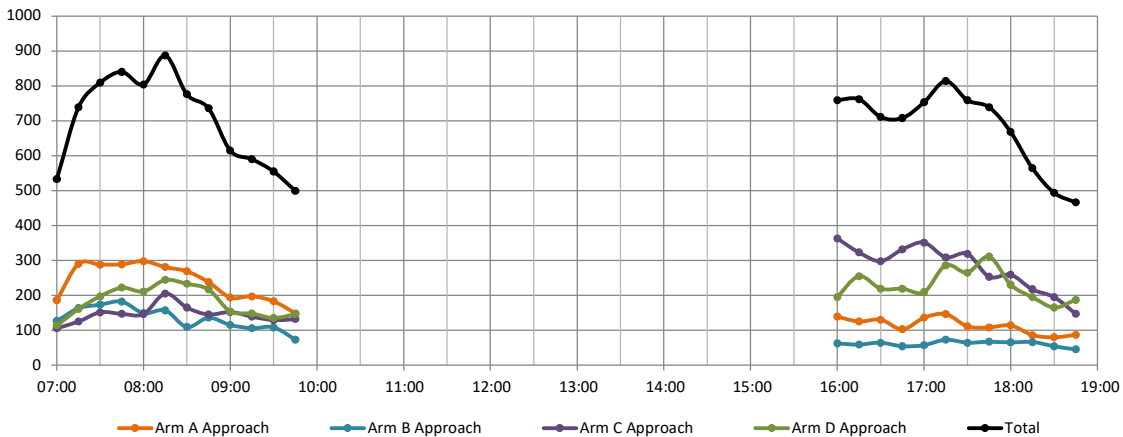


## Aerial Mapping and On-site Camera View



## Junction Flow Profile

Arm Approach Flows (All Vehicles)



**Additional Notes (Factors which may impact on survey results such as accidents, roadworks, special events):**

# Intelligent Data Collection Limited



Client: Mott McDonald  
 Project Number: ID06180  
 Junction Number: Site 22  
 Date of Survey: 07.12.2021  
 Junction Name: A14 J35  
 Junction Type: 4-arm Roundabout

Arm A: A1303 Newmarket Road (N)  
 Arm B: A14 (E)  
 Arm C: A1303 Newmarket Road (S)  
 Arm D: A14 (W)

Time	A1 to A								A1 to D								A1 to C							
	Cars	LGV	OGV1	OGV2	Buses	M/C	Cycle	Total	Cars	LGV	OGV1	OGV2	Buses	M/C	Cycle	Total	Cars	LGV	OGV1	OGV2	Buses	M/C	Cycle	Total
07:00	0	0	0	0	0	0	0	0	49	16	1	0	0	0	0	66	0	0	0	0	0	0	0	0
07:15	0	0	0	0	0	0	0	0	72	38	0	2	0	1	0	113	1	0	0	0	0	1	0	2
07:30	0	0	0	0	0	0	0	0	105	26	0	3	1	0	0	135	0	0	0	0	0	0	0	0
07:45	0	0	0	0	0	0	0	0	116	28	2	1	1	0	0	148	0	1	0	0	0	0	0	1
08:00	1	0	0	0	0	0	0	1	127	20	1	1	1	1	0	151	0	1	0	0	0	0	0	1
08:15	0	0	0	0	0	0	0	0	135	18	1	2	2	0	0	158	1	0	0	0	0	0	0	1
08:30	0	0	0	0	0	0	0	0	121	25	0	1	1	1	0	149	1	0	0	0	0	0	0	1
08:45	0	1	0	0	0	0	0	1	98	17	2	2	1	0	0	120	0	0	0	0	0	0	0	0
09:00	1	0	0	0	0	0	0	1	76	11	2	2	1	0	0	92	0	1	0	0	0	0	0	1
09:15	0	0	0	0	0	0	0	0	70	10	2	3	1	0	0	86	0	0	0	0	0	1	0	1
09:30	0	0	0	0	0	0	0	0	68	15	2	1	0	0	0	86	1	0	0	0	0	0	0	1
09:45	1	0	0	0	0	0	0	1	54	8	0	0	1	0	0	63	0	0	0	0	0	0	0	0
16:00	0	0	0	0	0	0	0	0	40	14	0	0	1	0	0	55	1	0	0	0	0	0	0	1
16:15	0	0	0	0	0	0	0	0	54	8	1	1	0	0	0	64	0	2	0	0	0	0	0	2
16:30	0	0	0	0	0	0	0	0	57	10	1	0	0	0	0	68	0	0	0	0	0	0	0	0
16:45	1	0	0	0	0	0	0	1	51	7	0	1	0	0	0	59	1	0	0	0	0	0	0	1
17:00	0	0	0	0	0	0	0	0	56	9	0	0	0	0	0	65	0	1	0	0	0	0	0	1
17:15	0	0	0	0	0	0	0	0	64	4	1	0	0	0	0	69	2	0	0	0	0	0	0	2
17:30	0	0	0	0	0	0	0	0	56	5	0	0	2	0	0	63	0	0	0	0	0	0	0	0
17:45	0	0	0	0	0	0	0	0	53	8	0	1	0	0	0	62	0	0	0	0	0	0	0	0
18:00	1	0	0	0	0	0	0	1	53	4	0	0	0	0	0	57	1	0	0	0	0	0	0	1
18:15	0	0	0	0	0	0	0	0	36	7	0	0	0	1	0	44	0	0	0	0	0	0	0	0
18:30	0	0	0	0	0	0	0	0	26	5	0	0	0	0	0	31	0	0	0	0	0	0	0	0
18:45	0	0	0	0	0	0	0	0	37	6	0	0	0	0	0	43	0	1	0	0	0	0	0	1
Start Time	Rolling Hour								Rolling Hour								Rolling Hour							
	Cars	LGV	OGV1	OGV2	Buses	M/C	Cycle	Total	Cars	LGV	OGV1	OGV2	Buses	M/C	Cycle	Total	Cars	LGV	OGV1	OGV2	Buses	M/C	Cycle	Total
07:00	0	0	0	0	0	0	0	0	342	108	3	6	2	1	0	462	1	1	0	0	0	1	0	3
07:15	1	0	0	0	0	0	0	1	420	112	3	7	3	2	0	547	1	2	0	0	0	1	0	4
07:30	1	0	0	0	0	0	0	1	483	92	4	7	5	1	0	592	1	2	0	0	0	0	0	3
07:45	1	0	0	0	0	0	0	1	499	91	4	5	5	2	0	606	2	2	0	0	0	0	0	4
08:00	1	1	0	0	0	0	0	2	481	80	4	6	5	2	0	578	2	1	0	0	0	0	0	3
08:15	1	1	0	0	0	0	0	2	430	71	5	7	5	1	0	519	2	1	0	0	0	0	0	3
08:30	1	1	0	0	0	0	0	2	365	63	6	8	4	1	0	447	1	1	0	0	0	1	0	3
08:45	1	1	0	0	0	0	0	2	312	53	8	8	3	0	0	384	1	1	0	0	0	1	0	3
09:00	2	0	0	0	0	0	0	2	268	44	6	6	3	0	0	327	1	1	0	0	0	1	0	3
16:00	1	0	0	0	0	0	0	1	202	39	2	2	1	0	0	246	2	2	0	0	0	0	0	4
16:15	1	0	0	0	0	0	0	1	218	34	2	2	0	0	0	256	1	3	0	0	0	0	0	4
16:30	1	0	0	0	0	0	0	1	228	30	2	1	0	0	0	261	3	1	0	0	0	0	0	4
16:45	1	0	0	0	0	0	0	1	227	25	1	1	2	0	0	256	3	1	0	0	0	0	0	4
17:00	0	0	0	0	0	0	0	0	229	26	1	1	2	0	0	259	2	1	0	0	0	0	0	3
17:15	1	0	0	0	0	0	0	1	226	21	1	1	2	0	0	251	3	0	0	0	0	0	0	3
17:30	1	0	0	0	0	0	0	1	198	24	0	1	2	1	0	226	1	0	0	0	0	0	0	1
17:45	1	0	0	0	0	0	0	1	168	24	0	1	0	1	0	194	1	0	0	0	0	0	0	1
18:00	1	0	0	0	0	0	0	1	152	22	0	0	0	1	0	175	1	1	0	0	0	0	0	2

# Intelligent Data Collection Limited



Client: Mott McDonald  
 Project Number: ID06180  
 Junction Number: Site 22  
 Date of Survey: 07.12.2021  
 Junction Name: A14 J35  
 Junction Type: 4-arm Roundabout

Arm A: A1303 Newmarket Road (N)  
 Arm B: A14 (E)  
 Arm C: A1303 Newmarket Road (S)  
 Arm D: A14 (W)

Time	A1 to B								A2 to A								A2 to D							
	Cars	LGV	OGV1	OGV2	Buses	M/C	Cycle	Total	Cars	LGV	OGV1	OGV2	Buses	M/C	Cycle	Total	Cars	LGV	OGV1	OGV2	Buses	M/C	Cycle	Total
07:00	0	0	0	0	0	0	0	0	0	0	0	0	0	0	0	0	0	0	0	0	0	0	0	0
07:15	0	0	0	0	0	0	0	0	0	0	0	0	0	0	0	0	0	0	0	0	0	0	0	0
07:30	0	0	0	0	0	0	0	0	0	0	0	0	0	0	0	0	0	0	0	0	0	0	0	0
07:45	0	0	0	0	0	0	0	0	0	0	0	0	0	0	0	0	0	0	0	0	0	0	0	0
08:00	0	0	0	0	0	0	0	0	0	0	0	0	0	0	0	0	0	0	0	0	0	0	0	0
08:15	0	0	0	0	0	0	0	0	0	0	0	0	0	0	0	0	0	0	0	0	0	0	0	0
08:30	0	0	0	0	0	0	0	0	0	0	0	0	0	0	0	0	0	0	0	0	0	0	0	0
08:45	0	0	0	0	0	0	0	0	0	0	0	0	0	0	0	0	1	0	0	0	0	0	0	1
09:00	0	0	0	0	0	0	0	0	0	0	0	0	0	0	0	0	0	0	0	0	0	0	0	0
09:15	0	0	0	0	0	0	0	0	0	0	0	0	0	0	0	0	0	0	0	0	0	0	0	0
09:30	0	0	0	0	0	0	0	0	0	0	0	0	0	0	0	0	0	0	0	0	0	0	0	0
09:45	0	0	0	0	0	0	0	0	0	0	0	0	0	0	0	0	0	0	0	0	0	0	0	0
16:00	0	0	0	0	0	0	0	0	0	0	0	0	0	0	0	0	1	0	0	0	0	0	0	1
16:15	0	0	0	0	0	0	0	0	0	0	0	0	0	0	0	0	0	0	0	0	0	0	0	0
16:30	0	0	0	0	0	0	0	0	0	0	0	0	0	0	0	0	0	1	0	0	0	0	0	1
16:45	0	0	0	0	0	0	0	0	0	0	0	0	0	0	0	0	0	0	0	0	0	0	0	0
17:00	0	0	0	0	0	0	0	0	0	0	0	0	0	0	0	0	1	1	0	0	0	0	0	2
17:15	0	0	0	0	0	0	0	0	0	0	0	0	0	0	0	0	0	0	0	0	0	0	0	0
17:30	0	0	0	0	0	0	0	0	0	0	0	0	0	0	0	0	0	0	0	0	0	0	0	0
17:45	0	0	0	0	0	0	0	0	0	0	0	0	0	0	0	0	0	0	0	0	0	0	0	0
18:00	0	0	0	0	0	0	0	0	0	0	0	0	0	0	0	0	1	0	0	0	0	0	0	1
18:15	0	0	0	0	0	0	0	0	0	0	0	0	0	0	0	0	0	0	0	0	0	0	0	0
18:30	0	0	0	0	0	0	0	0	0	0	0	0	0	0	0	0	0	0	0	0	0	0	0	0
18:45	0	0	0	0	0	0	0	0	0	0	0	0	0	0	0	0	0	1	0	0	0	0	0	1
Start Time	Rolling Hour								Rolling Hour								Rolling Hour							
Total	Total								Total								Total							
07:00	0	0	0	0	0	0	0	0	0	0	0	0	0	0	0	0	0	0	0	0	0	0	0	0
07:15	0	0	0	0	0	0	0	0	0	0	0	0	0	0	0	0	0	0	0	0	0	0	0	0
07:30	0	0	0	0	0	0	0	0	0	0	0	0	0	0	0	0	0	0	0	0	0	0	0	0
07:45	0	0	0	0	0	0	0	0	0	0	0	0	0	0	0	0	0	0	0	0	0	0	0	0
08:00	0	0	0	0	0	0	0	0	0	0	0	0	0	0	0	0	1	0	0	0	0	0	0	1
08:15	0	0	0	0	0	0	0	0	0	0	0	0	0	0	0	0	1	0	0	0	0	0	0	1
08:30	0	0	0	0	0	0	0	0	0	0	0	0	0	0	0	0	1	0	0	0	0	0	0	1
08:45	0	0	0	0	0	0	0	0	0	0	0	0	0	0	0	0	1	0	0	0	0	0	0	1
09:00	0	0	0	0	0	0	0	0	0	0	0	0	0	0	0	0	0	0	0	0	0	0	0	0
16:00	0	0	0	0	0	0	0	0	0	0	0	0	0	0	0	0	1	1	0	0	0	0	0	2
16:15	0	0	0	0	0	0	0	0	0	0	0	0	0	0	0	0	1	2	0	0	0	0	0	3
16:30	0	0	0	0	0	0	0	0	0	0	0	0	0	0	0	0	1	2	0	0	0	0	0	3
16:45	0	0	0	0	0	0	0	0	0	0	0	0	0	0	0	0	1	1	0	0	0	0	0	2
17:00	0	0	0	0	0	0	0	0	0	0	0	0	0	0	0	0	1	1	0	0	0	0	0	2
17:15	0	0	0	0	0	0	0	0	0	0	0	0	0	0	0	0	1	0	0	0	0	0	0	1
17:30	0	0	0	0	0	0	0	0	0	0	0	0	0	0	0	0	1	0	0	0	0	0	0	1
17:45	0	0	0	0	0	0	0	0	0	0	0	0	0	0	0	0	1	0	0	0	0	0	0	1
18:00	0	0	0	0	0	0	0	0	0	0	0	0	0	0	0	0	1	1	0	0	0	0	0	2

# Intelligent Data Collection Limited



Client: Mott McDonald  
 Project Number: ID06180  
 Junction Number: Site 22  
 Date of Survey: 07.12.2021  
 Junction Name: A14 J35  
 Junction Type: 4-arm Roundabout

Arm A: A1303 Newmarket Road (N)  
 Arm B: A14 (E)  
 Arm C: A1303 Newmarket Road (S)  
 Arm D: A14 (W)

Time	A2 to C								A2 to B								B1 to B							
	Cars	LGV	OGV1	OGV2	Buses	M/C	Cycle	Total	Cars	LGV	OGV1	OGV2	Buses	M/C	Cycle	Total	Cars	LGV	OGV1	OGV2	Buses	M/C	Cycle	Total
07:00	96	22	0	1	1	0	0	120	0	0	0	0	0	0	0	0	0	0	0	0	0	0	0	0
07:15	135	29	0	0	2	3	1	170	2	3	0	0	0	0	0	5	0	1	0	0	0	0	0	1
07:30	125	19	1	0	1	3	0	149	4	0	0	0	0	0	4	0	0	0	0	0	0	0	0	0
07:45	114	22	0	0	0	0	0	136	3	1	0	0	0	0	4	0	0	0	0	0	0	0	0	0
08:00	125	13	0	0	2	0	0	140	4	1	0	0	0	0	5	0	1	0	0	0	0	0	0	1
08:15	108	9	1	0	0	2	0	120	2	0	0	0	0	0	2	1	1	0	0	0	0	0	0	2
08:30	97	17	1	0	1	0	0	116	2	0	1	0	0	0	3	0	0	0	0	0	0	0	0	0
08:45	101	10	3	0	0	1	0	115	1	0	0	0	0	0	1	0	0	0	0	0	0	0	0	0
09:00	91	5	2	0	0	1	0	99	1	0	0	0	0	0	1	0	0	0	0	0	0	0	0	0
09:15	96	12	1	0	0	0	0	109	0	1	0	0	0	0	1	0	0	0	0	0	0	0	0	0
09:30	79	12	2	0	2	0	0	95	1	0	0	0	0	0	1	0	0	0	0	0	0	0	0	0
09:45	74	7	0	0	1	0	0	82	2	0	0	0	0	0	2	0	0	0	0	0	0	0	0	0
16:00	67	9	0	0	0	0	0	76	4	2	0	0	0	0	6	0	0	0	0	0	0	0	0	0
16:15	39	13	1	0	1	0	0	54	4	1	0	0	0	0	5	0	0	0	0	0	0	0	0	0
16:30	48	9	1	0	0	0	0	58	1	2	0	0	0	0	3	0	0	0	0	0	0	0	0	0
16:45	33	7	0	0	1	0	0	41	1	0	0	0	0	0	1	0	0	0	0	0	0	0	0	0
17:00	59	4	0	0	1	0	0	64	4	0	0	0	0	0	4	0	0	0	1	0	0	0	0	1
17:15	67	5	0	0	0	1	0	73	2	0	0	0	0	0	2	0	1	0	0	0	0	0	0	1
17:30	43	5	0	0	0	0	0	48	0	0	0	0	0	0	0	0	1	0	0	0	0	0	0	1
17:45	36	8	0	0	0	0	0	44	2	0	0	0	0	0	2	0	0	0	0	0	0	0	0	0
18:00	48	3	0	0	2	0	0	53	1	0	0	0	0	0	1	0	0	0	0	0	0	0	0	0
18:15	38	2	0	0	1	0	0	41	1	0	0	0	0	0	1	0	0	0	0	0	0	0	0	0
18:30	45	2	0	0	1	0	0	48	1	0	0	0	0	0	1	0	0	0	0	0	0	0	0	0
18:45	38	2	0	0	1	0	0	41	1	0	0	0	0	0	1	0	0	0	0	0	0	0	0	0
Start Time	Rolling Hour								Rolling Hour								Rolling Hour							
	Cars	LGV	OGV1	OGV2	Buses	M/C	Cycle	Total	Cars	LGV	OGV1	OGV2	Buses	M/C	Cycle	Total	Cars	LGV	OGV1	OGV2	Buses	M/C	Cycle	Total
07:00	470	92	1	1	4	6	1	575	9	4	0	0	0	0	13	0	1	0	0	0	0	0	0	1
07:15	499	83	1	0	5	6	1	595	13	5	0	0	0	0	18	0	2	0	0	0	0	0	0	2
07:30	472	63	2	0	3	5	0	545	13	2	0	0	0	0	15	1	2	0	0	0	0	0	0	3
07:45	444	61	2	0	3	2	0	512	11	2	1	0	0	0	14	1	2	0	0	0	0	0	0	3
08:00	431	49	5	0	3	3	0	491	9	1	1	0	0	0	11	1	2	0	0	0	0	0	0	3
08:15	397	41	7	0	1	4	0	450	6	0	1	0	0	0	7	1	1	0	0	0	0	0	0	2
08:30	385	44	7	0	1	2	0	439	4	1	1	0	0	0	6	0	0	0	0	0	0	0	0	0
08:45	367	39	8	0	2	2	0	418	3	1	0	0	0	0	4	0	0	0	0	0	0	0	0	0
09:00	340	36	5	0	3	1	0	385	4	1	0	0	0	0	5	0	0	0	0	0	0	0	0	0
16:00	187	38	2	0	2	0	0	229	10	5	0	0	0	0	15	0	0	0	0	0	0	0	0	0
16:15	179	33	2	0	3	0	0	217	10	3	0	0	0	0	13	0	0	0	1	0	0	0	0	1
16:30	207	25	1	0	2	1	0	236	8	2	0	0	0	0	10	0	1	0	1	0	0	0	0	2
16:45	202	21	0	0	2	1	0	226	7	0	0	0	0	0	7	0	2	0	1	0	0	0	0	3
17:00	205	22	0	0	1	1	0	229	8	0	0	0	0	0	8	0	2	0	1	0	0	0	0	3
17:15	194	21	0	0	2	1	0	218	5	0	0	0	0	0	5	0	2	0	0	0	0	0	0	2
17:30	165	18	0	0	3	0	0	186	4	0	0	0	0	0	4	0	1	0	0	0	0	0	0	1
17:45	167	15	0	0	4	0	0	186	5	0	0	0	0	0	5	0	0	0	0	0	0	0	0	0
18:00	169	9	0	0	5	0	0	183	4	0	0	0	0	0	4	0	0	0	0	0	0	0	0	0

# Intelligent Data Collection Limited



Client: Mott McDonald  
 Project Number: ID06180  
 Junction Number: Site 22  
 Date of Survey: 07.12.2021  
 Junction Name: A14 J35  
 Junction Type: 4-arm Roundabout

Arm A: A1303 Newmarket Road (N)  
 Arm B: A14 (E)  
 Arm C: A1303 Newmarket Road (S)  
 Arm D: A14 (W)

Time	B1 to A								B1 to D								B1 to C							
	Cars	LGV	OGV1	OGV2	Buses	M/C	Cycle	Total	Cars	LGV	OGV1	OGV2	Buses	M/C	Cycle	Total	Cars	LGV	OGV1	OGV2	Buses	M/C	Cycle	Total
07:00	0	0	0	0	0	0	0	0	1	0	0	0	0	0	0	1	0	0	0	0	0	0	0	0
07:15	2	0	0	0	0	0	2	2	0	0	0	0	0	0	0	0	0	0	0	0	0	0	0	0
07:30	3	0	0	0	0	0	3	3	0	0	0	0	0	0	0	0	0	0	0	0	0	0	0	0
07:45	3	0	1	0	0	0	4	4	0	0	0	0	0	0	0	0	0	0	0	0	0	0	0	0
08:00	1	0	0	0	0	0	1	1	0	0	0	0	0	0	0	0	0	0	0	0	0	0	0	0
08:15	8	2	0	0	0	0	10	10	1	0	0	0	0	0	0	1	0	1	0	0	0	0	0	1
08:30	6	1	0	0	0	0	7	7	0	0	0	0	0	0	0	0	0	0	0	0	0	0	0	0
08:45	3	2	1	0	0	0	6	6	0	0	0	0	0	0	0	0	0	0	0	0	0	0	0	0
09:00	3	1	0	0	0	0	4	4	0	0	0	0	0	0	0	0	0	0	0	0	0	0	0	0
09:15	4	0	0	0	0	0	4	4	0	0	0	0	0	0	0	0	0	0	0	0	0	0	0	0
09:30	2	1	0	0	0	0	3	3	0	0	0	0	0	0	0	0	0	0	0	0	0	0	0	0
09:45	1	1	0	0	0	0	2	2	0	0	0	0	0	0	0	0	0	0	0	0	0	0	0	0
16:00	2	2	0	0	0	0	4	4	0	0	0	0	0	0	0	0	0	0	0	0	0	0	0	0
16:15	2	2	0	0	0	0	4	4	0	0	0	0	0	0	0	0	0	0	0	0	0	0	0	0
16:30	3	1	0	0	0	0	4	4	0	0	0	0	0	0	0	0	0	0	0	0	0	0	0	0
16:45	5	0	0	0	0	0	5	5	0	0	0	0	0	0	0	0	0	0	0	0	0	0	0	0
17:00	3	1	0	0	0	0	4	4	0	0	0	0	0	0	0	0	0	0	0	0	0	0	0	0
17:15	5	0	0	0	0	0	5	5	0	0	0	0	0	0	0	0	0	0	0	0	0	0	0	0
17:30	5	0	0	0	0	0	5	5	0	0	0	0	0	0	0	0	0	0	0	0	0	0	0	0
17:45	3	0	0	0	0	0	3	3	0	0	0	0	0	0	0	0	1	0	0	0	0	0	0	1
18:00	4	0	0	0	0	0	4	4	0	0	0	0	0	0	0	0	0	0	0	0	0	0	0	0
18:15	3	0	0	0	0	0	3	3	0	0	0	0	0	0	0	0	0	0	0	0	0	0	0	0
18:30	2	0	0	0	0	0	2	2	0	0	0	0	0	0	0	0	0	0	0	0	0	0	0	0
18:45	2	0	0	0	0	0	2	2	1	0	0	0	0	0	0	1	0	0	0	0	0	0	0	0
Start Time	Rolling Hour							Total	Rolling Hour							Total	Rolling Hour							Total
07:00	8	0	1	0	0	0	0	9	1	0	0	0	0	0	0	1	0	0	0	0	0	0	0	0
07:15	9	0	1	0	0	0	0	10	0	0	0	0	0	0	0	0	0	0	0	0	0	0	0	0
07:30	15	2	1	0	0	0	0	18	1	0	0	0	0	0	0	1	0	1	0	0	0	0	0	1
07:45	18	3	1	0	0	0	0	22	1	0	0	0	0	0	0	1	0	1	0	0	0	0	0	1
08:00	18	5	1	0	0	0	0	24	1	0	0	0	0	0	0	1	0	1	0	0	0	0	0	1
08:15	20	6	1	0	0	0	0	27	1	0	0	0	0	0	0	1	0	1	0	0	0	0	0	1
08:30	16	4	1	0	0	0	0	21	0	0	0	0	0	0	0	0	0	0	0	0	0	0	0	0
08:45	12	4	1	0	0	0	0	17	0	0	0	0	0	0	0	0	0	0	0	0	0	0	0	0
09:00	10	3	0	0	0	0	0	13	0	0	0	0	0	0	0	0	0	0	0	0	0	0	0	0
16:00	12	5	0	0	0	0	0	17	0	0	0	0	0	0	0	0	0	0	0	0	0	0	0	0
16:15	13	4	0	0	0	0	0	17	0	0	0	0	0	0	0	0	0	0	0	0	0	0	0	0
16:30	16	2	0	0	0	0	0	18	0	0	0	0	0	0	0	0	0	0	0	0	0	0	0	0
16:45	18	1	0	0	0	0	0	19	0	0	0	0	0	0	0	0	0	0	0	0	0	0	0	0
17:00	16	1	0	0	0	0	0	17	0	0	0	0	0	0	0	0	1	0	0	0	0	0	0	1
17:15	17	0	0	0	0	0	0	17	0	0	0	0	0	0	0	0	1	0	0	0	0	0	0	1
17:30	15	0	0	0	0	0	0	15	0	0	0	0	0	0	0	0	1	0	0	0	0	0	0	1
17:45	12	0	0	0	0	0	0	12	0	0	0	0	0	0	0	0	1	0	0	0	0	0	0	1
18:00	11	0	0	0	0	0	0	11	1	0	0	0	0	0	0	1	0	0	0	0	0	0	0	0



# Intelligent Data Collection Limited



Client: Mott McDonald  
 Project Number: ID06180  
 Junction Number: Site 22  
 Date of Survey: 07.12.2021  
 Junction Name: A14 J35  
 Junction Type: 4-arm Roundabout

Arm A: A1303 Newmarket Road (N)  
 Arm B: A14 (E)  
 Arm C: A1303 Newmarket Road (S)  
 Arm D: A14 (W)

Time	B2 to B								B2 to A								B2 to D							
	Cars	LGV	OGV1	OGV2	Buses	M/C	Cycle	Total	Cars	LGV	OGV1	OGV2	Buses	M/C	Cycle	Total	Cars	LGV	OGV1	OGV2	Buses	M/C	Cycle	Total
07:00	0	0	0	0	0	0	0	0	0	0	0	0	0	0	0	0	0	0	0	0	0	0	0	0
07:15	0	0	0	0	0	0	0	0	0	0	0	0	0	0	0	0	0	0	0	0	0	0	0	0
07:30	0	0	0	0	0	0	0	0	0	0	0	0	0	0	0	0	0	0	0	0	0	0	0	0
07:45	0	0	0	0	0	0	0	0	0	0	0	0	0	0	0	0	1	0	0	0	0	0	0	1
08:00	0	0	0	0	0	0	0	0	0	0	0	0	0	0	0	0	0	0	0	0	0	0	0	0
08:15	0	0	0	0	0	0	0	0	0	0	0	0	0	0	0	0	0	0	0	0	0	0	0	0
08:30	0	0	0	0	0	0	0	0	0	0	0	0	0	0	0	0	0	0	0	0	0	0	0	0
08:45	0	0	0	0	0	0	0	0	0	0	0	0	0	0	0	0	0	0	0	0	0	0	0	0
09:00	0	0	0	0	0	0	0	0	0	0	0	0	0	0	0	0	0	0	0	0	0	0	0	0
09:15	0	0	0	0	0	0	0	0	0	0	0	0	0	0	0	0	0	0	0	0	0	0	0	0
09:30	0	0	0	0	0	0	0	0	0	0	0	0	0	0	0	1	1	0	0	0	0	0	0	2
09:45	0	0	0	0	0	0	0	0	0	0	0	0	0	0	0	0	0	0	0	0	0	0	0	0
16:00	0	0	0	0	0	0	0	0	0	0	0	0	0	0	0	1	0	0	0	0	0	0	0	1
16:15	0	0	0	0	0	0	0	0	0	0	0	0	0	0	0	0	0	0	0	0	0	0	0	0
16:30	0	0	0	0	0	0	0	0	0	0	0	0	0	0	0	0	0	0	0	0	0	0	0	0
16:45	0	0	0	0	0	0	0	0	0	0	0	0	0	0	0	0	0	0	0	0	0	0	0	0
17:00	0	0	0	0	0	0	0	0	0	0	0	0	0	0	0	0	0	0	0	0	0	0	0	0
17:15	0	0	0	0	0	0	0	0	0	1	0	0	0	0	0	1	0	0	0	0	0	0	0	0
17:30	0	0	0	0	0	0	0	0	0	0	0	0	0	0	0	0	0	0	0	0	0	0	0	0
17:45	0	0	0	0	0	0	0	0	0	0	0	0	0	0	0	0	0	0	0	0	0	0	0	0
18:00	1	0	0	0	0	0	0	1	0	0	0	0	0	0	0	0	0	0	0	0	0	0	0	0
18:15	0	0	0	0	0	0	0	0	0	0	0	0	0	0	0	1	0	0	0	0	0	0	0	1
18:30	0	0	0	0	0	0	0	0	0	0	0	0	0	0	0	0	0	0	0	0	0	0	0	0
18:45	0	0	0	0	0	0	0	0	0	0	0	0	0	0	0	0	0	0	0	0	0	0	0	0
Start Time	Rolling Hour								Rolling Hour								Rolling Hour							
	Cars	LGV	OGV1	OGV2	Buses	M/C	Cycle	Total	Cars	LGV	OGV1	OGV2	Buses	M/C	Cycle	Total	Cars	LGV	OGV1	OGV2	Buses	M/C	Cycle	Total
07:00	0	0	0	0	0	0	0	0	0	0	0	0	0	0	0	0	1	0	0	0	0	0	0	1
07:15	0	0	0	0	0	0	0	0	0	0	0	0	0	0	0	0	1	0	0	0	0	0	0	1
07:30	0	0	0	0	0	0	0	0	0	0	0	0	0	0	0	0	1	0	0	0	0	0	0	1
07:45	0	0	0	0	0	0	0	0	0	0	0	0	0	0	0	0	1	0	0	0	0	0	0	1
08:00	0	0	0	0	0	0	0	0	0	0	0	0	0	0	0	0	0	0	0	0	0	0	0	0
08:15	0	0	0	0	0	0	0	0	0	0	0	0	0	0	0	0	0	0	0	0	0	0	0	0
08:30	0	0	0	0	0	0	0	0	0	0	0	0	0	0	0	0	0	0	0	0	0	0	0	0
08:45	0	0	0	0	0	0	0	0	0	0	0	0	0	0	0	1	1	0	0	0	0	0	0	2
09:00	0	0	0	0	0	0	0	0	0	0	0	0	0	0	0	1	1	0	0	0	0	0	0	2
16:00	0	0	0	0	0	0	0	0	0	0	0	0	0	0	0	1	0	0	0	0	0	0	0	1
16:15	0	0	0	0	0	0	0	0	0	0	0	0	0	0	0	0	0	0	0	0	0	0	0	0
16:30	0	0	0	0	0	0	0	0	0	1	0	0	0	0	0	1	0	0	0	0	0	0	0	0
16:45	0	0	0	0	0	0	0	0	0	1	0	0	0	0	0	1	0	0	0	0	0	0	0	0
17:00	0	0	0	0	0	0	0	0	0	1	0	0	0	0	0	1	0	0	0	0	0	0	0	0
17:15	1	0	0	0	0	0	0	1	0	1	0	0	0	0	0	1	0	0	0	0	0	0	0	0
17:30	1	0	0	0	0	0	0	1	0	0	0	0	0	0	0	0	1	0	0	0	0	0	0	1
17:45	1	0	0	0	0	0	0	1	0	0	0	0	0	0	0	0	1	0	0	0	0	0	0	1
18:00	1	0	0	0	0	0	0	1	0	0	0	0	0	0	0	0	1	0	0	0	0	0	0	1

# Intelligent Data Collection Limited



Client: Mott McDonald  
 Project Number: ID06180  
 Junction Number: Site 22  
 Date of Survey: 07.12.2021  
 Junction Name: A14 J35  
 Junction Type: 4-arm Roundabout

Arm A: A1303 Newmarket Road (N)  
 Arm B: A14 (E)  
 Arm C: A1303 Newmarket Road (S)  
 Arm D: A14 (W)

Time	B2 to C								C1 to C								C1 to B							
	Cars	LGV	OGV1	OGV2	Buses	M/C	Cycle	Total	Cars	LGV	OGV1	OGV2	Buses	M/C	Cycle	Total	Cars	LGV	OGV1	OGV2	Buses	M/C	Cycle	Total
07:00	89	36	1	0	0	0	0	126	0	0	0	0	0	0	0	0	34	5	0	0	0	0	0	39
07:15	106	47	5	2	0	0	0	160	0	0	0	0	0	0	0	0	48	7	1	2	0	0	0	58
07:30	125	41	1	1	1	1	0	170	0	0	0	0	0	0	0	0	42	5	2	0	0	0	0	49
07:45	144	30	3	0	0	0	0	177	0	0	0	0	0	0	0	0	34	7	0	0	0	0	0	41
08:00	117	30	0	0	0	0	0	147	0	0	0	0	0	0	0	0	37	3	0	0	0	0	0	40
08:15	109	28	4	2	0	0	0	143	0	1	0	0	0	0	0	1	32	5	0	1	0	0	0	38
08:30	77	21	3	1	0	0	0	102	0	0	0	0	0	0	0	0	27	2	0	2	0	0	0	31
08:45	101	25	1	3	0	0	0	130	0	0	0	0	0	0	0	0	29	4	0	0	0	0	0	33
09:00	80	26	4	0	0	1	0	111	0	0	0	0	0	0	0	0	14	3	0	0	0	0	0	17
09:15	86	15	1	0	0	0	0	102	0	0	0	0	0	0	0	0	20	7	0	1	0	0	0	28
09:30	82	16	2	2	1	0	0	103	0	0	0	0	0	0	0	0	23	10	0	0	0	0	0	33
09:45	63	5	3	0	0	0	0	71	0	0	0	0	0	0	0	0	21	13	0	1	0	0	0	35
16:00	43	11	0	3	0	0	0	57	0	0	0	0	0	0	0	0	66	24	0	0	1	0	0	91
16:15	47	8	0	0	0	0	0	55	0	0	0	0	0	0	0	0	73	14	0	0	0	0	0	87
16:30	51	8	0	1	0	0	0	60	0	0	0	0	0	0	0	0	62	11	0	0	0	0	0	73
16:45	41	8	0	0	0	0	0	49	0	0	0	0	0	0	0	0	71	7	1	0	0	1	0	80
17:00	47	5	0	0	0	0	0	52	0	0	0	0	0	0	0	0	78	8	1	0	0	0	0	87
17:15	61	5	0	0	0	0	0	66	0	0	0	0	0	0	0	0	57	6	0	0	1	0	0	64
17:30	57	1	0	0	0	0	0	58	0	0	0	0	0	0	0	0	53	5	0	0	0	0	0	58
17:45	57	6	0	0	0	0	0	63	0	0	0	0	0	0	0	0	45	7	0	0	0	0	0	52
18:00	54	4	0	1	0	1	0	60	0	0	0	0	0	0	0	0	52	3	0	0	0	0	0	55
18:15	57	4	1	0	0	0	0	62	1	0	0	0	0	0	0	1	37	2	0	0	0	0	0	39
18:30	50	2	0	0	0	0	0	52	0	0	0	0	0	0	0	0	28	8	0	0	0	0	0	36
18:45	37	5	0	0	0	0	0	42	0	0	0	0	0	0	0	0	28	2	0	0	0	0	0	30
Start Time	Rolling Hour								Rolling Hour								Rolling Hour							
Total	Total								Total								Total							
07:00	464	154	10	3	1	1	0	633	0	0	0	0	0	0	0	0	158	24	3	2	0	0	0	187
07:15	492	148	9	3	1	1	0	654	0	0	0	0	0	0	0	0	161	22	3	2	0	0	0	188
07:30	495	129	8	3	1	1	0	637	0	1	0	0	0	0	0	1	145	20	2	1	0	0	0	168
07:45	447	109	10	3	0	0	0	569	0	1	0	0	0	0	0	1	130	17	0	3	0	0	0	150
08:00	404	104	8	6	0	0	0	522	0	1	0	0	0	0	0	1	125	14	0	3	0	0	0	142
08:15	367	100	12	6	0	1	0	486	0	1	0	0	0	0	0	1	102	14	0	3	0	0	0	119
08:30	344	87	9	4	0	1	0	445	0	0	0	0	0	0	0	0	90	16	0	3	0	0	0	109
08:45	349	82	8	5	1	1	0	446	0	0	0	0	0	0	0	0	86	24	0	1	0	0	0	111
09:00	311	62	10	2	1	1	0	387	0	0	0	0	0	0	0	0	78	33	0	2	0	0	0	113
16:00	182	35	0	4	0	0	0	221	0	0	0	0	0	0	0	0	272	56	1	0	1	1	0	331
16:15	186	29	0	1	0	0	0	216	0	0	0	0	0	0	0	0	284	40	2	0	0	1	0	327
16:30	200	26	0	1	0	0	0	227	0	0	0	0	0	0	0	0	268	32	2	0	1	1	0	304
16:45	206	19	0	0	0	0	0	225	0	0	0	0	0	0	0	0	259	26	2	0	1	1	0	289
17:00	222	17	0	0	0	0	0	239	0	0	0	0	0	0	0	0	233	26	1	0	1	0	0	261
17:15	229	16	0	1	0	1	0	247	0	0	0	0	0	0	0	0	207	21	0	0	1	0	0	229
17:30	225	15	1	1	0	1	0	243	1	0	0	0	0	0	0	1	187	17	0	0	0	0	0	204
17:45	218	16	1	1	0	1	0	237	1	0	0	0	0	0	0	1	162	20	0	0	0	0	0	182
18:00	198	15	1	1	0	1	0	216	1	0	0	0	0	0	0	1	145	15	0	0	0	0	0	160

# Intelligent Data Collection Limited



Client: Mott McDonald  
 Project Number: ID06180  
 Junction Number: Site 22  
 Date of Survey: 07.12.2021  
 Junction Name: A14 J35  
 Junction Type: 4-arm Roundabout

Arm A: A1303 Newmarket Road (N)  
 Arm B: A14 (E)  
 Arm C: A1303 Newmarket Road (S)  
 Arm D: A14 (W)

Time	C1 to A								C1 to D								C2 to C							
	Cars	LGV	OGV1	OGV2	Buses	M/C	Cycle	Total	Cars	LGV	OGV1	OGV2	Buses	M/C	Cycle	Total	Cars	LGV	OGV1	OGV2	Buses	M/C	Cycle	Total
07:00	17	0	0	0	1	0	0	18	0	0	0	0	0	0	0	0	0	0	0	0	0	0	0	0
07:15	16	4	0	0	0	0	0	20	0	0	0	0	0	0	0	0	0	0	0	0	0	0	0	0
07:30	23	5	0	0	1	1	0	30	0	0	0	0	0	0	0	0	0	0	0	0	0	0	0	0
07:45	23	4	0	0	0	1	0	28	0	0	0	0	0	0	0	0	0	0	0	0	0	0	0	0
08:00	30	1	0	0	2	0	0	33	0	0	0	0	0	0	0	0	0	0	0	0	0	0	0	0
08:15	48	7	0	0	0	0	0	55	0	0	0	0	0	0	0	0	0	0	0	0	0	0	0	0
08:30	33	5	0	1	0	0	0	39	0	0	0	0	0	0	0	0	0	0	0	0	0	0	0	0
08:45	22	2	2	0	2	0	0	28	0	0	0	0	0	0	0	0	0	0	0	0	0	0	0	0
09:00	27	3	0	0	0	0	0	30	0	0	0	0	0	0	0	0	0	0	0	0	0	0	0	0
09:15	33	2	0	0	0	0	0	35	0	0	0	0	0	0	0	0	0	0	0	0	0	0	0	0
09:30	20	5	1	0	1	0	0	27	0	0	0	0	0	0	0	0	0	0	0	0	0	0	0	0
09:45	31	7	0	0	0	0	0	38	0	0	0	0	0	0	0	0	0	0	0	0	0	0	0	0
16:00	65	10	1	0	0	1	0	77	0	0	0	0	0	0	0	0	0	0	0	0	0	0	0	0
16:15	66	14	0	0	0	0	0	80	0	0	0	0	0	0	0	0	0	0	0	0	0	0	0	0
16:30	50	8	0	0	0	0	0	58	0	0	0	0	0	0	0	0	0	0	0	0	0	0	0	0
16:45	81	9	1	0	1	1	0	93	0	0	0	0	0	0	0	0	0	0	0	0	0	0	0	0
17:00	81	9	0	0	0	1	0	91	0	0	0	0	0	0	0	0	0	0	0	0	0	0	0	0
17:15	68	7	0	0	0	0	0	75	0	0	0	0	0	0	0	0	0	0	0	0	0	0	0	0
17:30	78	5	0	0	0	1	0	84	0	0	0	0	0	0	0	0	0	0	0	0	0	0	0	0
17:45	71	1	0	0	1	1	0	74	0	0	0	0	0	0	0	0	0	0	0	0	0	0	0	0
18:00	70	3	0	0	0	0	0	73	0	0	0	0	0	0	0	0	0	0	0	0	0	0	0	0
18:15	62	2	0	0	1	0	0	65	0	0	0	0	0	0	0	0	0	0	0	0	0	0	0	0
18:30	49	1	0	0	1	0	0	51	0	0	0	0	0	0	0	0	0	0	0	0	0	0	0	0
18:45	43	4	0	0	1	0	0	48	0	0	0	0	0	0	0	0	0	0	0	0	0	0	0	0
Start Time	Rolling Hour							Total	Rolling Hour							Total	Rolling Hour							Total
07:00	79	13	0	0	2	2	0	96	0	0	0	0	0	0	0	0	0	0	0	0	0	0	0	0
07:15	92	14	0	0	3	2	0	111	0	0	0	0	0	0	0	0	0	0	0	0	0	0	0	0
07:30	124	17	0	0	3	2	0	146	0	0	0	0	0	0	0	0	0	0	0	0	0	0	0	0
07:45	134	17	0	1	2	1	0	155	0	0	0	0	0	0	0	0	0	0	0	0	0	0	0	0
08:00	133	15	2	1	4	0	0	155	0	0	0	0	0	0	0	0	0	0	0	0	0	0	0	0
08:15	130	17	2	1	2	0	0	152	0	0	0	0	0	0	0	0	0	0	0	0	0	0	0	0
08:30	115	12	2	1	2	0	0	132	0	0	0	0	0	0	0	0	0	0	0	0	0	0	0	0
08:45	102	12	3	0	3	0	0	120	0	0	0	0	0	0	0	0	0	0	0	0	0	0	0	0
09:00	111	17	1	0	1	0	0	130	0	0	0	0	0	0	0	0	0	0	0	0	0	0	0	0
16:00	262	41	2	0	1	2	0	308	0	0	0	0	0	0	0	0	0	0	0	0	0	0	0	0
16:15	278	40	1	0	1	2	0	322	0	0	0	0	0	0	0	0	0	0	0	0	0	0	0	0
16:30	280	33	1	0	1	2	0	317	0	0	0	0	0	0	0	0	0	0	0	0	0	0	0	0
16:45	308	30	1	0	1	3	0	343	0	0	0	0	0	0	0	0	0	0	0	0	0	0	0	0
17:00	298	22	0	0	1	3	0	324	0	0	0	0	0	0	0	0	0	0	0	0	0	0	0	0
17:15	287	16	0	0	1	2	0	306	0	0	0	0	0	0	0	0	0	0	0	0	0	0	0	0
17:30	281	11	0	0	2	2	0	296	0	0	0	0	0	0	0	0	0	0	0	0	0	0	0	0
17:45	252	7	0	0	3	1	0	263	0	0	0	0	0	0	0	0	0	0	0	0	0	0	0	0
18:00	224	10	0	0	3	0	0	237	0	0	0	0	0	0	0	0	0	0	0	0	0	0	0	0

# Intelligent Data Collection Limited



Client: Mott McDonald  
 Project Number: ID06180  
 Junction Number: Site 22  
 Date of Survey: 07.12.2021  
 Junction Name: A14 J35  
 Junction Type: 4-arm Roundabout

Arm A: A1303 Newmarket Road (N)  
 Arm B: A14 (E)  
 Arm C: A1303 Newmarket Road (S)  
 Arm D: A14 (W)

Time	C2 to B								C2 to A								C2 to D							
	Cars	LGV	OGV1	OGV2	Buses	M/C	Cycle	Total	Cars	LGV	OGV1	OGV2	Buses	M/C	Cycle	Total	Cars	LGV	OGV1	OGV2	Buses	M/C	Cycle	Total
07:00	0	0	0	1	0	0	0	1	8	6	2	0	1	0	0	17	26	4	1	0	0	0	0	31
07:15	0	1	0	0	0	0	0	1	8	3	0	0	0	1	0	12	29	5	0	0	0	0	0	34
07:30	0	0	0	0	0	0	0	0	12	6	0	0	0	0	0	18	43	6	2	3	0	0	0	54
07:45	0	0	0	0	0	0	0	0	15	4	0	0	0	0	0	19	50	7	2	0	0	0	0	59
08:00	0	0	0	0	0	0	0	0	17	2	0	0	1	0	0	20	43	8	1	0	0	1	0	53
08:15	0	0	0	0	0	0	0	0	40	6	2	0	0	0	0	48	55	5	1	1	0	1	0	63
08:30	0	0	0	0	0	0	0	0	24	5	0	0	0	0	0	29	56	8	2	0	0	0	0	66
08:45	0	0	0	0	0	0	0	0	22	10	0	0	0	0	0	32	43	9	0	0	0	0	0	52
09:00	0	0	0	0	0	0	0	0	39	6	0	0	1	0	0	46	52	4	2	1	0	0	0	59
09:15	0	1	0	0	0	0	0	1	19	3	2	0	0	1	0	25	32	16	0	0	1	0	1	50
09:30	0	0	0	0	0	0	0	0	23	3	0	0	0	0	0	26	24	15	2	1	0	1	0	43
09:45	0	0	0	0	0	0	0	0	21	3	1	1	0	0	0	26	23	7	0	2	1	0	0	33
16:00	1	0	0	0	0	0	0	1	71	18	1	1	1	1	0	93	73	26	2	0	0	0	0	101
16:15	0	0	0	0	0	0	0	0	66	15	0	0	0	0	0	81	60	13	1	1	0	0	0	75
16:30	0	0	0	0	0	0	0	0	93	9	0	0	0	2	0	104	46	14	0	2	1	0	0	63
16:45	0	0	0	0	0	0	0	0	95	11	0	0	0	1	0	107	45	5	1	1	0	0	0	52
17:00	0	0	0	0	0	0	0	0	98	7	0	0	0	0	0	105	58	9	0	0	1	0	0	68
17:15	0	0	0	0	0	0	0	0	89	6	0	0	0	0	0	95	71	3	0	1	0	0	0	75
17:30	0	0	0	0	0	0	0	0	95	5	0	0	1	1	1	103	62	11	1	0	0	0	0	74
17:45	0	0	0	0	0	0	0	0	66	6	0	0	0	0	0	72	48	7	0	0	0	0	0	55
18:00	1	0	0	0	0	0	0	1	75	1	0	0	0	2	0	78	48	4	0	0	0	0	0	52
18:15	0	0	0	0	0	0	0	0	63	2	0	0	0	0	0	65	44	3	0	0	0	0	0	47
18:30	0	0	0	0	0	0	0	0	60	4	0	1	1	2	0	68	32	6	0	1	1	0	0	40
18:45	0	0	0	0	0	0	0	0	38	4	0	0	0	0	0	42	24	2	0	0	1	0	0	27
Start Time	Rolling Hour								Rolling Hour								Rolling Hour							
	Cars	LGV	OGV1	OGV2	Buses	M/C	Cycle	Total	Cars	LGV	OGV1	OGV2	Buses	M/C	Cycle	Total	Cars	LGV	OGV1	OGV2	Buses	M/C	Cycle	Total
07:00	0	1	0	1	0	0	0	2	43	19	2	0	1	1	0	66	148	22	5	3	0	0	0	178
07:15	0	1	0	0	0	0	0	1	52	15	0	0	1	1	0	69	165	26	5	3	0	1	0	200
07:30	0	0	0	0	0	0	0	0	84	18	2	0	1	0	0	105	191	26	6	4	0	2	0	229
07:45	0	0	0	0	0	0	0	0	96	17	2	0	1	0	0	116	204	28	6	1	0	2	0	241
08:00	0	0	0	0	0	0	0	0	103	23	2	0	1	0	0	129	197	30	4	1	0	2	0	234
08:15	0	0	0	0	0	0	0	0	125	27	2	0	1	0	0	155	206	26	5	2	0	1	0	240
08:30	0	1	0	0	0	0	0	1	104	24	2	0	1	1	0	132	183	37	4	1	1	0	1	227
08:45	0	1	0	0	0	0	0	1	103	22	2	0	1	1	0	129	151	44	4	2	1	1	1	204
09:00	0	1	0	0	0	0	0	1	102	15	3	1	1	1	0	123	131	42	4	4	2	1	1	185
16:00	1	0	0	0	0	0	0	1	325	53	1	1	1	4	0	385	224	58	4	4	1	0	0	291
16:15	0	0	0	0	0	0	0	0	352	42	0	0	0	3	0	397	209	41	2	4	2	0	0	258
16:30	0	0	0	0	0	0	0	0	375	33	0	0	0	3	0	411	220	31	1	4	2	0	0	258
16:45	0	0	0	0	0	0	0	0	377	29	0	0	1	2	1	410	236	28	2	2	1	0	0	269
17:00	0	0	0	0	0	0	0	0	348	24	0	0	1	1	1	375	239	30	1	1	1	0	0	272
17:15	1	0	0	0	0	0	0	1	325	18	0	0	1	3	1	348	229	25	1	1	0	0	0	256
17:30	1	0	0	0	0	0	0	1	299	14	0	0	1	3	1	318	202	25	1	0	0	0	0	228
17:45	1	0	0	0	0	0	0	1	264	13	0	1	1	4	0	283	172	20	0	1	1	0	0	194
18:00	1	0	0	0	0	0	0	1	236	11	0	1	1	4	0	253	148	15	0	1	2	0	0	166

# Intelligent Data Collection Limited



Client: Mott McDonald  
 Project Number: ID06180  
 Junction Number: Site 22  
 Date of Survey: 07.12.2021  
 Junction Name: A14 J35  
 Junction Type: 4-arm Roundabout

Arm A: A1303 Newmarket Road (N)  
 Arm B: A14 (E)  
 Arm C: A1303 Newmarket Road (S)  
 Arm D: A14 (W)

Time	D1 to D								D1 to C								D1 to B							
	Cars	LGV	OGV1	OGV2	Buses	M/C	Cycle	Total	Cars	LGV	OGV1	OGV2	Buses	M/C	Cycle	Total	Cars	LGV	OGV1	OGV2	Buses	M/C	Cycle	Total
07:00	0	0	0	0	0	0	0	0	47	14	1	0	0	0	0	62	0	0	0	0	0	0	0	0
07:15	0	0	0	0	0	0	0	0	54	24	0	2	1	0	0	81	0	0	0	0	0	0	0	0
07:30	0	0	0	0	0	0	0	0	48	22	2	1	0	0	0	73	0	0	0	0	0	0	0	0
07:45	0	0	0	0	0	0	0	0	74	20	1	0	2	0	0	97	0	0	0	0	0	0	0	0
08:00	0	0	0	0	0	0	0	0	58	16	1	0	0	0	0	75	0	0	0	0	0	0	0	0
08:15	0	0	0	0	0	0	0	0	75	10	0	2	1	0	0	88	0	0	0	0	0	0	0	0
08:30	1	0	0	0	0	0	0	1	58	11	2	3	0	0	0	74	0	0	0	0	0	0	0	0
08:45	0	0	0	0	0	0	0	0	69	14	0	0	0	0	0	83	0	0	0	0	0	0	0	0
09:00	0	0	0	0	0	0	0	0	58	9	2	2	1	1	0	73	0	0	0	0	0	0	0	0
09:15	0	0	0	0	0	0	0	0	55	6	4	2	1	0	0	68	0	0	0	0	0	0	0	0
09:30	0	0	0	0	0	0	0	0	38	13	1	1	1	0	0	54	0	0	0	0	0	0	0	0
09:45	0	0	0	0	0	0	0	0	37	8	2	4	1	0	0	52	0	0	0	0	0	0	0	0
16:00	0	0	0	0	0	0	0	0	35	11	0	0	1	0	0	47	0	0	0	0	0	0	0	0
16:15	0	1	0	0	0	0	0	1	33	8	0	0	0	0	0	41	0	0	0	0	0	0	0	0
16:30	0	0	0	0	0	0	0	0	25	7	0	0	0	0	0	32	2	0	0	0	0	0	0	2
16:45	0	0	0	0	0	0	0	0	38	6	0	1	0	0	0	45	0	0	0	0	0	0	0	0
17:00	0	0	0	0	0	0	0	0	38	7	0	0	0	0	0	45	0	0	0	0	0	0	0	0
17:15	0	0	0	0	0	0	0	0	34	7	0	0	0	0	0	41	0	0	0	0	0	0	0	0
17:30	0	0	0	0	0	0	0	0	38	7	0	1	0	0	0	46	0	0	0	0	0	0	0	0
17:45	0	0	0	0	0	0	0	0	48	5	0	0	0	0	0	53	0	0	0	0	0	0	0	0
18:00	0	0	0	0	0	0	0	0	21	3	0	1	0	1	0	26	0	0	0	0	0	0	0	0
18:15	0	0	0	0	0	0	0	0	33	1	0	0	0	0	0	34	0	0	0	0	0	0	0	0
18:30	0	0	0	0	0	0	0	0	34	3	0	0	0	0	0	37	0	0	0	0	0	0	0	0
18:45	0	0	0	0	0	0	0	0	21	2	0	0	0	0	0	23	0	0	0	0	0	0	0	0
Start Time	Rolling Hour							Total	Rolling Hour							Total	Rolling Hour							Total
07:00	0	0	0	0	0	0	0	0	223	80	4	3	3	0	0	313	0	0	0	0	0	0	0	0
07:15	0	0	0	0	0	0	0	0	234	82	4	3	3	0	0	326	0	0	0	0	0	0	0	0
07:30	0	0	0	0	0	0	0	0	255	68	4	3	3	0	0	333	0	0	0	0	0	0	0	0
07:45	1	0	0	0	0	0	0	1	265	57	4	5	3	0	0	334	0	0	0	0	0	0	0	0
08:00	1	0	0	0	0	0	0	1	260	51	3	5	1	0	0	320	0	0	0	0	0	0	0	0
08:15	1	0	0	0	0	0	0	1	260	44	4	7	2	1	0	318	0	0	0	0	0	0	0	0
08:30	1	0	0	0	0	0	0	1	240	40	8	7	2	1	0	298	0	0	0	0	0	0	0	0
08:45	0	0	0	0	0	0	0	0	220	42	7	5	3	1	0	278	0	0	0	0	0	0	0	0
09:00	0	0	0	0	0	0	0	0	188	36	9	9	4	1	0	247	0	0	0	0	0	0	0	0
16:00	0	1	0	0	0	0	0	1	131	32	0	1	1	0	0	165	2	0	0	0	0	0	0	2
16:15	0	1	0	0	0	0	0	1	134	28	0	1	0	0	0	163	2	0	0	0	0	0	0	2
16:30	0	0	0	0	0	0	0	0	135	27	0	1	0	0	0	163	2	0	0	0	0	0	0	2
16:45	0	0	0	0	0	0	0	0	148	27	0	2	0	0	0	177	0	0	0	0	0	0	0	0
17:00	0	0	0	0	0	0	0	0	158	26	0	1	0	0	0	185	0	0	0	0	0	0	0	0
17:15	0	0	0	0	0	0	0	0	141	22	0	2	0	1	0	166	0	0	0	0	0	0	0	0
17:30	0	0	0	0	0	0	0	0	140	16	0	2	0	1	0	159	0	0	0	0	0	0	0	0
17:45	0	0	0	0	0	0	0	0	136	12	0	1	0	1	0	150	0	0	0	0	0	0	0	0
18:00	0	0	0	0	0	0	0	0	109	9	0	1	0	1	0	120	0	0	0	0	0	0	0	0

# Intelligent Data Collection Limited



Client: Mott McDonald  
 Project Number: ID06180  
 Junction Number: Site 22  
 Date of Survey: 07.12.2021  
 Junction Name: A14 J35  
 Junction Type: 4-arm Roundabout

Arm A: A1303 Newmarket Road (N)  
 Arm B: A14 (E)  
 Arm C: A1303 Newmarket Road (S)  
 Arm D: A14 (W)

Time	D1 to A								D2 to D								D2 to C							
	Cars	LGV	OGV1	OGV2	Buses	M/C	Cycle	Total	Cars	LGV	OGV1	OGV2	Buses	M/C	Cycle	Total	Cars	LGV	OGV1	OGV2	Buses	M/C	Cycle	Total
07:00	27	4	0	1	0	0	0	32	0	0	0	0	0	0	0	0	0	0	0	0	0	0	0	0
07:15	37	15	3	0	0	0	0	55	0	0	0	0	0	0	0	0	0	0	0	0	0	0	0	0
07:30	77	15	1	0	0	0	0	93	0	0	0	0	0	0	0	0	0	0	0	0	0	0	0	0
07:45	54	23	3	1	0	0	0	81	0	0	0	0	0	0	0	0	1	0	0	0	0	0	0	1
08:00	78	19	2	0	0	0	0	99	0	0	0	0	0	0	0	0	0	0	0	0	0	0	0	0
08:15	73	15	1	2	1	0	0	92	0	0	0	0	0	0	0	0	0	0	0	0	0	0	0	0
08:30	83	15	0	1	1	0	0	100	0	0	0	0	0	0	0	0	0	1	0	0	0	0	0	1
08:45	68	14	1	0	0	0	0	83	0	0	0	0	0	0	0	0	0	0	0	0	0	0	0	0
09:00	27	9	4	0	1	0	0	41	0	0	0	0	0	0	0	0	0	0	0	0	0	0	0	0
09:15	32	8	0	1	0	0	0	41	0	0	0	0	0	0	0	0	2	0	0	0	0	0	0	2
09:30	29	10	0	0	0	0	0	39	0	0	0	0	0	0	0	0	1	0	0	0	0	0	0	1
09:45	30	15	1	1	0	0	0	47	0	0	0	0	0	0	0	0	0	0	0	0	0	0	0	0
16:00	54	20	0	0	0	0	0	74	0	0	0	0	0	0	0	0	0	0	0	0	0	0	0	0
16:15	88	15	1	1	0	0	0	105	0	0	0	0	0	0	0	0	1	0	0	0	0	0	0	1
16:30	78	24	0	1	1	0	0	104	0	0	0	0	0	0	0	0	0	0	0	0	0	0	0	0
16:45	64	12	0	0	0	1	0	77	0	0	0	0	0	0	0	0	1	0	0	0	0	0	0	1
17:00	59	10	1	1	0	0	0	71	0	0	0	0	0	0	0	0	0	0	0	0	0	0	0	0
17:15	95	7	1	0	0	0	0	103	0	0	0	0	0	0	0	0	0	0	0	0	0	0	0	0
17:30	71	9	0	2	0	1	0	83	0	0	0	0	0	0	0	0	2	1	0	0	0	0	0	3
17:45	105	9	1	2	0	0	0	117	0	0	0	0	0	0	0	0	0	0	0	0	0	0	0	0
18:00	106	9	0	2	0	0	0	117	0	0	0	0	0	0	0	0	1	0	0	0	0	0	0	1
18:15	62	6	0	4	0	0	0	72	0	0	0	0	0	0	0	0	0	1	0	0	0	0	0	1
18:30	56	6	0	8	0	1	0	71	0	0	0	0	0	0	0	0	1	0	0	0	0	0	0	1
18:45	70	5	0	6	0	0	0	81	0	0	0	0	0	0	0	0	2	0	0	0	0	0	0	2
Start Time	Rolling Hour							Total	Rolling Hour							Total	Rolling Hour							Total
07:00	195	57	7	2	0	0	0	261	0	0	0	0	0	0	0	0	1	0	0	0	0	0	0	1
07:15	246	72	9	1	0	0	0	328	0	0	0	0	0	0	0	0	1	0	0	0	0	0	0	1
07:30	282	72	7	3	1	0	0	365	0	0	0	0	0	0	0	0	1	0	0	0	0	0	0	1
07:45	288	72	6	4	2	0	0	372	0	0	0	0	0	0	0	0	1	1	0	0	0	0	0	2
08:00	302	63	4	3	2	0	0	374	0	0	0	0	0	0	0	0	0	1	0	0	0	0	0	1
08:15	251	53	6	3	3	0	0	316	0	0	0	0	0	0	0	0	0	1	0	0	0	0	0	1
08:30	210	46	5	2	2	0	0	265	0	0	0	0	0	0	0	0	2	1	0	0	0	0	0	3
08:45	156	41	5	1	1	0	0	204	0	0	0	0	0	0	0	0	3	0	0	0	0	0	0	3
09:00	118	42	5	2	1	0	0	168	0	0	0	0	0	0	0	0	3	0	0	0	0	0	0	3
16:00	284	71	1	2	1	1	0	360	0	0	0	0	0	0	0	0	2	0	0	0	0	0	0	2
16:15	289	61	2	3	1	1	0	357	0	0	0	0	0	0	0	0	2	0	0	0	0	0	0	2
16:30	296	53	2	2	1	1	0	355	0	0	0	0	0	0	0	0	1	0	0	0	0	0	0	1
16:45	289	38	2	3	0	2	0	334	0	0	0	0	0	0	0	0	3	1	0	0	0	0	0	4
17:00	330	35	3	5	0	1	0	374	0	0	0	0	0	0	0	0	2	1	0	0	0	0	0	3
17:15	377	34	2	6	0	1	0	420	0	0	0	0	0	0	0	0	3	1	0	0	0	0	0	4
17:30	344	33	1	10	0	1	0	389	0	0	0	0	0	0	0	0	3	2	0	0	0	0	0	5
17:45	329	30	1	16	0	1	0	377	0	0	0	0	0	0	0	0	2	1	0	0	0	0	0	3
18:00	294	26	0	20	0	1	0	341	0	0	0	0	0	0	0	0	4	1	0	0	0	0	0	5

# Intelligent Data Collection Limited

Client: Mott McDonald  
 Project Number: ID06180  
 Junction Number: Site 22  
 Date of Survey: 07.12.2021  
 Junction Name: A14 J35  
 Junction Type: 4-arm Roundabout

Arm A: A1303 Newmarket Road (N)  
 Arm B: A14 (E)

Arm C: A1303 Newmarket Road (S)  
 Arm D: A14 (W)



Time	D2 to B								D2 to A								
	Cars	LGV	OGV1	OGV2	Buses	M/C	Cycle	Total	Cars	LGV	OGV1	OGV2	Buses	M/C	Cycle	Total	
07:00	0	0	0	0	0	0	0	0	15	4	0	1	0	0	0	20	
07:15	0	0	0	0	0	0	0	0	12	12	0	1	0	0	0	25	
07:30	0	0	0	0	0	0	0	0	20	8	1	2	0	0	0	31	
07:45	0	0	0	0	0	0	0	0	24	16	2	1	0	0	0	43	
08:00	0	0	0	0	0	0	0	0	23	12	1	1	0	0	0	37	
08:15	0	0	0	0	0	0	0	0	47	17	0	0	0	0	0	64	
08:30	0	0	0	0	0	0	0	0	41	15	1	0	0	0	0	57	
08:45	0	0	0	0	0	0	0	0	31	18	1	1	0	0	0	51	
09:00	0	0	0	0	0	0	0	0	32	7	1	0	0	0	0	40	
09:15	0	0	0	0	0	0	0	0	27	7	3	0	0	0	0	37	
09:30	0	0	0	0	0	0	0	0	26	14	0	1	0	0	0	41	
09:45	0	0	0	0	0	0	0	0	36	8	3	0	0	0	0	47	
16:00	0	0	0	0	0	0	0	0	50	22	0	1	0	1	0	74	
16:15	0	0	0	0	0	0	0	0	79	27	0	0	1	0	0	107	
16:30	0	0	0	0	0	0	0	0	58	20	1	1	0	1	0	81	
16:45	0	0	0	0	0	0	0	0	70	24	0	2	0	0	0	96	
17:00	0	0	0	0	0	0	0	0	68	25	0	0	0	0	0	93	
17:15	0	0	0	0	0	0	0	0	122	18	0	0	1	1	0	142	
17:30	0	0	0	0	0	0	0	0	102	20	0	10	0	1	0	133	
17:45	0	0	0	0	0	0	0	0	119	14	3	5	0	0	0	141	
18:00	0	0	0	0	0	0	0	0	72	8	1	5	0	0	0	86	
18:15	0	0	0	0	0	0	0	0	73	9	0	6	0	0	0	88	
18:30	0	0	0	0	0	0	0	0	39	11	0	5	0	1	0	56	
18:45	0	0	0	0	0	0	0	0	59	15	1	6	0	0	0	81	
Start Time	Rolling Hour								Rolling Hour								Total
07:00	0	0	0	0	0	0	0	0	71	40	3	5	0	0	0	119	
07:15	0	0	0	0	0	0	0	0	79	48	4	5	0	0	0	136	
07:30	0	0	0	0	0	0	0	0	114	53	4	4	0	0	0	175	
07:45	0	0	0	0	0	0	0	0	135	60	4	2	0	0	0	201	
08:00	0	0	0	0	0	0	0	0	142	62	3	2	0	0	0	209	
08:15	0	0	0	0	0	0	0	0	151	57	3	1	0	0	0	212	
08:30	0	0	0	0	0	0	0	0	131	47	6	1	0	0	0	185	
08:45	0	0	0	0	0	0	0	0	116	46	5	2	0	0	0	169	
09:00	0	0	0	0	0	0	0	0	121	36	7	1	0	0	0	165	
16:00	0	0	0	0	0	0	0	0	257	93	1	4	1	2	0	358	
16:15	0	0	0	0	0	0	0	0	275	96	1	3	1	1	0	377	
16:30	0	0	0	0	0	0	0	0	318	87	1	3	1	2	0	412	
16:45	0	0	0	0	0	0	0	0	362	87	0	12	1	2	0	464	
17:00	0	0	0	0	0	0	0	0	411	77	3	15	1	2	0	509	
17:15	0	0	0	0	0	0	0	0	415	60	4	20	1	2	0	502	
17:30	0	0	0	0	0	0	0	0	366	51	4	26	0	1	0	448	
17:45	0	0	0	0	0	0	0	0	303	42	4	21	0	1	0	371	
18:00	0	0	0	0	0	0	0	0	243	43	2	22	0	1	0	311	

# Intelligent Data Collection Limited



**Client:** Mott McDonald      **Date of Survey:** 07.12.2021  
**Project Number:** ID06180      **Junction Name:** A14 J35  
**Junction Number:** Site 22      **Junction Type:** 4-arm Roundabout

Time	Arm A Approach							Arm A Exit								
	Cars	LGV	OGV1	OGV2	Buses	M/C	Cycle	Total	Cars	LGV	OGV1	OGV2	Buses	M/C	Cycle	Total
07:00	145	38	1	1	1	0	0	186	67	14	2	2	2	0	0	87
07:15	210	70	0	2	2	5	1	290	75	34	3	1	0	1	0	114
07:30	234	45	1	3	2	3	0	288	135	34	2	2	1	1	0	175
07:45	233	52	2	1	1	0	0	289	119	47	6	2	0	1	0	175
08:00	257	35	1	1	3	1	0	298	150	34	3	1	3	0	0	191
08:15	246	27	2	2	2	2	0	281	216	47	3	2	1	0	0	269
08:30	221	42	2	1	2	1	0	269	187	41	1	2	1	0	0	232
08:45	201	28	5	2	1	1	0	238	146	47	5	1	2	0	0	201
09:00	169	17	4	2	1	1	0	194	129	26	5	0	2	0	0	162
09:15	166	23	3	3	1	1	0	197	115	20	5	1	0	1	0	142
09:30	149	27	4	1	2	0	0	183	100	33	1	1	1	0	0	136
09:45	131	15	0	0	2	0	0	148	120	34	5	2	0	0	0	161
16:00	113	25	0	0	1	0	0	139	242	72	2	2	1	3	0	322
16:15	97	24	2	1	1	0	0	125	301	73	1	1	1	0	0	377
16:30	106	22	2	0	0	0	0	130	282	62	1	2	1	3	0	351
16:45	87	14	0	1	1	0	0	103	316	56	1	2	1	3	0	379
17:00	120	15	0	0	1	0	0	136	309	52	1	1	0	1	0	364
17:15	135	9	1	0	0	1	0	146	379	39	1	0	1	1	0	421
17:30	99	10	0	0	2	0	0	111	351	39	0	12	1	4	1	408
17:45	91	16	0	1	0	0	0	108	364	30	4	7	1	1	0	407
18:00	105	7	0	0	2	0	0	114	328	21	1	7	0	2	0	359
18:15	75	9	0	0	1	1	0	86	263	19	0	10	1	0	0	293
18:30	72	7	0	0	1	0	0	80	206	22	0	14	2	4	0	248
18:45	76	10	0	0	1	0	0	87	212	28	1	12	1	0	0	254
Start Time	Rolling Hour							Total	Rolling Hour							Total
07:00	822	205	4	7	6	8	1	1053	396	129	13	7	3	3	0	551
07:15	934	202	4	7	8	9	1	1165	479	149	14	6	4	3	0	655
07:30	970	159	6	7	8	6	0	1156	620	162	14	7	5	2	0	810
07:45	957	156	7	5	8	4	0	1137	672	169	13	7	5	1	0	867
08:00	925	132	10	6	8	5	0	1086	699	169	12	6	7	0	0	893
08:15	837	114	13	7	6	5	0	982	678	161	14	5	6	0	0	864
08:30	757	110	14	8	5	4	0	898	577	134	16	4	5	1	0	737
08:45	685	95	16	8	5	3	0	812	490	126	16	3	5	1	0	641
09:00	615	82	11	6	6	2	0	722	464	113	16	4	3	1	0	601
16:00	403	85	4	2	3	0	0	497	1141	263	5	7	4	9	0	1429
16:15	410	75	4	2	3	0	0	494	1208	243	4	6	3	7	0	1471
16:30	448	60	3	1	2	1	0	515	1286	209	4	5	3	8	0	1515
16:45	441	48	1	1	4	1	0	496	1355	186	3	15	3	9	1	1572
17:00	445	50	1	1	3	1	0	501	1403	160	6	20	3	7	1	1600
17:15	430	42	1	1	4	1	0	479	1422	129	6	26	3	8	1	1595
17:30	370	42	0	1	5	1	0	419	1306	109	5	36	3	7	1	1467
17:45	343	39	0	1	4	1	0	388	1161	92	5	38	4	7	0	1307
18:00	328	33	0	0	5	1	0	367	1009	90	2	43	4	6	0	1154



# Intelligent Data Collection Limited



**Client:** Mott McDonald      **Date of Survey:** 07.12.2021  
**Project Number:** ID06180      **Junction Name:** A14 J35  
**Junction Number:** Site 22      **Junction Type:** 4-arm Roundabout

Time	Arm B Approach							Arm B Exit								
	Cars	LGV	OGV1	OGV2	Buses	M/C	Cycle	Total	Cars	LGV	OGV1	OGV2	Buses	M/C	Cycle	Total
07:00	90	36	1	0	0	0	0	127	34	5	0	1	0	0	0	40
07:15	108	48	5	2	0	0	0	163	50	12	1	2	0	0	0	65
07:30	128	41	1	1	1	1	0	173	46	5	2	0	0	0	0	53
07:45	148	30	4	0	0	0	0	182	37	8	0	0	0	0	0	45
08:00	118	31	0	0	0	0	0	149	41	5	0	0	0	0	0	46
08:15	119	32	4	2	0	0	0	157	35	6	0	1	0	0	0	42
08:30	83	22	3	1	0	0	0	109	29	2	1	2	0	0	0	34
08:45	104	27	2	3	0	0	0	136	30	4	0	0	0	0	0	34
09:00	83	27	4	0	0	1	0	115	15	3	0	0	0	0	0	18
09:15	90	15	1	0	0	0	0	106	20	9	0	1	0	0	0	30
09:30	85	18	2	2	1	0	0	108	24	10	0	0	0	0	0	34
09:45	64	6	3	0	0	0	0	73	23	13	0	1	0	0	0	37
16:00	46	13	0	3	0	0	0	62	71	26	0	0	1	0	0	98
16:15	49	10	0	0	0	0	0	59	77	15	0	0	0	0	0	92
16:30	54	9	0	1	0	0	0	64	65	13	0	0	0	0	0	78
16:45	46	8	0	0	0	0	0	54	72	7	1	0	0	1	0	81
17:00	50	6	0	1	0	0	0	57	82	8	1	1	0	0	0	92
17:15	66	7	0	0	0	0	0	73	59	7	0	0	1	0	0	67
17:30	62	2	0	0	0	0	0	64	53	6	0	0	0	0	0	59
17:45	61	6	0	0	0	0	0	67	47	7	0	0	0	0	0	54
18:00	59	4	0	1	0	1	0	65	55	3	0	0	0	0	0	58
18:15	61	4	1	0	0	0	0	66	38	2	0	0	0	0	0	40
18:30	52	2	0	0	0	0	0	54	29	8	0	0	0	0	0	37
18:45	40	5	0	0	0	0	0	45	29	2	0	0	0	0	0	31
Start Time	Rolling Hour							Total	Rolling Hour							Total
07:00	474	155	11	3	1	1	0	645	167	30	3	3	0	0	0	203
07:15	502	150	10	3	1	1	0	667	174	30	3	2	0	0	0	209
07:30	513	134	9	3	1	1	0	661	159	24	2	1	0	0	0	186
07:45	468	115	11	3	0	0	0	597	142	21	1	3	0	0	0	167
08:00	424	112	9	6	0	0	0	551	135	17	1	3	0	0	0	156
08:15	389	108	13	6	0	1	0	517	109	15	1	3	0	0	0	128
08:30	360	91	10	4	0	1	0	466	94	18	1	3	0	0	0	116
08:45	362	87	9	5	1	1	0	465	89	26	0	1	0	0	0	116
09:00	322	66	10	2	1	1	0	402	82	35	0	2	0	0	0	119
16:00	195	40	0	4	0	0	0	239	285	61	1	0	1	1	0	349
16:15	199	33	0	2	0	0	0	234	296	43	2	1	0	1	0	343
16:30	216	30	0	2	0	0	0	248	278	35	2	1	1	1	0	318
16:45	224	23	0	1	0	0	0	248	266	28	2	1	1	1	0	299
17:00	239	21	0	1	0	0	0	261	241	28	1	1	1	0	0	272
17:15	248	19	0	1	0	1	0	269	214	23	0	0	1	0	0	238
17:30	243	16	1	1	0	1	0	262	193	18	0	0	0	0	0	211
17:45	233	16	1	1	0	1	0	252	169	20	0	0	0	0	0	189
18:00	212	15	1	1	0	1	0	230	151	15	0	0	0	0	0	166

# Intelligent Data Collection Limited



**Client:** Mott McDonald      **Date of Survey:** 07.12.2021  
**Project Number:** ID06180      **Junction Name:** A14 J35  
**Junction Number:** Site 22      **Junction Type:** 4-arm Roundabout

Time	Arm C Approach								Arm C Exit									
	Cars	LGV	OGV1	OGV2	Buses	M/C	Cycle	Total	Cars	LGV	OGV1	OGV2	Buses	M/C	Cycle	Total		
07:00	85	15	3	1	2	0	0	106	232	72	2	1	1	0	0	308		
07:15	101	20	1	2	0	1	0	125	296	100	5	4	3	4	1	413		
07:30	120	22	4	3	1	1	0	151	298	82	4	2	2	4	0	392		
07:45	122	22	2	0	0	1	0	147	333	73	4	0	2	0	0	412		
08:00	127	14	1	0	3	1	0	146	300	60	1	0	2	0	0	363		
08:15	175	24	3	2	0	1	0	205	293	49	5	4	1	2	0	354		
08:30	140	20	2	3	0	0	0	165	233	50	6	4	1	0	0	294		
08:45	116	25	2	0	2	0	0	145	271	49	4	3	0	1	0	328		
09:00	132	16	2	1	1	0	0	152	229	41	8	2	1	3	0	284		
09:15	104	29	2	1	1	1	1	139	239	33	6	2	1	1	0	282		
09:30	90	33	3	1	1	1	0	129	201	41	5	3	4	0	0	254		
09:45	96	30	1	4	1	0	0	132	174	20	5	4	2	0	0	205		
16:00	276	78	4	1	2	2	0	363	146	31	0	3	1	0	0	181		
16:15	265	56	1	1	0	0	0	323	120	31	1	0	1	0	0	153		
16:30	251	42	0	2	1	2	0	298	124	24	1	1	0	0	0	150		
16:45	292	32	3	1	1	3	0	332	114	21	0	1	1	0	0	137		
17:00	315	33	1	0	1	1	0	351	144	17	0	0	1	0	0	162		
17:15	285	22	0	1	1	0	0	309	164	17	0	0	0	1	0	182		
17:30	288	26	1	0	1	2	1	319	140	14	0	1	0	0	0	155		
17:45	230	21	0	0	1	1	0	253	142	19	0	0	0	0	0	161		
18:00	246	11	0	0	0	2	0	259	125	10	0	2	2	2	0	141		
18:15	207	9	0	0	1	0	0	217	129	8	1	0	1	0	0	139		
18:30	169	19	0	2	3	2	0	195	130	7	0	0	1	0	0	138		
18:45	133	12	0	0	2	0	0	147	98	10	0	0	1	0	0	109		
Start Time	Rolling Hour								Total	Rolling Hour								Total
07:00	428	79	10	6	3	3	0	529	1159	327	15	7	8	8	1	1525		
07:15	470	78	8	5	4	4	0	569	1227	315	14	6	9	8	1	1580		
07:30	544	82	10	5	4	4	0	649	1224	264	14	6	7	6	0	1521		
07:45	564	80	8	5	3	3	0	663	1159	232	16	8	6	2	0	1423		
08:00	558	83	8	5	5	2	0	661	1097	208	16	11	4	3	0	1339		
08:15	563	85	9	6	3	1	0	667	1026	189	23	13	3	6	0	1260		
08:30	492	90	8	5	4	1	1	601	972	173	24	11	3	5	0	1188		
08:45	442	103	9	3	5	2	1	565	940	164	23	10	6	5	0	1148		
09:00	422	108	8	7	4	2	1	552	843	135	24	11	8	4	0	1025		
16:00	1084	208	8	5	4	7	0	1316	504	107	2	5	3	0	0	621		
16:15	1123	163	5	4	3	6	0	1304	502	93	2	2	3	0	0	602		
16:30	1143	129	4	4	4	6	0	1290	546	79	1	2	2	1	0	631		
16:45	1180	113	5	2	4	6	1	1311	562	69	0	2	2	1	0	636		
17:00	1118	102	2	1	4	4	1	1232	590	67	0	1	1	1	0	660		
17:15	1049	80	1	1	3	5	1	1140	571	60	0	3	2	3	0	639		
17:30	971	67	1	0	3	5	1	1048	536	51	1	3	3	2	0	596		
17:45	852	60	0	2	5	5	0	924	526	44	1	2	4	2	0	579		
18:00	755	51	0	2	6	4	0	818	482	35	1	2	5	2	0	527		

# Intelligent Data Collection Limited



**Client:** Mott McDonald      **Date of Survey:** 07.12.2021  
**Project Number:** ID06180      **Junction Name:** A14 J35  
**Junction Number:** Site 22      **Junction Type:** 4-arm Roundabout

Time	Arm D Approach								Arm D Exit									
	Cars	LGV	OGV1	OGV2	Buses	M/C	Cycle	Total	Cars	LGV	OGV1	OGV2	Buses	M/C	Cycle	Total		
07:00	89	22	1	2	0	0	0	114	76	20	2	0	0	0	0	98		
07:15	103	51	3	3	1	0	0	161	101	43	0	2	0	1	0	147		
07:30	145	45	4	3	0	0	0	197	148	32	2	6	1	0	0	189		
07:45	153	59	6	2	2	0	0	222	167	35	4	1	1	0	0	208		
08:00	159	47	4	1	0	0	0	211	170	28	2	1	1	2	0	204		
08:15	195	42	1	4	2	0	0	244	191	23	2	3	2	1	0	222		
08:30	183	42	3	4	1	0	0	233	178	33	2	1	1	1	0	216		
08:45	168	46	2	1	0	0	0	217	142	26	2	2	1	0	0	173		
09:00	117	25	7	2	2	1	0	154	128	15	4	3	1	0	0	151		
09:15	116	21	7	3	1	0	0	148	102	26	2	3	2	0	1	136		
09:30	94	37	1	2	1	0	0	135	93	31	4	2	0	1	0	131		
09:45	103	31	6	5	1	0	0	146	77	15	0	2	2	0	0	96		
16:00	139	53	0	1	1	1	0	195	115	40	2	0	1	0	0	158		
16:15	201	51	1	1	1	0	0	255	114	22	2	2	0	0	0	140		
16:30	163	51	1	2	1	1	0	219	103	25	1	2	1	0	0	132		
16:45	173	42	0	3	0	1	0	219	96	12	1	2	0	0	0	111		
17:00	165	42	1	1	0	0	0	209	115	19	0	0	1	0	0	135		
17:15	251	32	1	0	1	1	0	286	135	7	1	1	0	0	0	144		
17:30	213	37	0	13	0	2	0	265	118	16	1	0	2	0	0	137		
17:45	272	28	4	7	0	0	0	311	101	15	0	1	0	0	0	117		
18:00	200	20	1	8	0	1	0	230	102	8	0	0	0	0	0	110		
18:15	168	17	0	10	0	0	0	195	81	10	0	0	0	1	0	92		
18:30	130	20	0	13	0	2	0	165	58	11	0	1	1	0	0	71		
18:45	152	22	1	12	0	0	0	187	62	9	0	0	1	0	0	72		
Start Time	Rolling Hour								Total	Rolling Hour								Total
07:00	490	177	14	10	3	0	0	694	492	130	8	9	2	1	0	642		
07:15	560	202	17	9	3	0	0	791	586	138	8	10	3	3	0	748		
07:30	652	193	15	10	4	0	0	874	676	118	10	11	5	3	0	823		
07:45	690	190	14	11	5	0	0	910	706	119	10	6	5	4	0	850		
08:00	705	177	10	10	3	0	0	905	681	110	8	7	5	4	0	815		
08:15	663	155	13	11	5	1	0	848	639	97	10	9	5	2	0	762		
08:30	584	134	19	10	4	1	0	752	550	100	10	9	5	1	1	676		
08:45	495	129	17	8	4	1	0	654	465	98	12	10	4	1	1	591		
09:00	430	114	21	12	5	1	0	583	400	87	10	10	5	1	1	514		
16:00	676	197	2	7	3	3	0	888	428	99	6	6	2	0	0	541		
16:15	702	186	3	7	2	2	0	902	428	78	4	6	2	0	0	518		
16:30	752	167	3	6	2	3	0	933	449	63	3	5	2	0	0	522		
16:45	802	153	2	17	1	4	0	979	464	54	3	3	3	0	0	527		
17:00	901	139	6	21	1	3	0	1071	469	57	2	2	3	0	0	533		
17:15	936	117	6	28	1	4	0	1092	456	46	2	2	2	0	0	508		
17:30	853	102	5	38	0	3	0	1001	402	49	1	1	2	1	0	456		
17:45	770	85	5	38	0	3	0	901	342	44	0	2	1	1	0	390		
18:00	650	79	2	43	0	3	0	777	303	38	0	1	2	1	0	345		

# Intelligent Data Collection Limited



**Client:** Mott McDonald      **Date of Survey:** 07.12.2021  
**Project Number:** ID06180      **Junction Name:** A14 J35  
**Junction Number:** Site 22      **Junction Type:** 4-arm Roundabout

Total Junction Flow								
Time	Cars	LGV	OGV1	OGV2	Buses	M/C	Cycle	Total
07:00	409	111	6	4	3	0	0	533
07:15	522	189	9	9	3	6	1	739
07:30	627	153	10	10	4	5	0	809
07:45	656	163	14	3	3	1	0	840
08:00	661	127	6	2	6	2	0	804
08:15	735	125	10	10	4	3	0	887
08:30	627	126	10	9	3	1	0	776
08:45	589	126	11	6	3	1	0	736
09:00	501	85	17	5	4	3	0	615
09:15	476	88	13	7	3	2	1	590
09:30	418	115	10	6	5	1	0	555
09:45	394	82	10	9	4	0	0	499
<b>Rolling Hour</b>								
16:00	574	169	4	5	4	3	0	759
16:15	612	141	4	3	2	0	0	762
16:30	574	124	3	5	2	3	0	711
16:45	598	96	3	5	2	4	0	708
17:00	650	96	2	2	2	1	0	753
17:15	737	70	2	1	2	2	0	814
17:30	662	75	1	13	3	4	1	759
17:45	654	71	4	8	1	1	0	739
18:00	610	42	1	9	2	4	0	668
18:15	511	39	1	10	2	1	0	564
18:30	423	48	0	15	4	4	0	494
18:45	401	49	1	12	3	0	0	466
<b>Rolling Hour</b>								
07:00	2214	616	39	26	13	12	1	2921
07:15	2466	632	39	24	16	14	1	3192
07:30	2679	568	40	25	17	11	0	3340
07:45	2679	541	40	24	16	7	0	3307
08:00	2612	504	37	27	16	7	0	3203
08:15	2452	462	48	30	14	8	0	3014
08:30	2193	425	51	27	13	7	1	2717
08:45	1984	414	51	24	15	7	1	2496
09:00	1789	370	50	27	16	6	1	2259
<b>Rolling Hour</b>								
16:00	2358	530	14	18	10	10	0	2940
16:15	2434	457	12	15	8	8	0	2934
16:30	2559	386	10	13	8	10	0	2986
16:45	2647	337	8	21	9	11	1	3034
17:00	2703	312	9	24	8	8	1	3065
17:15	2663	258	8	31	8	11	1	2980
17:30	2437	227	7	40	8	10	1	2730
17:45	2198	200	6	42	9	10	0	2465
18:00	1945	178	3	46	11	9	0	2192

# Intelligent Data Collection Limited



Client: Mott McDonald  
 Project Number: ID06180  
 Junction Number: Site 22

Date of Survey: 07.12.2021  
 Junction Name: A14 J35  
 Junction Type: 4-arm Roundabout

Arm A: A1303 Newmarket Road (N)  
 Arm B: A14 (E)

Arm C: A1303 Newmarket Road (S)  
 Arm D: A14 (W)

PCU Summary																
Time	A1 to A	A1 to D	A1 to C	A1 to B	A2 to A	A2 to D	A2 to C	A2 to B	B1 to B	B1 to A	B1 to D	B1 to C	B2 to B	B2 to A	B2 to D	B2 to C
07:00	0	67	0	0	0	0	122	0	0	0	1	0	0	0	0	127
07:15	0	115	1	0	0	0	169	5	1	2	0	0	0	0	0	165
07:30	0	140	0	0	0	0	149	4	0	3	0	0	0	0	0	172
07:45	0	151	1	0	0	0	136	4	0	5	0	0	0	0	1	179
08:00	1	153	1	0	0	0	142	5	1	1	0	0	0	0	0	147
08:15	0	163	1	0	0	0	119	2	2	10	1	1	0	0	0	148
08:30	0	151	1	0	0	0	118	4	0	7	0	0	0	0	0	105
08:45	1	125	0	0	0	1	116	1	0	7	0	0	0	0	0	134
09:00	1	97	1	0	0	0	99	1	0	4	0	0	0	0	0	112
09:15	0	92	0	0	0	0	110	1	0	4	0	0	0	0	0	103
09:30	0	88	1	0	0	0	98	1	0	3	0	0	0	0	2	108
09:45	1	64	0	0	0	0	83	2	0	2	0	0	0	0	0	73
16:00	0	56	1	0	0	1	76	6	0	4	0	0	0	0	1	61
16:15	0	66	2	0	0	0	56	5	0	4	0	0	0	0	0	55
16:30	0	69	0	0	0	1	59	3	0	4	0	0	0	0	0	61
16:45	1	60	1	0	0	0	42	1	0	5	0	0	0	0	0	49
17:00	0	65	1	0	0	2	65	4	2	4	0	0	0	0	0	52
17:15	0	70	2	0	0	0	72	2	1	5	0	0	0	1	0	66
17:30	0	65	0	0	0	0	48	0	1	5	0	0	0	0	0	58
17:45	0	63	0	0	0	0	44	2	0	3	0	1	0	0	0	63
18:00	1	57	1	0	0	1	55	1	0	4	0	0	1	0	0	61
18:15	0	43	0	0	0	0	42	1	0	3	0	0	0	0	1	63
18:30	0	31	0	0	0	0	49	1	0	2	0	0	0	0	0	52
18:45	0	43	1	0	0	1	42	1	0	2	1	0	0	0	0	42
Start Time	Rolling Hour															
07:00	0	473	2	0	0	0	576	13	1	10	1	0	0	0	1	642
07:15	1	559	3	0	0	0	596	18	2	11	0	0	0	0	1	663
07:30	1	608	3	0	0	0	546	15	3	19	1	1	0	0	1	645
07:45	1	618	4	0	0	0	515	15	3	23	1	1	0	0	1	578
08:00	2	592	3	0	0	1	495	12	3	25	1	1	0	0	0	534
08:15	2	535	3	0	0	1	452	8	2	28	1	1	0	0	0	499
08:30	2	464	2	0	0	1	442	7	0	22	0	0	0	0	0	454
08:45	2	401	2	0	0	1	423	4	0	18	0	0	0	0	2	457
09:00	2	341	2	0	0	0	390	5	0	13	0	0	0	0	2	395
16:00	1	251	4	0	0	2	232	15	0	17	0	0	0	0	1	226
16:15	1	260	4	0	0	3	221	13	2	17	0	0	0	0	0	217
16:30	1	263	4	0	0	3	238	10	3	18	0	0	0	1	0	228
16:45	1	260	4	0	0	2	227	7	4	19	0	0	0	1	0	225
17:00	0	263	3	0	0	2	229	8	4	17	0	1	0	1	0	239
17:15	1	255	3	0	0	1	219	5	2	17	0	1	1	1	0	248
17:30	1	229	1	0	0	1	189	4	1	15	0	1	1	0	1	244
17:45	1	195	1	0	0	1	190	5	0	12	0	1	1	0	1	238
18:00	1	174	2	0	0	2	188	4	0	11	1	0	1	0	1	217

# Intelligent Data Collection Limited



Client: Mott McDonald  
 Project Number: ID06180  
 Junction Number: Site 22

Date of Survey: 07.12.2021  
 Junction Name: A14 J35  
 Junction Type: 4-arm Roundabout

Arm A: A1303 Newmarket Road (N)  
 Arm B: A14 (E)

Arm C: A1303 Newmarket Road (S)  
 Arm D: A14 (W)

PCU Summary																
Time	C1 to C	C1 to B	C1 to A	C1 to D	C2 to C	C2 to B	C2 to A	C2 to D	D1 to D	D1 to C	D1 to B	D1 to A	D2 to D	D2 to C	D2 to B	D2 to A
07:00	0	39	19	0	0	2	19	32	0	63	0	33	0	0	0	21
07:15	0	61	20	0	0	1	11	34	0	85	0	57	0	0	0	26
07:30	0	50	30	0	0	0	18	59	0	75	0	94	0	0	0	34
07:45	0	41	27	0	0	0	19	60	0	100	0	84	0	1	0	45
08:00	0	40	35	0	0	0	21	53	0	76	0	100	0	0	0	39
08:15	1	39	55	0	0	0	49	64	0	92	0	96	0	0	0	64
08:30	0	34	40	0	0	0	29	67	1	79	0	102	0	1	0	58
08:45	0	33	31	0	0	0	32	52	0	83	0	84	0	0	0	53
09:00	0	17	30	0	0	0	47	61	0	77	0	44	0	0	0	41
09:15	0	29	35	0	0	1	25	50	0	74	0	42	0	2	0	39
09:30	0	33	29	0	0	0	26	45	0	57	0	39	0	1	0	42
09:45	0	36	38	0	0	0	28	37	0	59	0	49	0	0	0	49
16:00	0	92	77	0	0	1	95	102	0	48	0	74	0	0	0	75
16:15	0	87	80	0	0	0	81	77	1	41	0	107	0	1	0	108
16:30	0	73	58	0	0	0	103	67	0	32	2	106	0	0	0	82
16:45	0	80	94	0	0	0	106	54	0	46	0	76	0	1	0	99
17:00	0	88	90	0	0	0	105	69	0	45	0	73	0	0	0	93
17:15	0	65	75	0	0	0	95	76	0	41	0	104	0	0	0	142
17:30	0	58	83	0	0	0	103	75	0	47	0	85	0	3	0	145
17:45	0	52	74	0	0	0	72	55	0	53	0	120	0	0	0	149
18:00	0	55	73	0	0	1	77	52	0	27	0	120	0	1	0	93
18:15	1	39	66	0	0	0	65	47	0	34	0	77	0	1	0	96
18:30	0	36	52	0	0	0	69	42	0	37	0	81	0	1	0	62
18:45	0	30	49	0	0	0	42	28	0	23	0	89	0	2	0	89
Start Time	Rolling Hour															
07:00	0	191	97	0	0	3	67	184	0	322	0	267	0	1	0	127
07:15	0	192	113	0	0	1	69	206	0	335	0	334	0	1	0	145
07:30	1	170	148	0	0	0	107	236	0	342	0	373	0	1	0	182
07:45	1	154	158	0	0	0	118	244	1	346	0	382	0	2	0	206
08:00	1	146	161	0	0	0	131	236	1	329	0	382	0	1	0	213
08:15	1	123	156	0	0	0	157	245	1	331	0	326	0	1	0	215
08:30	0	113	136	0	0	1	133	231	1	313	0	272	0	3	0	189
08:45	0	112	125	0	0	1	130	208	0	290	0	209	0	3	0	174
09:00	0	116	132	0	0	1	126	193	0	267	0	174	0	3	0	170
16:00	0	332	309	0	0	1	385	299	1	167	2	364	0	2	0	364
16:15	0	327	322	0	0	0	395	266	1	164	2	362	0	2	0	382
16:30	0	305	317	0	0	0	409	266	0	164	2	359	0	1	0	416
16:45	0	290	343	0	0	0	409	274	0	180	0	338	0	4	0	479
17:00	0	263	323	0	0	0	375	275	0	186	0	381	0	3	0	530
17:15	0	230	306	0	0	1	346	258	0	168	0	428	0	4	0	530
17:30	1	204	297	0	0	1	316	229	0	161	0	402	0	5	0	483
17:45	1	182	265	0	0	1	283	196	0	151	0	398	0	3	0	400
18:00	1	160	240	0	0	1	253	169	0	121	0	366	0	5	0	340

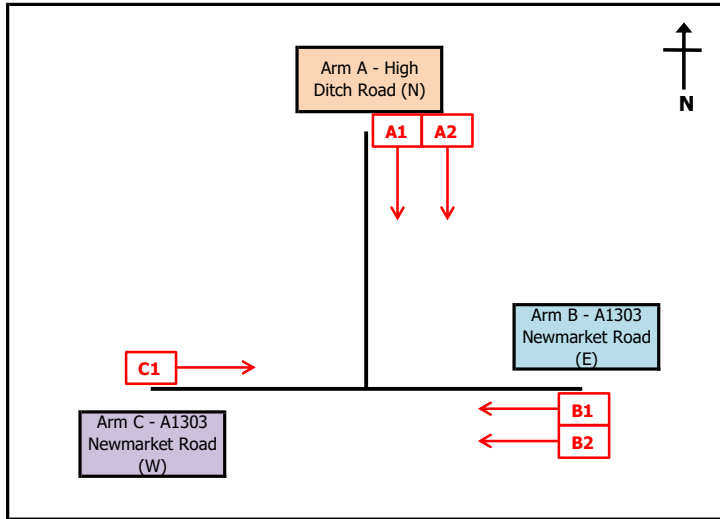
# Intelligent Data Collection Limited



**Client:** Mott McDonald      **Date of Survey:** 07.12.2021  
**Project Number:** ID06180      **Junction Name:** A1303 Newmarket Road / High Ditch Road  
**Junction Number:** Site 23      **Junction Type:** T-Junction

X Coordinate	Y Coordinate	Google Maps Link
52.212682	0.202671	<a href="#">Click Here</a>
AM Peak Conditions	PM Peak Conditions	
Clear	Showers	

## Junction Layout

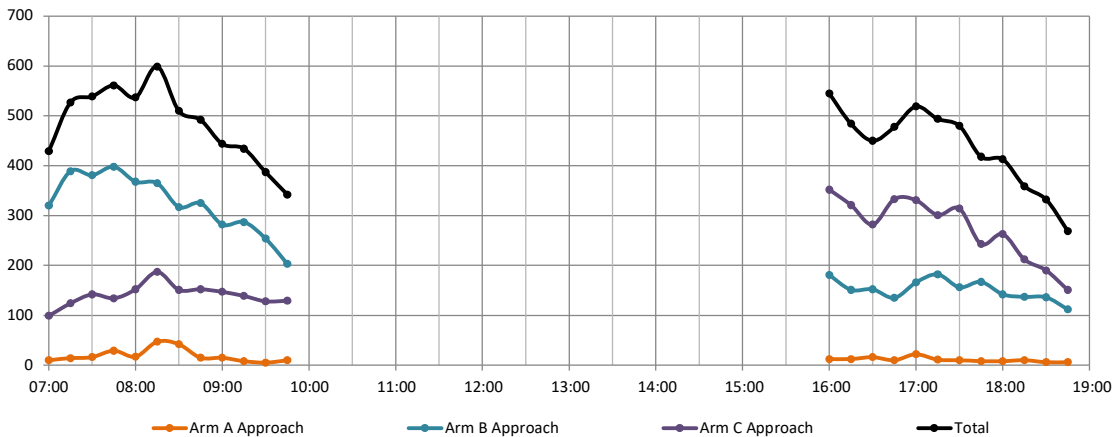


## Aerial Mapping and On-site Camera View



## Junction Flow Profile

Arm Approach Flows (All Vehicles)



**Additional Notes (Factors which may impact on survey results such as accidents, roadworks, special events):**

# Intelligent Data Collection Limited



Client: Mott McDonald  
 Project Number: ID06180  
 Junction Number: Site 23

Date of Survey: 07.12.2021  
 Junction Name: A1303 Newmarket Road / High Ditch Road  
 Junction Type: T-Junction

Arm A: High Ditch Road (N)  
 Arm B: A1303 Newmarket Road (E)  
 Arm C: A1303 Newmarket Road (W)

Time	A1 to A								A1 to C								A1 to B							
	Cars	LGV	OGV1	OGV2	Buses	M/C	Cycle	Total	Cars	LGV	OGV1	OGV2	Buses	M/C	Cycle	Total	Cars	LGV	OGV1	OGV2	Buses	M/C	Cycle	Total
07:00	0	0	0	0	0	0	0	0	1	0	0	0	0	0	0	1	0	0	0	0	0	0	0	0
07:15	0	0	0	0	0	0	0	0	3	0	0	0	0	0	0	3	0	0	0	0	0	0	0	0
07:30	0	0	0	0	0	0	0	0	4	1	0	0	0	0	0	5	0	0	0	0	0	0	0	0
07:45	0	0	0	0	0	0	0	0	10	6	0	0	0	0	0	16	0	0	0	0	0	0	0	0
08:00	0	0	0	0	0	0	0	0	10	1	0	0	0	0	0	11	0	0	0	0	0	0	0	0
08:15	0	0	0	0	0	0	0	0	20	2	0	0	0	0	0	22	0	0	0	0	0	0	0	0
08:30	0	0	0	0	0	0	0	0	23	4	0	0	0	0	0	27	0	0	0	0	0	0	0	0
08:45	0	0	0	0	0	0	0	0	9	0	0	0	0	0	0	9	0	0	0	0	0	0	0	0
09:00	0	0	0	0	0	0	0	0	8	2	0	0	0	0	0	10	0	0	0	0	0	0	0	0
09:15	0	0	0	0	0	0	0	0	3	0	0	0	0	0	0	3	0	0	0	0	0	0	0	0
09:30	0	0	0	0	0	0	0	0	0	0	0	0	0	0	0	0	0	0	0	0	0	0	0	0
09:45	0	0	0	0	0	0	0	0	2	1	0	0	0	0	0	3	0	0	0	0	0	0	0	0
16:00	0	0	0	0	0	0	0	0	2	0	0	0	0	0	0	2	0	0	0	0	0	0	0	0
16:15	0	0	0	0	0	0	0	0	1	0	0	0	0	0	0	1	0	0	0	0	0	0	0	0
16:30	0	0	0	0	0	0	0	0	0	1	0	0	0	0	0	1	0	0	0	0	0	0	0	0
16:45	0	0	0	0	0	0	0	0	0	0	0	0	0	0	0	0	0	0	0	0	0	0	0	0
17:00	0	0	0	0	0	0	0	0	2	0	0	0	0	0	0	2	0	0	0	0	0	0	0	0
17:15	0	0	0	0	0	0	0	0	1	0	0	0	0	0	0	1	0	0	0	0	0	0	0	0
17:30	0	0	0	0	0	0	0	0	0	0	0	0	0	0	0	0	0	0	0	0	0	0	0	0
17:45	0	0	0	0	0	0	0	0	1	0	0	0	0	0	0	1	0	0	0	0	0	0	0	0
18:00	0	0	0	0	0	0	0	0	2	0	0	0	0	0	0	2	0	0	0	0	0	0	0	0
18:15	0	0	0	0	0	0	0	0	1	0	0	0	0	0	0	1	0	0	0	0	0	0	0	0
18:30	0	0	0	0	0	0	0	0	2	0	0	0	0	0	0	2	0	0	0	0	0	0	0	0
18:45	0	0	0	0	0	0	0	0	0	1	0	0	0	0	0	1	0	0	0	0	0	0	0	0
Start Time	Rolling Hour								Rolling Hour								Rolling Hour							
	Cars	LGV	OGV1	OGV2	Buses	M/C	Cycle	Total	Cars	LGV	OGV1	OGV2	Buses	M/C	Cycle	Total	Cars	LGV	OGV1	OGV2	Buses	M/C	Cycle	Total
07:00	0	0	0	0	0	0	0	0	18	7	0	0	0	0	0	25	0	0	0	0	0	0	0	0
07:15	0	0	0	0	0	0	0	0	27	8	0	0	0	0	0	35	0	0	0	0	0	0	0	0
07:30	0	0	0	0	0	0	0	0	44	10	0	0	0	0	0	54	0	0	0	0	0	0	0	0
07:45	0	0	0	0	0	0	0	0	63	13	0	0	0	0	0	76	0	0	0	0	0	0	0	0
08:00	0	0	0	0	0	0	0	0	62	7	0	0	0	0	0	69	0	0	0	0	0	0	0	0
08:15	0	0	0	0	0	0	0	0	60	8	0	0	0	0	0	68	0	0	0	0	0	0	0	0
08:30	0	0	0	0	0	0	0	0	43	6	0	0	0	0	0	49	0	0	0	0	0	0	0	0
08:45	0	0	0	0	0	0	0	0	20	2	0	0	0	0	0	22	0	0	0	0	0	0	0	0
09:00	0	0	0	0	0	0	0	0	13	3	0	0	0	0	0	16	0	0	0	0	0	0	0	0
16:00	0	0	0	0	0	0	0	0	3	1	0	0	0	0	0	4	0	0	0	0	0	0	0	0
16:15	0	0	0	0	0	0	0	0	3	1	0	0	0	0	0	4	0	0	0	0	0	0	0	0
16:30	0	0	0	0	0	0	0	0	3	1	0	0	0	0	0	4	0	0	0	0	0	0	0	0
16:45	0	0	0	0	0	0	0	0	3	0	0	0	0	0	0	3	0	0	0	0	0	0	0	0
17:00	0	0	0	0	0	0	0	0	4	0	0	0	0	0	0	4	0	0	0	0	0	0	0	0
17:15	0	0	0	0	0	0	0	0	4	0	0	0	0	0	0	4	0	0	0	0	0	0	0	0
17:30	0	0	0	0	0	0	0	0	4	0	0	0	0	0	0	4	0	0	0	0	0	0	0	0
17:45	0	0	0	0	0	0	0	0	6	0	0	0	0	0	0	6	0	0	0	0	0	0	0	0
18:00	0	0	0	0	0	0	0	0	5	1	0	0	0	0	0	6	0	0	0	0	0	0	0	0



# Intelligent Data Collection Limited



Client: Mott McDonald  
 Project Number: ID06180  
 Junction Number: Site 23

Date of Survey: 07.12.2021  
 Junction Name: A1303 Newmarket Road / High Ditch Road  
 Junction Type: T-Junction

Arm A: High Ditch Road (N)  
 Arm B: A1303 Newmarket Road (E)  
 Arm C: A1303 Newmarket Road (W)

Time	A2 to A								A2 to C								A2 to B							
	Cars	LGV	OGV1	OGV2	Buses	M/C	Cycle	Total	Cars	LGV	OGV1	OGV2	Buses	M/C	Cycle	Total	Cars	LGV	OGV1	OGV2	Buses	M/C	Cycle	Total
07:00	0	0	0	0	0	0	0	0	0	0	0	0	0	0	0	0	8	1	0	0	0	0	0	9
07:15	0	0	0	0	0	0	0	0	0	0	0	0	0	0	0	0	7	4	0	0	0	0	0	11
07:30	0	0	0	0	0	0	0	0	0	0	0	0	0	0	0	0	9	2	0	0	0	0	0	11
07:45	0	2	0	0	0	0	0	2	0	0	0	0	0	0	0	2	8	3	0	0	0	0	0	11
08:00	0	0	1	0	0	0	0	1	0	0	0	0	0	0	0	1	5	0	0	0	0	0	0	5
08:15	0	0	0	0	0	0	0	0	0	0	0	0	0	0	0	0	22	3	0	0	0	0	0	25
08:30	0	2	0	0	0	0	0	2	0	0	0	0	0	0	0	2	11	2	0	0	0	0	0	13
08:45	0	0	0	0	0	0	0	0	0	0	0	0	0	0	0	0	3	3	0	0	0	0	0	6
09:00	0	0	0	0	0	0	0	0	0	0	0	0	0	0	0	0	5	0	0	0	0	0	0	5
09:15	0	0	0	0	0	0	0	0	0	0	0	0	0	0	0	0	5	0	0	0	0	0	0	5
09:30	0	0	0	0	0	0	0	0	0	0	0	0	0	0	0	0	4	1	0	0	0	0	0	5
09:45	0	0	0	0	0	0	0	0	0	0	0	0	0	0	0	0	7	0	0	0	0	0	0	7
16:00	0	0	0	0	0	0	0	0	0	0	0	0	0	0	0	0	6	4	0	0	0	0	0	10
16:15	0	0	0	0	0	0	0	0	0	0	0	0	0	0	0	0	9	2	0	0	0	0	0	11
16:30	0	0	0	0	0	0	0	0	0	0	0	0	0	0	0	0	13	2	0	0	0	0	0	15
16:45	0	0	0	0	0	0	0	0	0	0	0	0	0	0	0	0	9	1	0	0	0	0	0	10
17:00	0	0	0	0	0	0	0	0	0	0	0	0	0	0	0	0	19	1	0	0	0	0	0	20
17:15	0	0	0	0	0	0	0	0	0	0	0	0	0	0	0	0	10	0	0	0	0	0	0	10
17:30	0	0	0	0	0	0	0	0	0	0	0	0	0	0	0	0	9	1	0	0	0	0	0	10
17:45	0	0	0	0	0	0	0	0	0	0	0	0	0	0	0	0	7	0	0	0	0	0	0	7
18:00	0	1	0	0	0	0	0	1	0	0	0	0	0	0	0	1	5	0	0	0	0	0	0	5
18:15	0	0	0	0	0	0	0	0	0	0	0	0	0	0	0	0	9	0	0	0	0	0	0	9
18:30	0	0	0	0	0	0	0	0	0	0	0	0	0	0	0	0	4	0	0	0	0	0	0	4
18:45	0	0	0	0	0	0	0	0	0	0	0	0	0	0	0	0	5	0	0	0	0	0	0	5
Start Time	Rolling Hour							Total	Rolling Hour							Total	Rolling Hour							Total
07:00	0	0	0	0	0	0	0	0	2	0	0	0	0	0	0	2	32	10	0	0	0	0	0	42
07:15	0	0	0	0	0	0	0	0	2	1	0	0	0	0	0	3	29	9	0	0	0	0	0	38
07:30	0	0	0	0	0	0	0	0	2	1	0	0	0	0	0	3	44	8	0	0	0	0	0	52
07:45	0	0	0	0	0	0	0	0	4	1	0	0	0	0	0	5	46	8	0	0	0	0	0	54
08:00	0	0	0	0	0	0	0	0	2	1	0	0	0	0	0	3	41	8	0	0	0	0	0	49
08:15	0	0	0	0	0	0	0	0	2	0	0	0	0	0	0	2	41	8	0	0	0	0	0	49
08:30	0	0	0	0	0	0	0	0	2	0	0	0	0	0	0	2	24	5	0	0	0	0	0	29
08:45	0	0	0	0	0	0	0	0	0	0	0	0	0	0	0	0	17	4	0	0	0	0	0	21
09:00	0	0	0	0	0	0	0	0	0	0	0	0	0	0	0	0	21	1	0	0	0	0	0	22
16:00	0	0	0	0	0	0	0	0	0	0	0	0	0	0	0	0	37	9	0	0	0	0	0	46
16:15	0	0	0	0	0	0	0	0	0	0	0	0	0	0	0	0	50	6	0	0	0	0	0	56
16:30	0	0	0	0	0	0	0	0	0	0	0	0	0	0	0	0	51	4	0	0	0	0	0	55
16:45	0	0	0	0	0	0	0	0	0	0	0	0	0	0	0	0	47	3	0	0	0	0	0	50
17:00	0	0	0	0	0	0	0	0	0	0	0	0	0	0	0	0	45	2	0	0	0	0	0	47
17:15	0	0	0	0	0	0	0	0	1	0	0	0	0	0	0	1	31	1	0	0	0	0	0	32
17:30	0	0	0	0	0	0	0	0	1	0	0	0	0	0	0	1	30	1	0	0	0	0	0	31
17:45	0	0	0	0	0	0	0	0	1	0	0	0	0	0	0	1	25	0	0	0	0	0	0	25
18:00	0	0	0	0	0	0	0	0	1	0	0	0	0	0	0	1	23	0	0	0	0	0	0	23

# Intelligent Data Collection Limited



Client: Mott McDonald  
 Project Number: ID06180  
 Junction Number: Site 23

Date of Survey: 07.12.2021  
 Junction Name: A1303 Newmarket Road / High Ditch Road  
 Junction Type: T-Junction

Arm A: High Ditch Road (N)  
 Arm B: A1303 Newmarket Road (E)  
 Arm C: A1303 Newmarket Road (W)

Time	B1 to B								B1 to A								B1 to C							
	Cars	LGV	OGV1	OGV2	Buses	M/C	Cycle	Total	Cars	LGV	OGV1	OGV2	Buses	M/C	Cycle	Total	Cars	LGV	OGV1	OGV2	Buses	M/C	Cycle	Total
07:00	0	0	0	0	0	0	0	0	5	1	0	0	0	0	0	6	0	0	0	0	0	0	0	0
07:15	0	0	0	0	0	0	0	0	4	0	0	0	0	0	0	4	0	0	0	0	0	0	0	0
07:30	0	0	0	0	0	0	0	0	7	2	0	0	0	0	0	9	0	0	0	0	0	1	0	1
07:45	0	0	0	0	0	0	0	0	2	1	0	0	0	0	0	3	0	0	0	0	0	0	0	0
08:00	0	0	0	0	0	0	0	0	8	5	0	0	0	0	0	13	0	0	0	0	0	0	0	0
08:15	0	0	0	0	0	0	0	0	6	1	0	0	0	0	0	7	0	0	0	0	0	0	0	0
08:30	0	0	0	0	0	0	0	0	11	2	0	0	0	0	0	13	0	0	0	0	0	0	0	0
08:45	0	0	0	0	0	0	0	0	7	2	0	0	0	0	0	9	0	0	0	0	0	0	0	0
09:00	0	0	0	0	0	0	0	0	5	0	0	0	0	0	0	5	0	0	0	0	0	0	0	0
09:15	0	0	0	0	0	0	0	0	7	2	0	0	0	0	0	9	0	0	0	0	0	0	0	0
09:30	0	0	0	0	0	0	0	0	4	2	1	0	0	0	0	7	0	0	0	0	0	0	0	0
09:45	0	0	0	0	0	0	0	0	8	2	0	0	0	0	0	10	0	0	0	0	0	0	0	0
16:00	0	0	0	0	0	0	0	0	8	2	0	0	0	0	0	10	0	0	0	0	0	0	0	0
16:15	0	0	0	0	0	0	0	0	1	2	0	0	0	0	0	3	0	0	0	0	0	1	0	1
16:30	0	0	0	0	0	0	0	0	7	1	0	0	0	0	0	8	0	0	0	0	0	0	0	0
16:45	0	0	0	0	0	0	0	0	5	0	0	0	0	0	0	5	0	0	0	0	0	0	0	0
17:00	0	0	0	0	0	0	0	0	9	0	0	0	0	0	0	9	0	0	0	0	0	0	0	0
17:15	0	0	0	0	0	0	0	0	8	0	0	0	0	0	0	8	0	0	0	0	0	0	0	0
17:30	0	0	0	0	0	0	0	0	9	0	0	0	0	0	0	9	0	0	0	0	0	0	0	0
17:45	0	0	0	0	0	0	0	0	7	0	0	0	0	0	0	7	0	0	0	0	0	0	0	0
18:00	0	0	0	0	0	0	0	0	5	2	0	0	0	0	0	7	0	0	0	0	0	0	0	0
18:15	0	0	0	0	0	0	0	0	0	0	0	0	0	0	0	0	0	0	0	0	0	0	0	0
18:30	0	0	0	0	0	0	0	0	3	0	0	0	0	0	0	3	0	0	0	0	0	0	0	0
18:45	0	0	0	0	0	0	0	0	4	1	0	0	0	0	0	5	0	0	0	0	0	0	0	0
Start Time	Rolling Hour								Rolling Hour								Rolling Hour							
	Cars	LGV	OGV1	OGV2	Buses	M/C	Cycle	Total	Cars	LGV	OGV1	OGV2	Buses	M/C	Cycle	Total	Cars	LGV	OGV1	OGV2	Buses	M/C	Cycle	Total
07:00	0	0	0	0	0	0	0	0	18	4	0	0	0	0	0	22	0	0	0	0	0	1	0	1
07:15	0	0	0	0	0	0	0	0	21	8	0	0	0	0	0	29	0	0	0	0	0	1	0	1
07:30	0	0	0	0	0	0	0	0	23	9	0	0	0	0	0	32	0	0	0	0	0	1	0	1
07:45	0	0	0	0	0	0	0	0	27	9	0	0	0	0	0	36	0	0	0	0	0	0	0	0
08:00	0	0	0	0	0	0	0	0	32	10	0	0	0	0	0	42	0	0	0	0	0	0	0	0
08:15	0	0	0	0	0	0	0	0	29	5	0	0	0	0	0	34	0	0	0	0	0	0	0	0
08:30	0	0	0	0	0	0	0	0	30	6	0	0	0	0	0	36	0	0	0	0	0	0	0	0
08:45	0	0	0	0	0	0	0	0	23	6	1	0	0	0	0	30	0	0	0	0	0	0	0	0
09:00	0	0	0	0	0	0	0	0	24	6	1	0	0	0	0	31	0	0	0	0	0	0	0	0
16:00	0	0	0	0	0	0	0	0	21	5	0	0	0	0	0	26	0	0	0	0	0	1	0	1
16:15	0	0	0	0	0	0	0	0	22	3	0	0	0	0	0	25	0	0	0	0	0	1	0	1
16:30	0	0	0	0	0	0	0	0	29	1	0	0	0	0	0	30	0	0	0	0	0	0	0	0
16:45	0	0	0	0	0	0	0	0	31	0	0	0	0	0	0	31	0	0	0	0	0	0	0	0
17:00	0	0	0	0	0	0	0	0	33	0	0	0	0	0	0	33	0	0	0	0	0	0	0	0
17:15	0	0	0	0	0	0	0	0	29	2	0	0	0	0	0	31	0	0	0	0	0	0	0	0
17:30	0	0	0	0	0	0	0	0	21	2	0	0	0	0	0	23	0	0	0	0	0	0	0	0
17:45	0	0	0	0	0	0	0	0	15	2	0	0	0	0	0	17	0	0	0	0	0	0	0	0
18:00	0	0	0	0	0	0	0	0	12	3	0	0	0	0	0	15	0	0	0	0	0	0	0	0

# Intelligent Data Collection Limited



Client: Mott MacDonald  
 Project Number: ID06180  
 Junction Number: Site 23

Date of Survey: 07.12.2021  
 Junction Name: A1303 Newmarket Road / High Ditch Road  
 Junction Type: T-Junction

Arm A: High Ditch Road (N)  
 Arm B: A1303 Newmarket Road (E)

Arm C: A1303 Newmarket Road (W)

Time	B2 to B								B2 to A								B2 to C							
	Cars	LGV	OGV1	OGV2	Buses	M/C	Cycle	Total	Cars	LGV	OGV1	OGV2	Buses	M/C	Cycle	Total	Cars	LGV	OGV1	OGV2	Buses	M/C	Cycle	Total
07:00	0	0	0	0	0	0	0	0	0	0	0	0	0	0	0	0	239	70	3	1	1	0	0	314
07:15	0	0	0	0	0	0	0	0	0	0	0	0	0	0	0	0	276	94	4	4	2	4	1	385
07:30	0	0	0	0	0	0	0	0	0	0	0	0	0	0	0	0	283	78	4	2	2	2	0	371
07:45	0	0	0	0	0	0	0	0	0	0	0	0	0	0	0	0	317	71	5	0	2	0	0	395
08:00	0	0	0	0	0	0	0	0	0	0	0	0	0	0	0	0	298	53	2	0	2	0	0	355
08:15	0	0	0	0	0	0	0	0	0	0	0	0	0	0	0	0	296	51	4	4	1	2	0	358
08:30	0	0	0	0	0	0	0	0	0	0	0	0	0	0	0	0	236	55	7	4	2	0	0	304
08:45	0	0	0	0	0	0	0	0	0	0	0	0	0	0	0	0	261	47	4	3	0	1	0	316
09:00	0	0	0	0	0	0	0	0	0	0	0	0	0	0	0	0	223	40	8	2	1	3	0	277
09:15	0	0	0	0	0	0	0	0	0	0	0	0	0	0	0	0	237	32	5	2	1	1	0	278
09:30	0	0	0	0	0	0	0	0	0	0	0	0	0	0	0	0	196	40	4	3	4	0	0	247
09:45	0	0	0	0	0	0	0	0	0	0	0	0	0	0	0	0	163	19	5	4	2	0	0	193
16:00	0	0	0	0	0	0	0	0	0	0	0	0	0	0	0	0	134	31	0	4	1	1	0	171
16:15	0	0	0	0	0	0	0	0	0	0	0	0	0	0	0	0	118	26	1	0	1	1	0	147
16:30	0	0	0	0	0	0	0	0	0	0	0	0	0	0	0	0	119	23	1	1	0	0	0	144
16:45	0	0	0	0	0	0	0	0	0	0	0	0	0	0	0	0	107	21	0	1	1	0	0	130
17:00	0	0	0	0	0	0	0	0	0	0	0	0	0	0	0	0	137	19	0	0	1	0	0	157
17:15	0	0	0	0	0	0	0	0	0	0	0	0	0	0	0	0	158	16	0	0	0	0	0	174
17:30	0	0	0	0	0	0	0	0	0	0	0	0	0	0	0	0	132	14	0	1	0	0	0	147
17:45	0	0	0	0	0	0	0	0	0	0	0	0	0	0	0	0	142	18	0	0	0	0	0	160
18:00	0	0	0	0	0	0	0	0	0	0	0	0	0	0	0	0	121	9	0	2	2	1	0	135
18:15	0	0	0	0	0	0	0	0	0	0	0	0	0	0	0	0	127	8	1	0	1	0	0	137
18:30	0	0	0	0	0	0	0	0	0	0	0	0	0	0	0	0	126	6	0	0	1	0	0	133
18:45	0	0	0	0	0	0	0	0	0	0	0	0	0	0	0	0	97	9	0	0	1	0	0	107
Start Time	Rolling Hour								Rolling Hour								Rolling Hour							
	Cars	LGV	OGV1	OGV2	Buses	M/C	Cycle	Total	Cars	LGV	OGV1	OGV2	Buses	M/C	Cycle	Total	Cars	LGV	OGV1	OGV2	Buses	M/C	Cycle	Total
07:00	0	0	0	0	0	0	0	0	0	0	0	0	0	0	0	0	1115	313	16	7	7	6	1	1465
07:15	0	0	0	0	0	0	0	0	0	0	0	0	0	0	0	0	1174	296	15	6	8	6	1	1506
07:30	0	0	0	0	0	0	0	0	0	0	0	0	0	0	0	0	1194	253	15	6	7	4	0	1479
07:45	0	0	0	0	0	0	0	0	0	0	0	0	0	0	0	0	1147	230	18	8	7	2	0	1412
08:00	0	0	0	0	0	0	0	0	0	0	0	0	0	0	0	0	1091	206	17	11	5	3	0	1333
08:15	0	0	0	0	0	0	0	0	0	0	0	0	0	0	0	0	1016	193	23	13	4	6	0	1255
08:30	0	0	0	0	0	0	0	0	0	0	0	0	0	0	0	0	957	174	24	11	4	5	0	1175
08:45	0	0	0	0	0	0	0	0	0	0	0	0	0	0	0	0	917	159	21	10	6	5	0	1118
09:00	0	0	0	0	0	0	0	0	0	0	0	0	0	0	0	0	819	131	22	11	8	4	0	995
16:00	0	0	0	0	0	0	0	0	0	0	0	0	0	0	0	0	478	101	2	6	3	2	0	592
16:15	0	0	0	0	0	0	0	0	0	0	0	0	0	0	0	0	481	89	2	2	3	1	0	578
16:30	0	0	0	0	0	0	0	0	0	0	0	0	0	0	0	0	521	79	1	2	2	0	0	605
16:45	0	0	0	0	0	0	0	0	0	0	0	0	0	0	0	0	534	70	0	2	2	0	0	608
17:00	0	0	0	0	0	0	0	0	0	0	0	0	0	0	0	0	569	67	0	1	1	0	0	638
17:15	0	0	0	0	0	0	0	0	0	0	0	0	0	0	0	0	553	57	0	3	2	1	0	616
17:30	0	0	0	0	0	0	0	0	0	0	0	0	0	0	0	0	522	49	1	3	3	1	0	579
17:45	0	0	0	0	0	0	0	0	0	0	0	0	0	0	0	0	516	41	1	2	4	1	0	565
18:00	0	0	0	0	0	0	0	0	0	0	0	0	0	0	0	0	471	32	1	2	5	1	0	512

# Intelligent Data Collection Limited



Client: Mott McDonald  
 Project Number: ID06180  
 Junction Number: Site 23

Date of Survey: 07.12.2021  
 Junction Name: A1303 Newmarket Road / High Ditch Road  
 Junction Type: T-Junction

Arm A: High Ditch Road (N)  
 Arm B: A1303 Newmarket Road (E)  
 Arm C: A1303 Newmarket Road (W)

Time	C1 to C							C1 to B							C1 to A									
	Cars	LGV	OGV1	OGV2	Buses	M/C	Cycle	Total	Cars	LGV	OGV1	OGV2	Buses	M/C	Cycle	Total	Cars	LGV	OGV1	OGV2	Buses	M/C	Cycle	Total
07:00								0	79	12	2	2	2	0	0	97	2	0	0	0	0	0	0	2
07:15								0	100	17	1	3	0	1	0	122	1	1	0	0	0	0	0	2
07:30								0	112	19	4	2	1	1	0	139	3	0	0	0	0	0	0	3
07:45								0	108	19	2	1	0	1	0	131	2	1	0	0	0	0	0	3
08:00								0	128	15	1	0	3	1	0	148	2	2	0	0	0	0	0	4
08:15								0	155	22	2	3	0	1	0	183	4	0	0	0	0	0	0	4
08:30								0	123	18	3	1	0	0	0	145	4	2	0	0	0	0	0	6
08:45								0	120	21	2	1	2	0	0	146	6	0	0	0	0	0	0	6
09:00								0	118	17	2	0	1	0	0	138	7	2	0	0	0	0	0	9
09:15								0	101	28	1	1	1	1	0	133	5	1	0	0	0	0	0	6
09:30								0	84	32	3	3	1	1	0	124	3	1	0	0	0	0	0	4
09:45								0	93	30	2	1	1	0	0	127	1	1	0	0	0	0	0	2
16:00								0	265	75	5	1	2	1	0	349	3	0	0	0	0	0	0	3
16:15								0	258	54	1	0	0	0	0	313	5	3	0	0	0	0	0	8
16:30								0	233	39	0	2	1	1	0	276	5	0	0	0	0	1	0	6
16:45								0	289	31	3	1	1	3	0	328	5	0	0	0	0	0	0	5
17:00								0	292	32	1	0	2	0	0	327	4	0	0	0	0	0	0	4
17:15								0	270	22	1	2	0	0	0	295	4	2	0	0	0	0	0	6
17:30								0	281	24	0	0	1	2	0	308	6	0	0	0	0	0	0	6
17:45								0	220	20	0	0	1	1	0	242	1	0	0	0	0	0	0	1
18:00								0	245	11	0	0	0	1	0	257	5	1	0	0	0	0	0	6
18:15								0	195	10	0	0	1	0	0	206	6	0	0	0	0	0	0	6
18:30								0	164	18	0	2	3	2	0	189	1	0	0	0	0	0	0	1
18:45								0	135	13	0	0	2	0	0	150	1	0	0	0	0	0	0	1
Start Time	Rolling Hour							Total	Rolling Hour							Total	Rolling Hour							Total
07:00	0	0	0	0	0	0	0	0	399	67	9	8	3	3	0	489	8	2	0	0	0	0	0	10
07:15	0	0	0	0	0	0	0	0	448	70	8	6	4	4	0	540	8	4	0	0	0	0	0	12
07:30	0	0	0	0	0	0	0	0	503	75	9	6	4	4	0	601	11	3	0	0	0	0	0	14
07:45	0	0	0	0	0	0	0	0	514	74	8	5	3	3	0	607	12	5	0	0	0	0	0	17
08:00	0	0	0	0	0	0	0	0	526	76	8	5	5	2	0	622	16	4	0	0	0	0	0	20
08:15	0	0	0	0	0	0	0	0	516	78	9	5	3	1	0	612	21	4	0	0	0	0	0	25
08:30	0	0	0	0	0	0	0	0	462	84	8	3	4	1	0	562	22	5	0	0	0	0	0	27
08:45	0	0	0	0	0	0	0	0	423	98	8	5	5	2	0	541	21	4	0	0	0	0	0	25
09:00	0	0	0	0	0	0	0	0	396	107	8	5	4	2	0	522	16	5	0	0	0	0	0	21
16:00	0	0	0	0	0	0	0	0	1045	199	9	4	4	5	0	1266	18	3	0	0	0	1	0	22
16:15	0	0	0	0	0	0	0	0	1072	156	5	3	4	4	0	1244	19	3	0	0	0	1	0	23
16:30	0	0	0	0	0	0	0	0	1084	124	5	5	4	4	0	1226	18	2	0	0	0	1	0	21
16:45	0	0	0	0	0	0	0	0	1132	109	5	3	4	5	0	1258	19	2	0	0	0	0	0	21
17:00	0	0	0	0	0	0	0	0	1063	98	2	2	4	3	0	1172	15	2	0	0	0	0	0	17
17:15	0	0	0	0	0	0	0	0	1016	77	1	2	2	4	0	1102	16	3	0	0	0	0	0	19
17:30	0	0	0	0	0	0	0	0	941	65	0	0	3	4	0	1013	18	1	0	0	0	0	0	19
17:45	0	0	0	0	0	0	0	0	824	59	0	2	5	4	0	894	13	1	0	0	0	0	0	14
18:00	0	0	0	0	0	0	0	0	739	52	0	2	6	3	0	802	13	1	0	0	0	0	0	14

# Intelligent Data Collection Limited



Client: Mott McDonald Date of Survey: 07.12.2021  
 Project Number: ID06180 Junction Name: A1303 Newmarket Road / High Ditch Road  
 Junction Number: Site 23 Junction Type: T-Junction

Time	Arm A Approach								Arm A Exit									
	Cars	LGV	OGV1	OGV2	Buses	M/C	Cycle	Total	Cars	LGV	OGV1	OGV2	Buses	M/C	Cycle	Total		
07:00	9	1	0	0	0	0	0	10	7	1	0	0	0	0	0	8		
07:15	10	4	0	0	0	0	0	14	5	1	0	0	0	0	0	6		
07:30	13	3	0	0	0	0	0	16	10	2	0	0	0	0	0	12		
07:45	20	9	0	0	0	0	0	29	4	2	0	0	0	0	0	6		
08:00	15	2	0	0	0	0	0	17	10	7	0	0	0	0	0	17		
08:15	42	5	0	0	0	0	0	47	10	1	0	0	0	0	0	11		
08:30	36	6	0	0	0	0	0	42	15	4	0	0	0	0	0	19		
08:45	12	3	0	0	0	0	0	15	13	2	0	0	0	0	0	15		
09:00	13	2	0	0	0	0	0	15	12	2	0	0	0	0	0	14		
09:15	8	0	0	0	0	0	0	8	12	3	0	0	0	0	0	15		
09:30	4	1	0	0	0	0	0	5	7	3	1	0	0	0	0	11		
09:45	9	1	0	0	0	0	0	10	9	3	0	0	0	0	0	12		
16:00	8	4	0	0	0	0	0	12	11	2	0	0	0	0	0	13		
16:15	10	2	0	0	0	0	0	12	6	5	0	0	0	0	0	11		
16:30	13	3	0	0	0	0	0	16	12	1	0	0	0	1	0	14		
16:45	9	1	0	0	0	0	0	10	10	0	0	0	0	0	0	10		
17:00	21	1	0	0	0	0	0	22	13	0	0	0	0	0	0	13		
17:15	11	0	0	0	0	0	0	11	12	2	0	0	0	0	0	14		
17:30	9	1	0	0	0	0	0	10	15	0	0	0	0	0	0	15		
17:45	8	0	0	0	0	0	0	8	8	0	0	0	0	0	0	8		
18:00	8	0	0	0	0	0	0	8	10	3	0	0	0	0	0	13		
18:15	10	0	0	0	0	0	0	10	6	0	0	0	0	0	0	6		
18:30	6	0	0	0	0	0	0	6	4	0	0	0	0	0	0	4		
18:45	5	1	0	0	0	0	0	6	5	1	0	0	0	0	0	6		
Start Time	Rolling Hour								Total	Rolling Hour								Total
07:00	52	17	0	0	0	0	0	69	26	6	0	0	0	0	0	32		
07:15	58	18	0	0	0	0	0	76	29	12	0	0	0	0	0	41		
07:30	90	19	0	0	0	0	0	109	34	12	0	0	0	0	0	46		
07:45	113	22	0	0	0	0	0	135	39	14	0	0	0	0	0	53		
08:00	105	16	0	0	0	0	0	121	48	14	0	0	0	0	0	62		
08:15	103	16	0	0	0	0	0	119	50	9	0	0	0	0	0	59		
08:30	69	11	0	0	0	0	0	80	52	11	0	0	0	0	0	63		
08:45	37	6	0	0	0	0	0	43	44	10	1	0	0	0	0	55		
09:00	34	4	0	0	0	0	0	38	40	11	1	0	0	0	0	52		
16:00	40	10	0	0	0	0	0	50	39	8	0	0	0	1	0	48		
16:15	53	7	0	0	0	0	0	60	41	6	0	0	0	1	0	48		
16:30	54	5	0	0	0	0	0	59	47	3	0	0	0	1	0	51		
16:45	50	3	0	0	0	0	0	53	50	2	0	0	0	0	0	52		
17:00	49	2	0	0	0	0	0	51	48	2	0	0	0	0	0	50		
17:15	36	1	0	0	0	0	0	37	45	5	0	0	0	0	0	50		
17:30	35	1	0	0	0	0	0	36	39	3	0	0	0	0	0	42		
17:45	32	0	0	0	0	0	0	32	28	3	0	0	0	0	0	31		
18:00	29	1	0	0	0	0	0	30	25	4	0	0	0	0	0	29		

# Intelligent Data Collection Limited



**Client:** Mott McDonald      **Date of Survey:** 07.12.2021  
**Project Number:** ID06180      **Junction Name:** A1303 Newmarket Road / High Ditch Road  
**Junction Number:** Site 23      **Junction Type:** T-Junction

Time	Arm B Approach								Arm B Exit									
	Cars	LGV	OGV1	OGV2	Buses	M/C	Cycle	Total	Cars	LGV	OGV1	OGV2	Buses	M/C	Cycle	Total		
07:00	244	71	3	1	1	0	0	320	87	13	2	2	2	0	0	106		
07:15	280	94	4	4	2	4	1	389	107	21	1	3	0	1	0	133		
07:30	290	80	4	2	2	3	0	381	121	21	4	2	1	1	0	150		
07:45	319	72	5	0	2	0	0	398	116	22	2	1	0	1	0	142		
08:00	306	58	2	0	2	0	0	368	133	15	1	0	3	1	0	153		
08:15	302	52	4	4	1	2	0	365	177	25	2	3	0	1	0	208		
08:30	247	57	7	4	2	0	0	317	134	20	3	1	0	0	0	158		
08:45	268	49	4	3	0	1	0	325	123	24	2	1	2	0	0	152		
09:00	228	40	8	2	1	3	0	282	123	17	2	0	1	0	0	143		
09:15	244	34	5	2	1	1	0	287	106	28	1	1	1	1	0	138		
09:30	200	42	5	3	4	0	0	254	88	33	3	3	1	1	0	129		
09:45	171	21	5	4	2	0	0	203	100	30	2	1	1	0	0	134		
16:00	142	33	0	4	1	1	0	181	271	79	5	1	2	1	0	359		
16:15	119	28	1	0	1	2	0	151	267	56	1	0	0	0	0	324		
16:30	126	24	1	1	0	0	0	152	246	41	0	2	1	1	0	291		
16:45	112	21	0	1	1	0	0	135	298	32	3	1	1	3	0	338		
17:00	146	19	0	0	1	0	0	166	311	33	1	0	2	0	0	347		
17:15	166	16	0	0	0	0	0	182	280	22	1	2	0	0	0	305		
17:30	141	14	0	1	0	0	0	156	290	25	0	0	1	2	0	318		
17:45	149	18	0	0	0	0	0	167	227	20	0	0	1	1	0	249		
18:00	126	11	0	2	2	1	0	142	250	11	0	0	0	1	0	262		
18:15	127	8	1	0	1	0	0	137	204	10	0	0	1	0	0	215		
18:30	129	6	0	0	1	0	0	136	168	18	0	2	3	2	0	193		
18:45	101	10	0	0	1	0	0	112	140	13	0	0	2	0	0	155		
Start Time	Rolling Hour								Total	Rolling Hour								Total
07:00	1133	317	16	7	7	7	1	1488	431	77	9	8	3	3	0	531		
07:15	1195	304	15	6	8	7	1	1536	477	79	8	6	4	4	0	578		
07:30	1217	262	15	6	7	5	0	1512	547	83	9	6	4	4	0	653		
07:45	1174	239	18	8	7	2	0	1448	560	82	8	5	3	3	0	661		
08:00	1123	216	17	11	5	3	0	1375	567	84	8	5	5	2	0	671		
08:15	1045	198	23	13	4	6	0	1289	557	86	9	5	3	1	0	661		
08:30	987	180	24	11	4	5	0	1211	486	89	8	3	4	1	0	591		
08:45	940	165	22	10	6	5	0	1148	440	102	8	5	5	2	0	562		
09:00	843	137	23	11	8	4	0	1026	417	108	8	5	4	2	0	544		
16:00	499	106	2	6	3	3	0	619	1082	208	9	4	4	5	0	1312		
16:15	503	92	2	2	3	2	0	604	1122	162	5	3	4	4	0	1300		
16:30	550	80	1	2	2	0	0	635	1135	128	5	5	4	4	0	1281		
16:45	565	70	0	2	2	0	0	639	1179	112	5	3	4	5	0	1308		
17:00	602	67	0	1	1	0	0	671	1108	100	2	2	4	3	0	1219		
17:15	582	59	0	3	2	1	0	647	1047	78	1	2	2	4	0	1134		
17:30	543	51	1	3	3	1	0	602	971	66	0	0	3	4	0	1044		
17:45	531	43	1	2	4	1	0	582	849	59	0	2	5	4	0	919		
18:00	483	35	1	2	5	1	0	527	762	52	0	2	6	3	0	825		

# Intelligent Data Collection Limited



**Client:** Mott McDonald      **Date of Survey:** 07.12.2021  
**Project Number:** ID06180      **Junction Name:** A1303 Newmarket Road / High Ditch Road  
**Junction Number:** Site 23      **Junction Type:** T-Junction

Time	Arm C Approach								Arm C Exit									
	Cars	LGV	OGV1	OGV2	Buses	M/C	Cycle	Total	Cars	LGV	OGV1	OGV2	Buses	M/C	Cycle	Total		
07:00	81	12	2	2	2	0	0	99	240	70	3	1	1	0	0	315		
07:15	101	18	1	3	0	1	0	124	279	94	4	4	2	4	1	388		
07:30	115	19	4	2	1	1	0	142	287	79	4	2	2	3	0	377		
07:45	110	20	2	1	0	1	0	134	329	77	5	0	2	0	0	413		
08:00	130	17	1	0	3	1	0	152	308	55	2	0	2	0	0	367		
08:15	159	22	2	3	0	1	0	187	316	53	4	4	1	2	0	380		
08:30	127	20	3	1	0	0	0	151	261	59	7	4	2	0	0	333		
08:45	126	21	2	1	2	0	0	152	270	47	4	3	0	1	0	325		
09:00	125	19	2	0	1	0	0	147	231	42	8	2	1	3	0	287		
09:15	106	29	1	1	1	1	0	139	240	32	5	2	1	1	0	281		
09:30	87	33	3	3	1	1	0	128	196	40	4	3	4	0	0	247		
09:45	94	31	2	1	1	0	0	129	165	20	5	4	2	0	0	196		
16:00	268	75	5	1	2	1	0	352	136	31	0	4	1	1	0	173		
16:15	263	57	1	0	0	0	0	321	119	26	1	0	1	2	0	149		
16:30	238	39	0	2	1	2	0	282	119	24	1	1	0	0	0	145		
16:45	294	31	3	1	1	3	0	333	107	21	0	1	1	0	0	130		
17:00	296	32	1	0	2	0	0	331	139	19	0	0	1	0	0	159		
17:15	274	24	1	2	0	0	0	301	159	16	0	0	0	0	0	175		
17:30	287	24	0	0	1	2	0	314	132	14	0	1	0	0	0	147		
17:45	221	20	0	0	1	1	0	243	143	18	0	0	0	0	0	161		
18:00	250	12	0	0	0	1	0	263	124	9	0	2	2	1	0	138		
18:15	201	10	0	0	1	0	0	212	128	8	1	0	1	0	0	138		
18:30	165	18	0	2	3	2	0	190	128	6	0	0	1	0	0	135		
18:45	136	13	0	0	2	0	0	151	97	10	0	0	1	0	0	108		
Start Time	Rolling Hour								Total	Rolling Hour								Total
07:00	407	69	9	8	3	3	0	499	1135	320	16	7	7	7	1	1493		
07:15	456	74	8	6	4	4	0	552	1203	305	15	6	8	7	1	1545		
07:30	514	78	9	6	4	4	0	615	1240	264	15	6	7	5	0	1537		
07:45	526	79	8	5	3	3	0	624	1214	244	18	8	7	2	0	1493		
08:00	542	80	8	5	5	2	0	642	1155	214	17	11	5	3	0	1405		
08:15	537	82	9	5	3	1	0	637	1078	201	23	13	4	6	0	1325		
08:30	484	89	8	3	4	1	0	589	1002	180	24	11	4	5	0	1226		
08:45	444	102	8	5	5	2	0	566	937	161	21	10	6	5	0	1140		
09:00	412	112	8	5	4	2	0	543	832	134	22	11	8	4	0	1011		
16:00	1063	202	9	4	4	6	0	1288	481	102	2	6	3	3	0	597		
16:15	1091	159	5	3	4	5	0	1267	484	90	2	2	3	2	0	583		
16:30	1102	126	5	5	4	5	0	1247	524	80	1	2	2	0	0	609		
16:45	1151	111	5	3	4	5	0	1279	537	70	0	2	2	0	0	611		
17:00	1078	100	2	2	4	3	0	1189	573	67	0	1	1	0	0	642		
17:15	1032	80	1	2	2	4	0	1121	558	57	0	3	2	1	0	621		
17:30	959	66	0	0	3	4	0	1032	527	49	1	3	3	1	0	584		
17:45	837	60	0	2	5	4	0	908	523	41	1	2	4	1	0	572		
18:00	752	53	0	2	6	3	0	816	477	33	1	2	5	1	0	519		

# Intelligent Data Collection Limited



**Client:** Mott McDonald      **Date of Survey:** 07.12.2021  
**Project Number:** ID06180      **Junction Name:** A1303 Newmarket Road / High Ditch Road  
**Junction Number:** Site 23      **Junction Type:** T-Junction

Total Junction Flow								
Time	Cars	LGV	OGV1	OGV2	Buses	M/C	Cycle	Total
07:00	334	84	5	3	3	0	0	429
07:15	391	116	5	7	2	5	1	527
07:30	418	102	8	4	3	4	0	539
07:45	449	101	7	1	2	1	0	561
08:00	451	77	3	0	5	1	0	537
08:15	503	79	6	7	1	3	0	599
08:30	410	83	10	5	2	0	0	510
08:45	406	73	6	4	2	1	0	492
09:00	366	61	10	2	2	3	0	444
09:15	358	63	6	3	2	2	0	434
09:30	291	76	8	6	5	1	0	387
09:45	274	53	7	5	3	0	0	342
16:00	418	112	5	5	3	2	0	545
16:15	392	87	2	0	1	2	0	484
16:30	377	66	1	3	1	2	0	450
16:45	415	53	3	2	2	3	0	478
17:00	463	52	1	0	3	0	0	519
17:15	451	40	1	2	0	0	0	494
17:30	437	39	0	1	1	2	0	480
17:45	378	38	0	0	1	1	0	418
18:00	384	23	0	2	2	2	0	413
18:15	338	18	1	0	2	0	0	359
18:30	300	24	0	2	4	2	0	332
18:45	242	24	0	0	3	0	0	269
Start Time	Rolling Hour							Total
07:00	1592	403	25	15	10	10	1	2056
07:15	1709	396	23	12	12	11	1	2164
07:30	1821	359	24	12	11	9	0	2236
07:45	1813	340	26	13	10	5	0	2207
08:00	1770	312	25	16	10	5	0	2138
08:15	1685	296	32	18	7	7	0	2045
08:30	1540	280	32	14	8	6	0	1880
08:45	1421	273	30	15	11	7	0	1757
09:00	1289	253	31	16	12	6	0	1607
16:00	1602	318	11	10	7	9	0	1957
16:15	1647	258	7	5	7	7	0	1931
16:30	1706	211	6	7	6	5	0	1941
16:45	1766	184	5	5	6	5	0	1971
17:00	1729	169	2	3	5	3	0	1911
17:15	1650	140	1	5	4	5	0	1805
17:30	1537	118	1	3	6	5	0	1670
17:45	1400	103	1	4	9	5	0	1522
18:00	1264	89	1	4	11	4	0	1373



# Intelligent Data Collection Limited



Client: Mott McDonald  
 Project Number: ID06180  
 Junction Number: Site 23

Date of Survey: 07.12.2021  
 Junction Name: A1303 Newmarket Road / High Ditch Road  
 Junction Type: T-Junction

Arm A: High Ditch Road (N)  
 Arm B: A1303 Newmarket Road (E)

Arm C: A1303 Newmarket Road (W)

PCU Summary															
Time	A1 to A	A1 to C	A1 to B	A2 to A	A2 to C	A2 to B	B1 to B	B1 to A	B1 to C	B2 to B	B2 to A	B2 to C	C1 to C	C1 to B	C1 to A
07:00	0	1	0	0	0	9	0	6	0	0	0	318	0	103	2
07:15	0	3	0	0	0	11	0	4	0	0	0	391	0	126	2
07:30	0	5	0	0	0	11	0	9	0	0	0	376	0	144	3
07:45	0	16	0	0	2	11	0	3	0	0	0	400	0	133	3
08:00	0	11	0	0	1	5	0	13	0	0	0	358	0	151	4
08:15	0	22	0	0	0	25	0	7	0	0	0	365	0	187	4
08:30	0	27	0	0	2	13	0	13	0	0	0	315	0	148	6
08:45	0	9	0	0	0	6	0	9	0	0	0	321	0	150	6
09:00	0	10	0	0	0	5	0	5	0	0	0	283	0	140	9
09:15	0	3	0	0	0	5	0	9	0	0	0	284	0	135	6
09:30	0	0	0	0	0	5	0	8	0	0	0	257	0	130	4
09:45	0	3	0	0	0	7	0	10	0	0	0	203	0	130	2
16:00	0	2	0	0	0	10	0	10	0	0	0	177	0	354	3
16:15	0	1	0	0	0	11	0	3	0	0	0	148	0	314	8
16:30	0	1	0	0	0	15	0	8	0	0	0	146	0	279	5
16:45	0	0	0	0	0	10	0	5	0	0	0	132	0	330	5
17:00	0	2	0	0	0	20	0	9	0	0	0	158	0	330	4
17:15	0	1	0	0	0	10	0	8	0	0	0	174	0	298	6
17:30	0	0	0	0	0	10	0	9	0	0	0	148	0	308	6
17:45	0	1	0	0	0	7	0	7	0	0	0	160	0	242	1
18:00	0	2	0	0	1	5	0	7	0	0	0	139	0	256	6
18:15	0	1	0	0	0	9	0	0	0	0	0	139	0	207	6
18:30	0	2	0	0	0	4	0	3	0	0	0	134	0	193	1
18:45	0	1	0	0	0	5	0	5	0	0	0	108	0	152	1
Start Time	Rolling Hour														
07:00	0	25	0	0	2	42	0	22	0	0	0	1485	0	505	10
07:15	0	35	0	0	3	38	0	29	0	0	0	1525	0	553	12
07:30	0	54	0	0	3	52	0	32	0	0	0	1499	0	615	14
07:45	0	76	0	0	5	54	0	36	0	0	0	1437	0	619	17
08:00	0	69	0	0	3	49	0	42	0	0	0	1359	0	636	20
08:15	0	68	0	0	2	49	0	34	0	0	0	1284	0	625	25
08:30	0	49	0	0	2	29	0	36	0	0	0	1202	0	573	27
08:45	0	22	0	0	0	21	0	31	0	0	0	1145	0	555	25
09:00	0	16	0	0	0	22	0	32	0	0	0	1026	0	535	21
16:00	0	4	0	0	0	46	0	26	0	0	0	603	0	1277	21
16:15	0	4	0	0	0	56	0	25	0	0	0	584	0	1252	22
16:30	0	4	0	0	0	55	0	30	0	0	0	610	0	1237	20
16:45	0	3	0	0	0	50	0	31	0	0	0	613	0	1265	21
17:00	0	4	0	0	0	47	0	33	0	0	0	640	0	1178	17
17:15	0	4	0	0	1	32	0	31	0	0	0	621	0	1105	19
17:30	0	4	0	0	1	31	0	23	0	0	0	586	0	1014	19
17:45	0	6	0	0	1	25	0	17	0	0	0	572	0	899	14
18:00	0	6	0	0	1	23	0	15	0	0	0	520	0	809	14

# Intelligent Data Collection Limited



**Client:** Mott MacDonald  
**Project Number:** ID06180  
**Site Number:** Site 2  
**Site Name:** Bannold Road  
**Dates of Survey:** 04.12.2021, 07.12.2021 and 08.12.2021  
**Survey Type:** Pedestrian & Cycle Count

X Coordinate	Y Coordinate	Google Maps Link
52.270862	0.190367	<a href="#">Click Here</a>

## Site Layout



### Additional Notes (Factors which may impact on survey results such as accidents, roadworks, special events)

The yellow shaded area represents the crossing area analysed.

# Intelligent Data Collection Limited



**Client:** Mott MacDonald  
**Project Number:** ID06180  
**Site Number:** Site 2  
**Site Name:** Bannold Road  
**Dates of Survey:** 04.12.2021, 07.12.2021 and 08.12.2021  
**Survey Type:** Pedestrian & Cycle Count

## AM Peak Totals

Date	Movement 1			Movement 2		
	Peds	Cyclists	Total	Peds	Cyclists	Total
07.12.2021	7	0	<b>7</b>	6	0	<b>6</b>
08.12.2021	9	0	<b>9</b>	7	0	<b>7</b>

## PM Peak Totals

Date	Movement 1			Movement 2		
	Peds	Cyclists	Total	Peds	Cyclists	Total
04.12.2021	14	0	<b>14</b>	11	0	<b>11</b>
07.12.2021	7	0	<b>7</b>	9	0	<b>9</b>
08.12.2021	19	0	<b>19</b>	23	0	<b>23</b>

# Intelligent Data Collection Limited



**Client:** Mott MacDonald  
**Project Number:** ID06180  
**Site Number:** Site 2  
**Site Name:** Bannold Road  
**Date of Survey:** 07.12.2021  
**Survey Type:** Pedestrian & Cycle Count

**Input by:** Gabriela Zelenkova  
**Checked by:** Luke Martin

Time	Movement 1			Movement 2		
	Peds	Cyclists	Total	Peds	Cyclists	Total
07:00	1	0	1	0	0	0
07:15	1	0	1	0	0	0
07:30	0	0	0	0	0	0
07:45	0	0	0	0	0	0
08:00	0	0	0	0	0	0
08:15	0	0	0	0	0	0
08:30	0	0	0	1	0	1
08:45	3	0	3	1	0	1
09:00	0	0	0	1	0	1
09:15	2	0	2	3	0	3
09:30	0	0	0	0	0	0
09:45	0	0	0	0	0	0
<b>07:00-10:00 Total</b>	<b>7</b>	<b>0</b>	<b>7</b>	<b>6</b>	<b>0</b>	<b>6</b>
16:00	0	0	0	0	0	0
16:15	0	0	0	2	0	2
16:30	2	0	2	0	0	0
16:45	0	0	0	1	0	1
17:00	1	0	1	0	0	0
17:15	0	0	0	2	0	2
17:30	1	0	1	1	0	1
17:45	0	0	0	1	0	1
18:00	2	0	2	0	0	0
18:15	0	0	0	2	0	2
18:30	0	0	0	0	0	0
18:45	1	0	1	0	0	0
<b>16:00-19:00 Total</b>	<b>7</b>	<b>0</b>	<b>7</b>	<b>9</b>	<b>0</b>	<b>9</b>

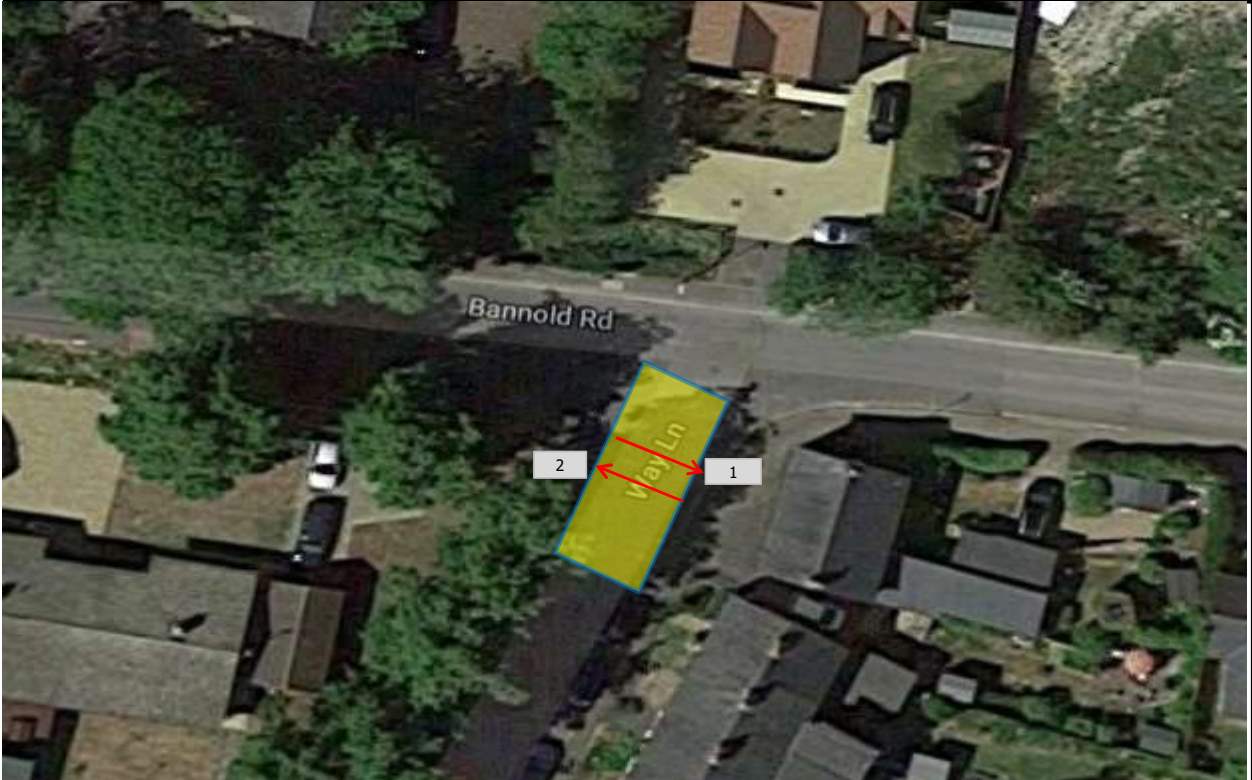
# Intelligent Data Collection Limited



**Client:** Mott MacDonald  
**Project Number:** ID06180  
**Site Number:** Site 3  
**Site Name:** Way Lane  
**Dates of Survey:** 07.12.2021 and 08.12.2021  
**Survey Type:** Pedestrian & Cycle Count

X Coordinate	Y Coordinate	Google Maps Link
--------------	--------------	------------------

52.270504	0.19579	<a href="#">Click Here</a>
-----------	---------	----------------------------



**Additional Notes** (Factors which may impact on survey results such as accidents, roadworks, special events)

The yellow shaded area represents the crossing area analysed.

Data is not available for 4th December.

# Intelligent Data Collection Limited



**Client:** Mott MacDonald  
**Project Number:** ID06180  
**Site Number:** Site 3  
**Site Name:** Way Lane  
**Dates of Survey:** 07.12.2021 and 08.12.2021  
**Survey Type:** Pedestrian & Cycle Count

## AM Peak Totals

Date	Movement 1			Movement 2		
	Peds	Cyclists	Total	Peds	Cyclists	Total
07.12.2021	10	0	<b>10</b>	23	2	<b>25</b>
08.12.2021	14	1	<b>15</b>	15	1	<b>16</b>

## PM Peak Totals

Date	Movement 1			Movement 2		
	Peds	Cyclists	Total	Peds	Cyclists	Total
04.12.2021						
07.12.2021	1	0	<b>1</b>	5	0	<b>5</b>
08.12.2021	5	1	<b>6</b>	3	0	<b>3</b>

# Intelligent Data Collection Limited



**Client:** Mott MacDonald  
**Project Number:** ID06180  
**Site Number:** Site 3  
**Site Name:** Way Lane  
**Date of Survey:** 07.12.2021  
**Survey Type:** Pedestrian & Cycle Count

**Input by:** Gabriela Zelenkova  
**Checked by:** Luke Martin

Time	Movement 1			Movement 2		
	Peds	Cyclists	Total	Peds	Cyclists	Total
07:00	0	0	0	0	0	0
07:15	1	0	1	0	0	0
07:30	1	0	1	0	0	0
07:45	1	0	1	2	0	2
08:00	1	0	1	0	0	0
08:15	0	0	0	2	1	3
08:30	1	0	1	17	0	17
08:45	4	0	4	1	0	1
09:00	0	0	0	1	0	1
09:15	0	0	0	0	1	1
09:30	0	0	0	0	0	0
09:45	1	0	1	0	0	0
<b>07:00-10:00 Total</b>	<b>10</b>	<b>0</b>	<b>10</b>	<b>23</b>	<b>2</b>	<b>25</b>
16:00	0	0	0	0	0	0
16:15	0	0	0	3	0	3
16:30	0	0	0	0	0	0
16:45	0	0	0	0	0	0
17:00	0	0	0	0	0	0
17:15	0	0	0	0	0	0
17:30	0	0	0	0	0	0
17:45	0	0	0	0	0	0
18:00	0	0	0	1	0	1
18:15	0	0	0	1	0	1
18:30	0	0	0	0	0	0
18:45	1	0	1	0	0	0
<b>16:00-19:00 Total</b>	<b>1</b>	<b>0</b>	<b>1</b>	<b>5</b>	<b>0</b>	<b>5</b>



# Intelligent Data Collection Limited



**Client:** Mott MacDonald  
**Project Number:** ID06180  
**Site Number:** Site 4  
**Site Name:** Bannold Drive / Bannold Road  
**Dates of Survey:** 04.12.2021, 07.12.2021 and 08.12.2021  
**Survey Type:** Pedestrian & Cycle Count

X Coordinate	Y Coordinate	Google Maps Link
--------------	--------------	------------------

Site Layout



**Additional Notes** (Factors which may impact on survey results such as accidents, roadworks, special events)

Footage is missing from 18:45 to 19:00 (07.12.2021).



# Intelligent Data Collection Limited



**Client:** Mott MacDonald  
**Project Number:** ID06180  
**Site Number:** Site 4  
**Site Name:** Bannold Drove / Bannold Road  
**Dates of Survey:** 04.12.2021, 07.12.2021 and 08.12.2021  
**Survey Type:** Pedestrian & Cycle Count

## AM Peak Totals

Date	Movement 1			Movement 2			Movement 3			Movement 4		
	Peds	Cyclists	Total	Peds	Cyclists	Total	Peds	Cyclists	Total	Peds	Cyclists	Total
07.12.2021	8	0	8	11	0	11	21	2	23	23	3	26
08.12.2021	13	0	13	3	0	3	19	1	20	22	2	24

## PM Peak Totals

Date	Movement 1			Movement 2			Movement 3			Movement 6		
	Peds	Cyclists	Total	Peds	Cyclists	Total	Peds	Cyclists	Total	Peds	Cyclists	Total
04.12.2021	8	0	8	10	0	10	47	1	48	42	1	43
07.12.2021	0	0	0	0	0	0	2	1	3	1	2	3
08.12.2021	1	0	1	2	0	2	0	2	2	3	0	3

# Intelligent Data Collection Limited



**Client:** Mott MacDonald  
**Project Number:** ID06180  
**Site Number:** Site 4  
**Site Name:** Bannold Drove / Bannold Road  
**Date of Survey:** 07.12.2021  
**Survey Type:** Pedestrian & Cycle Count

**Input by:** Gabriela Zelenkova  
**Checked by:** Luke Martin

Time	Movement 1			Movement 2			Movement 3			Movement 4		
	Peds	Cyclists	Total	Peds	Cyclists	Total	Peds	Cyclists	Total	Peds	Cyclists	Total
07:00	1	0	1	1	0	1	2	0	2	2	0	2
07:15	0	0	0	1	0	1	4	0	4	1	0	1
07:30	1	0	1	2	0	2	4	0	4	0	0	0
07:45	2	0	2	0	0	0	0	0	0	3	0	3
08:00	1	0	1	2	0	2	2	0	2	1	0	1
08:15	0	0	0	0	0	0	1	1	2	5	1	6
08:30	1	0	1	5	0	5	3	1	4	3	0	3
08:45	0	0	0	0	0	0	2	0	2	1	0	1
09:00	1	0	1	0	0	0	1	0	1	3	1	4
09:15	0	0	0	0	0	0	1	0	1	4	1	5
09:30	0	0	0	0	0	0	0	0	0	0	0	0
09:45	1	0	1	0	0	0	1	0	1	0	0	0
<b>07:00-10:00 Total</b>	<b>8</b>	<b>0</b>	<b>8</b>	<b>11</b>	<b>0</b>	<b>11</b>	<b>21</b>	<b>2</b>	<b>23</b>	<b>23</b>	<b>3</b>	<b>26</b>
16:00	0	0	0	0	0	0	1	1	2	0	1	1
16:15	0	0	0	0	0	0	0	0	0	1	0	1
16:30	0	0	0	0	0	0	0	0	0	0	0	0
16:45	0	0	0	0	0	0	0	0	0	0	0	0
17:00	0	0	0	0	0	0	1	0	1	0	0	0
17:15	0	0	0	0	0	0	0	0	0	0	0	0
17:30	0	0	0	0	0	0	0	0	0	0	0	0
17:45	0	0	0	0	0	0	0	0	0	0	1	1
18:00	0	0	0	0	0	0	0	0	0	0	0	0
18:15	0	0	0	0	0	0	0	0	0	0	0	0
18:30	0	0	0	0	0	0	0	0	0	0	0	0
18:45	0	0	0	0	0	0	0	0	0	0	0	0
<b>16:00-19:00 Total</b>	<b>0</b>	<b>0</b>	<b>0</b>	<b>0</b>	<b>0</b>	<b>0</b>	<b>2</b>	<b>1</b>	<b>3</b>	<b>1</b>	<b>2</b>	<b>3</b>

# Intelligent Data Collection Limited



**Client:** Mott MacDonald  
**Project Number:** ID06180  
**Site Number:** Site 5  
**Site Name:** Burgess Road  
**Dates of Survey:** 04.12.2021, 07.12.2021 and 08.12.2021  
**Survey Type:** Pedestrian & Cycle Count

X Coordinate	Y Coordinate	Google Maps Link
52.266044	0.193364	<a href="#">Click Here</a>

## Site Layout



### Additional Notes (Factors which may impact on survey results such as accidents, roadworks, special events)

The yellow shaded area represents the crossing area analysed.

# Intelligent Data Collection Limited



**Client:** Mott MacDonald  
**Project Number:** ID06180  
**Site Number:** Site 5  
**Site Name:** Burgess Road  
**Dates of Survey:** 04.12.2021, 07.12.2021 and 08.12.2021  
**Survey Type:** Pedestrian & Cycle Count

## AM Peak Totals

Date	Movement 1			Movement 2		
	Peds	Cyclists	Total	Peds	Cyclists	Total
07.12.2021	7	0	7	10	0	10
08.12.2021	43	1	44	51	0	51

## PM Peak Totals

Date	Movement 1			Movement 2		
	Peds	Cyclists	Total	Peds	Cyclists	Total
04.12.2021	4	0	4	5	0	5
07.12.2021	2	0	2	0	0	0
08.12.2021	2	0	2	1	0	1

# Intelligent Data Collection Limited



**Client:** Mott MacDonald  
**Project Number:** ID06180  
**Site Number:** Site 5  
**Site Name:** Burgess Road  
**Date of Survey:** 07.12.2021  
**Survey Type:** Pedestrian & Cycle Count

**Input by:** Gabriela Zelenkova  
**Checked by:** Luke Martin

Time	Movement 1			Movement 2		
	Peds	Cyclists	Total	Peds	Cyclists	Total
07:00	0	0	0	1	0	1
07:15	0	0	0	1	0	1
07:30	0	0	0	1	0	1
07:45	0	0	0	0	0	0
08:00	1	0	1	0	0	0
08:15	1	0	1	2	0	2
08:30	5	0	5	1	0	1
08:45	0	0	0	1	0	1
09:00	0	0	0	0	0	0
09:15	0	0	0	1	0	1
09:30	0	0	0	1	0	1
09:45	0	0	0	1	0	1
<b>07:00-10:00 Total</b>	<b>7</b>	<b>0</b>	<b>7</b>	<b>10</b>	<b>0</b>	<b>10</b>
16:00	0	0	0	0	0	0
16:15	1	0	1	0	0	0
16:30	0	0	0	0	0	0
16:45	0	0	0	0	0	0
17:00	1	0	1	0	0	0
17:15	0	0	0	0	0	0
17:30	0	0	0	0	0	0
17:45	0	0	0	0	0	0
18:00	0	0	0	0	0	0
18:15	0	0	0	0	0	0
18:30	0	0	0	0	0	0
18:45	0	0	0	0	0	0
<b>16:00-19:00 Total</b>	<b>2</b>	<b>0</b>	<b>2</b>	<b>0</b>	<b>0</b>	<b>0</b>

# Intelligent Data Collection Limited



**Client:** Mott MacDonald  
**Project Number:** ID06180  
**Site Number:** Site 6  
**Site Name:** Burgess Road / Rosemary Road  
**Dates of Survey:** 04.12.2021, 07.12.2021 and 08.12.2021  
**Survey Type:** Pedestrian & Cycle Count

X Coordinate	Y Coordinate	Google Maps Link
52.265591	0.196723	<a href="#">Click Here</a>

## Site Layout



**Additional Notes** (Factors which may impact on survey results such as accidents, roadworks, special events)

# Intelligent Data Collection Limited



**Client:** Mott MacDonald  
**Project Number:** ID06180  
**Site Number:** Site 6  
**Site Name:** Burgess Road / Rosemary Road  
**Dates of Survey:** 04.12.2021, 07.12.2021 and 08.12.2021  
**Survey Type:** Pedestrian & Cycle Count

## AM Peak Totals

Date	Movement 1			Movement 2			Movement 3			Movement 4		
	Peds	Cyclists	Total	Peds	Cyclists	Total	Peds	Cyclists	Total	Peds	Cyclists	Total
07.12.2021	8	0	8	13	0	13	18	2	20	13	1	14
08.12.2021	2	0	2	5	0	5	18	1	19	14	4	18

## PM Peak Totals

Date	Movement 1			Movement 2			Movement 3			Movement 6		
	Peds	Cyclists	Total	Peds	Cyclists	Total	Peds	Cyclists	Total	Peds	Cyclists	Total
04.12.2021	18	0	18	29	0	29	23	2	25	11	0	11
07.12.2021	2	0	2	4	0	4	7	0	7	6	0	6
08.12.2021	4	1	5	7	1	8	8	1	9	7	0	7

# Intelligent Data Collection Limited



**Client:** Mott MacDonald  
**Project Number:** ID06180  
**Site Number:** Site 6  
**Site Name:** Burgess Road / Rosemary Road  
**Date of Survey:** 07.12.2021  
**Survey Type:** Pedestrian & Cycle Count

**Input by:** Gabriela Zelenkova  
**Checked by:** Luke Martin

Time	Movement 1			Movement 2			Movement 3			Movement 4		
	Peds	Cyclists	Total	Peds	Cyclists	Total	Peds	Cyclists	Total	Peds	Cyclists	Total
07:00	0	0	0	0	0	0	0	0	0	0	0	0
07:15	3	0	3	0	0	0	2	0	2	1	0	1
07:30	0	0	0	3	0	3	1	0	1	2	1	3
07:45	1	0	1	3	0	3	0	0	0	1	0	1
08:00	2	0	2	1	0	1	3	1	4	1	0	1
08:15	0	0	0	0	0	0	6	0	6	2	0	2
08:30	0	0	0	1	0	1	3	1	4	1	0	1
08:45	2	0	2	0	0	0	1	0	1	2	0	2
09:00	0	0	0	1	0	1	1	0	1	0	0	0
09:15	0	0	0	3	0	3	1	0	1	2	0	2
09:30	0	0	0	0	0	0	0	0	0	0	0	0
09:45	0	0	0	1	0	1	0	0	0	1	0	1
<b>07:00-10:00 Total</b>	<b>8</b>	<b>0</b>	<b>8</b>	<b>13</b>	<b>0</b>	<b>13</b>	<b>18</b>	<b>2</b>	<b>20</b>	<b>13</b>	<b>1</b>	<b>14</b>
16:00	0	0	0	2	0	2	0	0	0	0	0	0
16:15	1	0	1	0	0	0	0	0	0	0	0	0
16:30	0	0	0	0	0	0	0	0	0	0	0	0
16:45	0	0	0	0	0	0	3	0	3	0	0	0
17:00	0	0	0	0	0	0	0	0	0	2	0	2
17:15	0	0	0	0	0	0	0	0	0	0	0	0
17:30	0	0	0	1	0	1	0	0	0	1	0	1
17:45	0	0	0	0	0	0	0	0	0	0	0	0
18:00	1	0	1	1	0	1	2	0	2	2	0	2
18:15	0	0	0	0	0	0	0	0	0	1	0	1
18:30	0	0	0	0	0	0	1	0	1	0	0	0
18:45	0	0	0	0	0	0	1	0	1	0	0	0
<b>16:00-19:00 Total</b>	<b>2</b>	<b>0</b>	<b>2</b>	<b>4</b>	<b>0</b>	<b>4</b>	<b>7</b>	<b>0</b>	<b>7</b>	<b>6</b>	<b>0</b>	<b>6</b>



# Intelligent Data Collection Limited



**Client:** Mott MacDonald  
**Project Number:** ID06180  
**Site Number:** Site 7  
**Site Name:** Green Side / Chapel Street  
**Dates of Survey:** 04.12.2021, 07.12.2021 and 08.12.2021  
**Survey Type:** Pedestrian & Cycle Count

X Coordinate	Y Coordinate	Google Maps Link
52.26571	0.190153	<a href="#">Click Here</a>

## Site Layout



### Additional Notes (Factors which may impact on survey results such as accidents, roadworks, special events)

The yellow shaded area represents the crossing area analysed.

# Intelligent Data Collection Limited



**Client:** Mott MacDonald  
**Project Number:** ID06180  
**Site Number:** Site 7  
**Site Name:** Green Side / Chapel Street  
**Dates of Survey:** 04.12.2021, 07.12.2021 and 08.12.2021  
**Survey Type:** Pedestrian & Cycle Count

## AM Peak Totals

Date	Movement 1			Movement 2			Movement 3			Movement 4		
	Peds	Cyclists	Total	Peds	Cyclists	Total	Peds	Cyclists	Total	Peds	Cyclists	Total
07.12.2021	23	1	24	22	0	22	17	0	17	18	0	18
08.12.2021	22	0	22	12	0	12	15	0	15	10	0	10

## PM Peak Totals

Date	Movement 1			Movement 2			Movement 3			Movement 6		
	Peds	Cyclists	Total	Peds	Cyclists	Total	Peds	Cyclists	Total	Peds	Cyclists	Total
04.12.2021	21	1	22	16	1	17	49	0	49	52	0	52
07.12.2021	16	0	16	8	2	10	20	0	20	25	0	25
08.12.2021	26	0	26	21	1	22	33	0	33	30	0	30

# Intelligent Data Collection Limited



**Client:** Mott MacDonald  
**Project Number:** ID06180  
**Site Number:** Site 7  
**Site Name:** Green Side / Chapel Street  
**Date of Survey:** 07.12.2021  
**Survey Type:** Pedestrian & Cycle Count

**Input by:** Gabriela Zelenkova  
**Checked by:** Luke Martin

Time	Movement 1			Movement 2			Movement 3			Movement 4		
	Peds	Cyclists	Total	Peds	Cyclists	Total	Peds	Cyclists	Total	Peds	Cyclists	Total
07:00	3	0	3	0	0	0	0	0	0	0	0	0
07:15	0	0	0	1	0	1	0	0	0	0	0	0
07:30	0	0	0	1	0	1	0	0	0	0	0	0
07:45	1	0	1	0	0	0	0	0	0	2	0	2
08:00	7	0	7	1	0	1	5	0	5	3	0	3
08:15	0	0	0	1	0	1	0	0	0	1	0	1
08:30	2	0	2	2	0	2	1	0	1	3	0	3
08:45	0	0	0	5	0	5	2	0	2	1	0	1
09:00	2	0	2	2	0	2	3	0	3	0	0	0
09:15	4	0	4	3	0	3	1	0	1	3	0	3
09:30	3	0	3	3	0	3	3	0	3	3	0	3
09:45	1	1	2	3	0	3	2	0	2	2	0	2
<b>07:00-10:00 Total</b>	<b>23</b>	<b>1</b>	<b>24</b>	<b>22</b>	<b>0</b>	<b>22</b>	<b>17</b>	<b>0</b>	<b>17</b>	<b>18</b>	<b>0</b>	<b>18</b>
16:00	3	0	3	0	0	0	3	0	3	4	0	4
16:15	0	0	0	3	0	3	3	0	3	1	0	1
16:30	1	0	1	1	1	2	3	0	3	3	0	3
16:45	1	0	1	1	0	1	1	0	1	0	0	0
17:00	3	0	3	0	0	0	1	0	1	1	0	1
17:15	1	0	1	1	0	1	1	0	1	1	0	1
17:30	0	0	0	0	0	0	1	0	1	2	0	2
17:45	1	0	1	0	0	0	3	0	3	6	0	6
18:00	3	0	3	0	0	0	2	0	2	3	0	3
18:15	0	0	0	1	0	1	0	0	0	0	0	0
18:30	3	0	3	0	0	0	1	0	1	4	0	4
18:45	0	0	0	1	1	2	1	0	1	0	0	0
<b>16:00-19:00 Total</b>	<b>16</b>	<b>0</b>	<b>16</b>	<b>8</b>	<b>2</b>	<b>10</b>	<b>20</b>	<b>0</b>	<b>20</b>	<b>25</b>	<b>0</b>	<b>25</b>

# Intelligent Data Collection Limited



**Client:** Mott MacDonald  
**Project Number:** ID06180  
**Site Number:** Site 8  
**Site Name:** St Andrews Hill / Chapel Street  
**Dates of Survey:** 04.12.2021, 07.12.2021 and 08.12.2021  
**Survey Type:** Pedestrian & Cycle Count

X Coordinate	Y Coordinate	Google Maps Link
52.265102	0.191737	<a href="#">Click Here</a>



**Additional Notes** (Factors which may impact on survey results such as accidents, roadworks, special events)  
The yellow shaded area represents the crossing area analysed.

# Intelligent Data Collection Limited



**Client:** Mott MacDonald  
**Project Number:** ID06180  
**Site Number:** Site 8  
**Site Name:** St Andrews Hill / Chapel Street  
**Dates of Survey:** 04.12.2021, 07.12.2021 and 08.12.2021  
**Survey Type:** Pedestrian & Cycle Count

## AM Peak Totals

Date	Movement 1			Movement 2			Movement 3			Movement 4		
	Peds	Cyclists	Total	Peds	Cyclists	Total	Peds	Cyclists	Total	Peds	Cyclists	Total
07.12.2021	22	0	<b>22</b>	37	0	<b>37</b>	49	1	<b>50</b>	34	1	<b>35</b>
08.12.2021	26	2	<b>28</b>	17	0	<b>17</b>	52	2	<b>54</b>	42	0	<b>42</b>

## PM Peak Totals

Date	Movement 1			Movement 2			Movement 3			Movement 6		
	Peds	Cyclists	Total	Peds	Cyclists	Total	Peds	Cyclists	Total	Peds	Cyclists	Total
04.12.2021	60	3	<b>63</b>	55	1	<b>56</b>	37	0	<b>37</b>	52	0	<b>52</b>
07.12.2021	20	0	<b>20</b>	7	0	<b>7</b>	41	0	<b>41</b>	20	1	<b>21</b>
08.12.2021	28	0	<b>28</b>	18	1	<b>19</b>	47	0	<b>47</b>	29	1	<b>30</b>

# Intelligent Data Collection Limited



**Client:** Mott MacDonald  
**Project Number:** ID06180  
**Site Number:** Site 8  
**Site Name:** St Andrews Hill / Chapel Street  
**Date of Survey:** 07.12.2021  
**Survey Type:** Pedestrian & Cycle Count

**Input by:** Gabriela Zelenkova  
**Checked by:** Luke Martin

Time	Movement 1			Movement 2			Movement 3			Movement 4		
	Peds	Cyclists	Total	Peds	Cyclists	Total	Peds	Cyclists	Total	Peds	Cyclists	Total
07:00	0	0	0	0	0	0	1	0	1	7	0	7
07:15	0	0	0	0	0	0	1	0	1	1	0	1
07:30	0	0	0	3	0	3	2	1	3	3	1	4
07:45	0	0	0	3	0	3	5	0	5	5	0	5
08:00	1	0	1	10	0	10	5	0	5	5	0	5
08:15	3	0	3	2	0	2	4	0	4	4	0	4
08:30	7	0	7	0	0	0	24	0	24	2	0	2
08:45	1	0	1	3	0	3	3	0	3	0	0	0
09:00	1	0	1	6	0	6	0	0	0	3	0	3
09:15	3	0	3	6	0	6	1	0	1	2	0	2
09:30	3	0	3	1	0	1	2	0	2	1	0	1
09:45	3	0	3	3	0	3	1	0	1	1	0	1
<b>07:00-10:00 Total</b>	<b>22</b>	<b>0</b>	<b>22</b>	<b>37</b>	<b>0</b>	<b>37</b>	<b>49</b>	<b>1</b>	<b>50</b>	<b>34</b>	<b>1</b>	<b>35</b>
16:00	0	0	0	1	0	1	1	0	1	1	0	1
16:15	2	0	2	0	0	0	11	0	11	4	0	4
16:30	1	0	1	2	0	2	1	0	1	1	0	1
16:45	2	0	2	0	0	0	3	0	3	1	0	1
17:00	1	0	1	0	0	0	3	0	3	1	1	2
17:15	1	0	1	2	0	2	7	0	7	3	0	3
17:30	1	0	1	0	0	0	0	0	0	3	0	3
17:45	2	0	2	0	0	0	5	0	5	0	0	0
18:00	2	0	2	1	0	1	2	0	2	1	0	1
18:15	5	0	5	1	0	1	5	0	5	2	0	2
18:30	3	0	3	0	0	0	0	0	0	1	0	1
18:45	0	0	0	0	0	0	3	0	3	2	0	2
<b>16:00-19:00 Total</b>	<b>20</b>	<b>0</b>	<b>20</b>	<b>7</b>	<b>0</b>	<b>7</b>	<b>41</b>	<b>0</b>	<b>41</b>	<b>20</b>	<b>1</b>	<b>21</b>



# Intelligent Data Collection Limited



**Client:** Mott MacDonald  
**Project Number:** ID06180  
**Site Number:** Site 13  
**Site Name:** Cowley Road  
**Dates of Survey:** 04.12.2021, 07.12.2021 and 08.12.2021  
**Survey Type:** Pedestrian & Cycle Count

X Coordinate	Y Coordinate	Google Maps Link
--------------	--------------	------------------

Site Layout



**Additional Notes** (Factors which may impact on survey results such as accidents, roadworks, special events)

# Intelligent Data Collection Limited



**Client:** Mott MacDonald  
**Project Number:** ID06180  
**Site Number:** Site 13  
**Site Name:** Cowley Road  
**Dates of Survey:** 04.12.2021, 07.12.2021 and 08.12.2021  
**Survey Type:** Pedestrian & Cycle Count

## AM Peak Totals

Date	Movement 1			Movement 2		
	Peds	Cyclists	Total	Peds	Cyclists	Total
07.12.2021	0	0	0	1	0	1
08.12.2021	0	0	0	0	0	0

## PM Peak Totals

Date	Movement 1			Movement 2		
	Peds	Cyclists	Total	Peds	Cyclists	Total
04.12.2021	0	0	0	0	0	0
07.12.2021	0	0	0	1	0	1
08.12.2021	0	0	0	0	0	0



# Intelligent Data Collection Limited



**Client:** Mott MacDonald  
**Project Number:** ID06180  
**Site Number:** Site 13  
**Site Name:** Cowley Road  
**Date of Survey:** 07.12.2021  
**Survey Type:** Pedestrian & Cycle Count

**Input by:** Gabriela Zelenkova  
**Checked by:** Luke Martin

Time	Movement 1			Movement 2		
	Peds	Cyclists	Total	Peds	Cyclists	Total
07:00	0	0	0	0	0	0
07:15	0	0	0	0	0	0
07:30	0	0	0	0	0	0
07:45	0	0	0	0	0	0
08:00	0	0	0	0	0	0
08:15	0	0	0	0	0	0
08:30	0	0	0	1	0	1
08:45	0	0	0	0	0	0
09:00	0	0	0	0	0	0
09:15	0	0	0	0	0	0
09:30	0	0	0	0	0	0
09:45	0	0	0	0	0	0
<b>07:00-10:00 Total</b>	<b>0</b>	<b>0</b>	<b>0</b>	<b>1</b>	<b>0</b>	<b>1</b>
16:00	0	0	0	0	0	0
16:15	0	0	0	0	0	0
16:30	0	0	0	0	0	0
16:45	0	0	0	0	0	0
17:00	0	0	0	0	0	0
17:15	0	0	0	0	0	0
17:30	0	0	0	0	0	0
17:45	0	0	0	0	0	0
18:00	0	0	0	1	0	1
18:15	0	0	0	0	0	0
18:30	0	0	0	0	0	0
18:45	0	0	0	0	0	0
<b>16:00-19:00 Total</b>	<b>0</b>	<b>0</b>	<b>0</b>	<b>1</b>	<b>0</b>	<b>1</b>

# Intelligent Data Collection Limited



**Client:** Mott MacDonald  
**Project Number:** ID06180  
**Site Number:** Site 14  
**Site Name:** Horningsea Road / Low Fen Drove / Biggin Lane  
**Dates of Survey:** 04.12.2021, 07.12.2021 and 08.12.2021  
**Survey Type:** Pedestrian & Cycle Count

X Coordinate	Y Coordinate	Google Maps Link
52.231868	0.181977	<a href="#">Click Here</a>



**Additional Notes** (Factors which may impact on survey results such as accidents, roadworks, special events)

# Intelligent Data Collection Limited



**Client:** Mott MacDonald  
**Project Number:** ID06180  
**Site Number:** Site 14  
**Site Name:** Horningsea Road / Low Fen Drive / Biggin Lane  
**Dates of Survey:** 04.12.2021, 07.12.2021 and 08.12.2021  
**Survey Type:** Pedestrian & Cycle Count

## AM Peak Totals

Date	Movement 1				Movement 2				Movement 3				Movement 4			
	Peds	Cyclists	Equestrian	Total	Peds	Cyclists	Equestrian	Total	Peds	Cyclists	Equestrian	Total	Peds	Cyclists	Equestrian	Total
07.12.2021	0	0	0	0	0	0	0	0	0	0	0	0	0	0	0	0
08.12.2021	0	0	0	0	0	0	0	0	1	0	0	1	1	0	0	1

## PM Peak Totals

Date	Movement 1				Movement 2				Movement 3				Movement 4			
	Peds	Cyclists	Equestrian	Total	Peds	Cyclists	Equestrian	Total	Peds	Cyclists	Equestrian	Total	Peds	Cyclists	Equestrian	Total
04.12.2021	0	0	0	0	0	0	0	0	4	1	0	5	5	0	0	5
07.12.2021	0	0	0	0	0	0	0	0	1	0	0	1	1	0	0	1
08.12.2021	0	0	0	0	0	0	0	0	0	0	0	0	0	0	0	0

# Intelligent Data Collection Limited



**Client:** Mott MacDonald  
**Project Number:** ID06180  
**Site Number:** Site 14  
**Site Name:** Horningsea Road / Low Fen Drove / Biggin Lane  
**Date of Survey:** 07.12.2021  
**Survey Type:** Pedestrian & Cycle Count  
**Input by:** Gabriela Zelenkova  
**Checked by:** Luke Martin

Time	Movement 1				Movement 2				Movement 3				Movement 4			
	Peds	Cyclists	Equestrian	Total	Peds	Cyclists	Equestrian	Total	Peds	Cyclists	Equestrian	Total	Peds	Cyclists	Equestrian	Total
07:00	0	0	0	0	0	0	0	0	0	0	0	0	0	0	0	0
07:15	0	0	0	0	0	0	0	0	0	0	0	0	0	0	0	0
07:30	0	0	0	0	0	0	0	0	0	0	0	0	0	0	0	0
07:45	0	0	0	0	0	0	0	0	0	0	0	0	0	0	0	0
08:00	0	0	0	0	0	0	0	0	0	0	0	0	0	0	0	0
08:15	0	0	0	0	0	0	0	0	0	0	0	0	0	0	0	0
08:30	0	0	0	0	0	0	0	0	0	0	0	0	0	0	0	0
08:45	0	0	0	0	0	0	0	0	0	0	0	0	0	0	0	0
09:00	0	0	0	0	0	0	0	0	0	0	0	0	0	0	0	0
09:15	0	0	0	0	0	0	0	0	0	0	0	0	0	0	0	0
09:30	0	0	0	0	0	0	0	0	0	0	0	0	0	0	0	0
09:45	0	0	0	0	0	0	0	0	0	0	0	0	0	0	0	0
<b>07:00-10:00 Total</b>	<b>0</b>	<b>0</b>	<b>0</b>	<b>0</b>	<b>0</b>	<b>0</b>	<b>0</b>	<b>0</b>	<b>0</b>	<b>0</b>	<b>0</b>	<b>0</b>	<b>0</b>	<b>0</b>	<b>0</b>	<b>0</b>
16:00	0	0	0	0	0	0	0	0	1	0	0	1	1	0	0	1
16:15	0	0	0	0	0	0	0	0	0	0	0	0	0	0	0	0
16:30	0	0	0	0	0	0	0	0	0	0	0	0	0	0	0	0
16:45	0	0	0	0	0	0	0	0	0	0	0	0	0	0	0	0
17:00	0	0	0	0	0	0	0	0	0	0	0	0	0	0	0	0
17:15	0	0	0	0	0	0	0	0	0	0	0	0	0	0	0	0
17:30	0	0	0	0	0	0	0	0	0	0	0	0	0	0	0	0
17:45	0	0	0	0	0	0	0	0	0	0	0	0	0	0	0	0
18:00	0	0	0	0	0	0	0	0	0	0	0	0	0	0	0	0
18:15	0	0	0	0	0	0	0	0	0	0	0	0	0	0	0	0
18:30	0	0	0	0	0	0	0	0	0	0	0	0	0	0	0	0
18:45	0	0	0	0	0	0	0	0	0	0	0	0	0	0	0	0
<b>16:00-19:00 Total</b>	<b>0</b>	<b>0</b>	<b>0</b>	<b>0</b>	<b>0</b>	<b>0</b>	<b>0</b>	<b>0</b>	<b>1</b>	<b>0</b>	<b>0</b>	<b>1</b>	<b>1</b>	<b>0</b>	<b>0</b>	<b>1</b>

# Intelligent Data Collection Limited



**Client:** Mott MacDonald  
**Project Number:** ID06180  
**Site Number:** Site 16  
**Site Name:** B1047 Horningsea Road / A14  
**Dates of Survey:** 04.12.2021, 07.12.2021 and 08.12.2021  
**Survey Type:** Pedestrian & Cycle Count

X Coordinate	Y Coordinate	Google Maps Link
--------------	--------------	------------------

52.230146 0.180602 [Click Here](#)



**Additional Notes** (Factors which may impact on survey results such as accidents, roadworks, special events)

# Intelligent Data Collection Limited



**Client:** Mott MacDonald  
**Project Number:** ID06180  
**Site Number:** Site 16  
**Site Name:** B1047 Horningsea Road / A14  
**Dates of Survey:** 04.12.2021, 07.12.2021 and 08.12.2021  
**Survey Type:** Pedestrian & Cycle Count

## AM Peak Totals

Date	Movement 1			Movement 2		
	Peds	Cyclists	Total	Peds	Cyclists	Total
07.12.2021	4	4	<b>8</b>	1	17	<b>18</b>
08.12.2021	2	8	<b>10</b>	3	18	<b>21</b>

## PM Peak Totals

Date	Movement 1			Movement 2		
	Peds	Cyclists	Total	Peds	Cyclists	Total
04.12.2021	4	14	<b>18</b>	0	14	<b>14</b>
07.12.2021	2	11	<b>13</b>	2	3	<b>5</b>
08.12.2021	1	14	<b>15</b>	1	5	<b>6</b>

# Intelligent Data Collection Limited



**Client:** Mott MacDonald  
**Project Number:** ID06180  
**Site Number:** Site 16  
**Site Name:** B1047 Horningsea Road / A14  
**Date of Survey:** 07.12.2021  
**Survey Type:** Pedestrian & Cycle Count

**Input by:** Gabriela Zelenkova  
**Checked by:** Luke Martin

Time	Movement 1			Movement 2		
	Peds	Cyclists	Total	Peds	Cyclists	Total
07:00	0	0	0	0	1	1
07:15	0	0	0	0	2	2
07:30	0	0	0	0	2	2
07:45	0	1	1	0	3	3
08:00	1	0	1	0	1	1
08:15	0	1	1	0	4	4
08:30	0	1	1	0	0	0
08:45	0	0	0	0	2	2
09:00	2	0	2	1	1	2
09:15	0	0	0	0	0	0
09:30	0	1	1	0	0	0
09:45	1	0	1	0	1	1
<b>07:00-10:00 Total</b>	<b>4</b>	<b>4</b>	<b>8</b>	<b>1</b>	<b>17</b>	<b>18</b>
16:00	1	0	1	0	0	0
16:15	0	1	1	1	0	1
16:30	0	1	1	0	0	0
16:45	0	1	1	0	0	0
17:00	0	0	0	0	0	0
17:15	0	2	2	0	2	2
17:30	0	0	0	0	0	0
17:45	1	1	2	0	0	0
18:00	0	1	1	1	1	2
18:15	0	1	1	0	0	0
18:30	0	1	1	0	0	0
18:45	0	2	2	0	0	0
<b>16:00-19:00 Total</b>	<b>2</b>	<b>11</b>	<b>13</b>	<b>2</b>	<b>3</b>	<b>5</b>



# Intelligent Data Collection Limited



**Client:** Mott MacDonald  
**Project Number:** ID06180  
**Site Number:** Site 17  
**Site Name:** B1047 Horningsea Road / A14  
**Dates of Survey:** 04.12.2021, 07.12.2021 and 08.12.2021  
**Survey Type:** Pedestrian & Cycle Count

X Coordinate	Y Coordinate	Google Maps Link
--------------	--------------	------------------

52.228587 0.179269 [Click Here](#)



**Additional Notes** (Factors which may impact on survey results such as accidents, roadworks, special events)



# Intelligent Data Collection Limited



**Client:** Mott MacDonald  
**Project Number:** ID06180  
**Site Number:** Site 17  
**Site Name:** B1047 Horningsea Road / A14  
**Dates of Survey:** 04.12.2021, 07.12.2021 and 08.12.2021  
**Survey Type:** Pedestrian & Cycle Count

## AM Peak Totals

Date	Movement 1			Movement 2		
	Peds	Cyclists	Total	Peds	Cyclists	Total
07.12.2021	4	4	<b>8</b>	1	17	<b>18</b>
08.12.2021	3	8	<b>11</b>	2	20	<b>22</b>

## PM Peak Totals

Date	Movement 1			Movement 2		
	Peds	Cyclists	Total	Peds	Cyclists	Total
04.12.2021	5	14	<b>19</b>	1	13	<b>14</b>
07.12.2021	2	12	<b>14</b>	3	3	<b>6</b>
08.12.2021	1	13	<b>14</b>	1	4	<b>5</b>

# Intelligent Data Collection Limited



**Client:** Mott MacDonald  
**Project Number:** ID06180  
**Site Number:** Site 17  
**Site Name:** B1047 Horningsea Road / A14  
**Date of Survey:** 07.12.2021  
**Survey Type:** Pedestrian & Cycle Count

**Input by:** Gabriela Zelenkova  
**Checked by:** Luke Martin

Time	Movement 1			Movement 2		
	Peds	Cyclists	Total	Peds	Cyclists	Total
07:00	0	0	0	0	1	1
07:15	0	0	0	0	2	2
07:30	0	0	0	0	2	2
07:45	0	1	1	0	3	3
08:00	1	0	1	0	1	1
08:15	0	1	1	0	4	4
08:30	0	1	1	0	0	0
08:45	0	0	0	0	2	2
09:00	2	0	2	1	1	2
09:15	0	1	1	0	0	0
09:30	0	0	0	0	0	0
09:45	1	0	1	0	1	1
<b>07:00-10:00 Total</b>	<b>4</b>	<b>4</b>	<b>8</b>	<b>1</b>	<b>17</b>	<b>18</b>
16:00	1	0	1	1	0	1
16:15	0	1	1	1	0	1
16:30	0	1	1	0	0	0
16:45	0	2	2	0	0	0
17:00	0	0	0	0	0	0
17:15	0	2	2	0	2	2
17:30	0	0	0	0	0	0
17:45	1	1	2	0	0	0
18:00	0	1	1	1	1	2
18:15	0	2	2	0	0	0
18:30	0	0	0	0	0	0
18:45	0	2	2	0	0	0
<b>16:00-19:00 Total</b>	<b>2</b>	<b>12</b>	<b>14</b>	<b>3</b>	<b>3</b>	<b>6</b>

# Intelligent Data Collection Limited



**Client:** Mott MacDonald  
**Project Number:** ID06180  
**Site Number:** Site 21  
**Site Name:** Low Fen Drove Way  
**Dates of Survey:** 04.12.2021, 07.12.2021 and 08.12.2021  
**Survey Type:** Pedestrian & Cycle Count

X Coordinate	Y Coordinate	Google Maps Link
52.216095	0.191158	<a href="#">Click Here</a>

## Site Layout



**Additional Notes** (Factors which may impact on survey results such as accidents, roadworks, special events)

# Intelligent Data Collection Limited



**Client:** Mott MacDonald  
**Project Number:** ID06180  
**Site Number:** Site 21  
**Site Name:** Low Fen Drove Way  
**Dates of Survey:** 04.12.2021, 07.12.2021 and 08.12.2021  
**Survey Type:** Pedestrian & Cycle Count

## AM Peak Totals

Date	Movement 1				Movement 2				Movement 3				Movement 4			
	Peds	Cyclists	Equestrian	Total	Peds	Cyclists	Equestrian	Total	Peds	Cyclists	Equestrian	Total	Peds	Cyclists	Equestrian	Total
07.12.2021	2	0	0	2	0	0	0	0	0	0	0	0	0	0	0	0
08.12.2021	0	0	0	0	0	0	0	0	1	0	0	1	1	0	0	1

## PM Peak Totals

Date	Movement 1				Movement 2				Movement 3				Movement 4			
	Peds	Cyclists	Equestrian	Total	Peds	Cyclists	Equestrian	Total	Peds	Cyclists	Equestrian	Total	Peds	Cyclists	Equestrian	Total
04.12.2021	0	0	0	0	0	0	0	0	5	0	0	5	2	1	0	3
07.12.2021	0	0	0	0	0	0	0	0	0	0	0	0	0	0	0	0
08.12.2021	0	0	0	0	0	0	0	0	0	0	0	0	1	0	0	1

# Intelligent Data Collection Limited



**Client:** Mott MacDonald  
**Project Number:** ID06180  
**Site Number:** Site 21  
**Site Name:** Low Fen Drive Way  
**Date of Survey:** 07.12.2021  
**Survey Type:** Pedestrian & Cycle Count

**Input by:** Gabriela Zelenkova  
**Checked by:** Luke Martin

Time	Movement 1				Movement 2				Movement 3				Movement 4			
	Peds	Cyclists	Equestrian	Total	Peds	Cyclists	Equestrian	Total	Peds	Cyclists	Equestrian	Total	Peds	Cyclists	Equestrian	Total
07:00	0	0	0	0	0	0	0	0	0	0	0	0	0	0	0	0
07:15	0	0	0	0	0	0	0	0	0	0	0	0	0	0	0	0
07:30	0	0	0	0	0	0	0	0	0	0	0	0	0	0	0	0
07:45	0	0	0	0	0	0	0	0	0	0	0	0	0	0	0	0
08:00	0	0	0	0	0	0	0	0	0	0	0	0	0	0	0	0
08:15	0	0	0	0	0	0	0	0	0	0	0	0	0	0	0	0
08:30	0	0	0	0	0	0	0	0	0	0	0	0	0	0	0	0
08:45	0	0	0	0	0	0	0	0	0	0	0	0	0	0	0	0
09:00	1	0	0	1	0	0	0	0	0	0	0	0	0	0	0	0
09:15	0	0	0	0	0	0	0	0	0	0	0	0	0	0	0	0
09:30	0	0	0	0	0	0	0	0	0	0	0	0	0	0	0	0
09:45	1	0	0	1	0	0	0	0	0	0	0	0	0	0	0	0
<b>07:00-10:00 Total</b>	<b>2</b>	<b>0</b>	<b>0</b>	<b>2</b>	<b>0</b>	<b>0</b>	<b>0</b>	<b>0</b>	<b>0</b>	<b>0</b>	<b>0</b>	<b>0</b>	<b>0</b>	<b>0</b>	<b>0</b>	<b>0</b>
16:00	0	0	0	0	0	0	0	0	0	0	0	0	0	0	0	0
16:15	0	0	0	0	0	0	0	0	0	0	0	0	0	0	0	0
16:30	0	0	0	0	0	0	0	0	0	0	0	0	0	0	0	0
16:45	0	0	0	0	0	0	0	0	0	0	0	0	0	0	0	0
17:00	0	0	0	0	0	0	0	0	0	0	0	0	0	0	0	0
17:15	0	0	0	0	0	0	0	0	0	0	0	0	0	0	0	0
17:30	0	0	0	0	0	0	0	0	0	0	0	0	0	0	0	0
17:45	0	0	0	0	0	0	0	0	0	0	0	0	0	0	0	0
18:00	0	0	0	0	0	0	0	0	0	0	0	0	0	0	0	0
18:15	0	0	0	0	0	0	0	0	0	0	0	0	0	0	0	0
18:30	0	0	0	0	0	0	0	0	0	0	0	0	0	0	0	0
18:45	0	0	0	0	0	0	0	0	0	0	0	0	0	0	0	0
<b>16:00-19:00 Total</b>	<b>0</b>	<b>0</b>	<b>0</b>	<b>0</b>	<b>0</b>	<b>0</b>	<b>0</b>	<b>0</b>	<b>0</b>	<b>0</b>	<b>0</b>	<b>0</b>	<b>0</b>	<b>0</b>	<b>0</b>	<b>0</b>

# Intelligent Data Collection Limited



**Client:** Mott MacDonald  
**Project Number:** ID06180  
**Site Number:** Site 23  
**Site Name:** High Ditch Road  
**Dates of Survey:** 04.12.2021, 07.12.2021 and 08.12.2021  
**Survey Type:** Pedestrian & Cycle Count

X Coordinate	Y Coordinate	Google Maps Link
52.213018	0.202377	<a href="#">Click Here</a>

## Site Layout



**Additional Notes** (Factors which may impact on survey results such as accidents, roadworks, special events)

# Intelligent Data Collection Limited



**Client:** Mott MacDonald  
**Project Number:** ID06180  
**Site Number:** Site 23  
**Site Name:** High Ditch Road  
**Dates of Survey:** 04.12.2021, 07.12.2021 and 08.12.2021  
**Survey Type:** Pedestrian & Cycle Count

## AM Peak Totals

Date	Movement 1			Movement 2		
	Peds	Cyclists	Total	Peds	Cyclists	Total
07.12.2021	0	13	<b>13</b>	0	35	<b>35</b>
08.12.2021	3	18	<b>21</b>	2	30	<b>32</b>

## PM Peak Totals

Date	Movement 1			Movement 2		
	Peds	Cyclists	Total	Peds	Cyclists	Total
04.12.2021	3	25	<b>28</b>	4	15	<b>19</b>
07.12.2021	0	24	<b>24</b>	1	2	<b>3</b>
08.12.2021	0	28	<b>28</b>	0	6	<b>6</b>

# Intelligent Data Collection Limited



**Client:** Mott MacDonald  
**Project Number:** ID06180  
**Site Number:** Site 23  
**Site Name:** High Ditch Road  
**Date of Survey:** 07.12.2021  
**Survey Type:** Pedestrian & Cycle Count

**Input by:** Gabriela Zelenkova  
**Checked by:** Luke Martin

Time	Movement 1			Movement 2		
	Peds	Cyclists	Total	Peds	Cyclists	Total
07:00	0	1	1	0	2	2
07:15	0	1	1	0	2	2
07:30	0	1	1	0	1	1
07:45	0	1	1	0	3	3
08:00	0	3	3	0	5	5
08:15	0	3	3	0	5	5
08:30	0	1	1	0	7	7
08:45	0	0	0	0	4	4
09:00	0	1	1	0	0	0
09:15	0	0	0	0	3	3
09:30	0	1	1	0	2	2
09:45	0	0	0	0	1	1
<b>07:00-10:00 Total</b>	<b>0</b>	<b>13</b>	<b>13</b>	<b>0</b>	<b>35</b>	<b>35</b>
16:00	0	0	0	0	1	1
16:15	0	2	2	0	0	0
16:30	0	2	2	0	0	0
16:45	0	2	2	0	0	0
17:00	0	1	1	0	0	0
17:15	0	1	1	0	0	0
17:30	0	3	3	0	0	0
17:45	0	3	3	1	0	1
18:00	0	1	1	0	0	0
18:15	0	5	5	0	1	1
18:30	0	2	2	0	0	0
18:45	0	2	2	0	0	0
<b>16:00-19:00 Total</b>	<b>0</b>	<b>24</b>	<b>24</b>	<b>1</b>	<b>2</b>	<b>3</b>



# Intelligent Data Collection Limited



**Client:** Mott MacDonald  
**Project Number:** ID06180  
**Site Number:** Site 1  
**Dates of Survey:** 04.12.2021, 07.12.2021 and 08.12.2021  
**Junction Name:** A10 Ely Road / Denny End Road  
**Survey Type:** Queue Length Survey

X Coordinate	Y Coordinate	Google Maps Link
52.271294	0.178039	<a href="#">Click Here</a>

## Junction Layout



## Queue Length Methodology

The maximum queue length, in vehicles, is reported by lane for each five-minute period.

These are segregated into 'light' and 'heavy' vehicles, and are then presented as a maximum queue length using the assumption that a light vehicle contributes 6m to a queue and a heavy vehicle 15m. These values can be updated by the user.

## Vehicle Length Assumptions (metres)

Lights	Heavies
6	15

## Additional Notes (Factors which may impact on survey results such as accidents, roadworks, special events)

Any shaded entries indicate where queues reach the extent of the camera view.

# Intelligent Data Collection Limited



Client: Mott MacDonald  
 Project Number: ID06180  
 Site Number: Site 1  
 Date of Survey: 07.12.2021  
 Junction Name: A10 Ely Road / Denny End Road  
 Survey Type: Queue Length Survey

## AM Peak Period:

Time	Lane A1				Lane A2				Lane B1				Lane C1				Lane C2			
	Lights	Heavies	Total	Length (m)	Lights	Heavies	Total	Length (m)	Lights	Heavies	Total	Length (m)	Lights	Heavies	Total	Length (m)	Lights	Heavies	Total	Length (m)
07:00	19	0	19	114	2	0	2	12	3	0	3	18	5	0	5	30	7	1	8	57
07:05	20	0	20	120	0	0	0	0	4	0	4	24	3	1	4	33	8	1	9	63
07:10	20	0	20	120	3	0	3	18	3	0	3	18	6	0	6	36	7	1	8	57
07:15	19	0	19	114	2	0	2	12	3	1	4	33	5	0	5	30	7	2	9	72
07:20	20	0	20	120	2	0	2	12	6	0	6	36	9	0	9	54	0	0	0	0
07:25	19	0	19	114	2	0	2	12	3	0	3	18	5	1	6	45	5	1	6	45
07:30	18	1	19	123	0	0	0	0	8	0	8	48	6	0	6	36	2	0	2	12
07:35	20	0	20	120	2	0	2	12	8	0	8	48	4	2	6	54	3	1	4	33
07:40	18	1	19	123	3	0	3	18	5	1	6	45	4	0	4	24	4	1	5	39
07:45	19	1	20	129	4	0	4	24	9	0	9	54	2	0	2	12	7	2	9	72
07:50	19	1	20	129	2	0	2	12	3	1	4	33	5	0	5	30	6	2	8	66
07:55	18	1	19	123	0	0	0	0	4	0	4	24	2	1	3	27	8	0	8	48
08:00	13	4	17	138	2	0	2	12	11	1	12	81	4	0	4	24	10	0	10	60
08:05	17	2	19	132	1	0	1	6	8	0	8	48	1	1	2	21	11	0	11	66
08:10	18	1	19	123	5	0	5	30	7	0	7	42	4	0	4	24	9	1	10	69
08:15	16	3	19	141	5	0	5	30	4	0	4	24	6	0	6	36	4	2	6	54
08:20	14	3	17	129	0	0	0	0	6	1	7	51	6	0	6	36	7	1	8	57
08:25	19	1	20	129	2	0	2	12	4	1	5	39	11	0	11	66	8	1	9	63
08:30	18	2	20	138	2	0	2	12	8	0	8	48	6	0	6	36	8	2	6	54
08:35	18	2	20	138	2	1	3	27	6	0	6	36	10	0	10	60	8	1	9	63
08:40	19	1	20	129	1	0	1	6	8	0	8	48	4	1	5	39	7	2	9	72
08:45	14	3	17	129	1	0	1	6	7	0	7	42	5	0	5	30	6	3	9	81
08:50	15	3	18	135	5	0	5	30	5	0	5	30	4	0	4	24	7	2	9	72
08:55	19	1	20	129	0	0	0	0	4	1	5	39	4	0	4	24	7	2	9	72
09:00	18	2	20	138	2	0	2	12	8	0	8	48	8	0	8	48	8	2	10	78
09:05	14	3	17	129	2	0	2	12	6	1	7	51	3	1	4	33	10	0	10	60
09:10	11	5	16	141	2	0	2	12	7	2	9	72	4	1	5	39	3	3	6	63
09:15	10	5	15	135	1	0	1	6	10	1	11	75	5	0	5	30	9	1	10	69
09:20	10	5	15	135	3	0	3	18	9	1	10	69	8	0	8	48	7	1	8	57
09:25	18	2	20	138	1	0	1	6	4	0	4	24	3	0	3	18	9	1	10	69
09:30	19	1	20	129	4	0	4	24	5	0	5	30	4	0	4	24	9	1	10	69
09:35	17	2	19	132	1	1	2	21	5	2	7	60	3	0	3	18	8	1	9	63
09:40	18	2	20	138	1	0	1	6	5	1	6	45	2	1	3	27	2	0	2	12
09:45	13	4	17	138	1	0	1	6	1	1	2	21	5	0	5	30	4	2	6	54
09:50	6	3	9	81	0	0	0	0	4	2	6	54	3	0	3	18	3	1	4	33
09:55	10	1	11	75	1	0	1	6	3	1	4	33	2	0	2	12	2	2	4	42

## PM Peak Period:

Time	Lane A1				Lane A2				Lane B1				Lane C1				Lane C2			
	Lights	Heavies	Total	Length (m)	Lights	Heavies	Total	Length (m)	Lights	Heavies	Total	Length (m)	Lights	Heavies	Total	Length (m)	Lights	Heavies	Total	Length (m)
16:00	1	2	3	36	0	0	0	0	21	1	22	141	0	0	0	0	9	0	9	54
16:05	9	0	9	54	2	0	2	12	20	1	21	135	2	0	2	12	10	0	10	60
16:10	17	0	17	102	1	0	1	6	17	0	17	102	0	0	0	0	11	0	11	66
16:15	13	0	13	78	1	0	1	6	7	0	7	42	0	1	1	15	8	1	9	63
16:20	14	1	15	99	2	0	2	12	18	0	18	108	2	0	2	12	5	3	8	75
16:25	10	0	10	60	2	0	2	12	16	1	17	111	2	0	2	12	7	2	9	72
16:30	18	1	19	123	1	0	1	6	22	0	22	132	3	0	3	18	10	0	10	60
16:35	17	2	19	132	1	0	1	6	21	0	21	126	1	0	1	6	11	0	11	66
16:40	15	2	17	120	4	0	4	24	17	0	17	102	2	0	2	12	8	1	9	63
16:45	17	1	18	117	4	0	4	24	9	0	9	54	0	0	0	0	10	0	10	60
16:50	13	4	17	138	0	0	0	0	19	0	19	114	0	0	0	0	8	1	9	63
16:55	12	3	15	117	1	0	1	6	7	0	7	42	5	0	5	30	7	0	7	42
17:00	15	2	17	120	1	0	1	6	14	1	15	99	1	0	1	6	3	0	3	18
17:05	17	2	19	132	2	0	2	12	22	0	22	132	4	0	4	24	9	1	10	69
17:10	15	3	18	135	0	0	0	0	20	0	20	120	2	0	2	12	10	0	10	60
17:15	15	2	17	120	1	0	1	6	16	0	16	96	1	0	1	6	6	0	6	36
17:20	19	1	20	129	2	0	2	12	16	0	16	96	2	0	2	12	10	0	10	60
17:25	18	1	19	123	3	0	3	18	22	0	22	132	2	0	2	12	9	0	9	54
17:30	20	0	20	120	2	0	2	12	15	0	15	90	2	0	2	12	10	0	10	60
17:35	19	0	19	114	5	0	5	30	19	0	19	114	1	0	1	6	1	1	2	21
17:40	11	0	11	66	1	0	1	6	20	0	20	120	2	0	2	12	10	0	10	60
17:45	7	0	7	42	0	0	0	0	11	0	11	66	3	0	3	18	9	0	9	54
17:50	10	1	11	75	1	0	1	6	12	0	12	72	2	0	2	12	8	1	9	63
17:55	11	0	11	66	1	0	1	6	4	0	4	24	2	0	2	12	9	1	10	69
18:00	13	0	13	78	0	0	0	0	19	0	19	114	2	0	2	12	10	0	10	60
18:05	9	2	11	84	0	0	0	0	8	0	8	48	3	0	3	18	9	0	9	54
18:10	5	0	5	30	0	0	0	0	9	0	9	54	2	0	2	12	10	0	10	60
18:15	5	0	5	30	2	0	2	12	3	0	3	18	1	0	1	6	5	0	5	30
18:20	6	0	6	36	0	0	0	0	4	1	5	39	1	0	1	6	10	0	10	60
18:25	2	1	3	27	0	0	0	0	5	0	5	30	1	0	1	6	0	0	0	0
18:30	7	0	7	42	0	0	0	0	7	0	7	42	1	0	1	6	11	0	11	66
18:35	4	0	4	24	0	0	0	0	6	0	6	36	1	0	1	6	2	0	2	12
18:40	12	0	12	72	0	0	0	0	4	0	4	24	2	0	2	12	0	2	2	30
18:45	11	0	11	66	0	0	0	0	3	0	3	18	2	0	2	12	2	0	2	12
18:50	2	0	2	12	0	0	0	0	3	0	3	18	2	0	2	12	0	0	0	0
18:55	0	1	1	15	0	0	0	0	2	1	3	27	1	0	1	6	0	0	0	0

# Intelligent Data Collection Limited



**Client:** Mott MacDonald  
**Project Number:** ID06180  
**Site Number:** Site 2  
**Dates of Survey:** 04.12.2021, 07.12.2021 and 08.12.2021  
**Junction Name:** Denny End Road / Bannold Road / High Street  
**Survey Type:** Queue Length Survey

<b>X Coordinate</b>	<b>Y Coordinate</b>	<b>Google Maps Link</b>
52.270768	0.190256	<a href="#">Click Here</a>

## Junction Layout



## Queue Length Methodology

The maximum queue length, in vehicles, is reported by lane for each five-minute period.

These are segregated into 'light' and 'heavy' vehicles, and are then presented as a maximum queue length using the assumption that a light vehicle contributes 6m to a queue and a heavy vehicle 15m. These values can be updated by the user.

## Vehicle Length Assumptions (metres)

Lights	Heavies
6	15

**Additional Notes** (Factors which may impact on survey results such as accidents, roadworks, special events)

# Intelligent Data Collection Limited



**Client:** Mott MacDonald  
**Project Number:** ID06180  
**Site Number:** Site 2  
**Date of Survey:** 07.12.2021  
**Junction Name:** Denny End Road / Bannold Road / High Street  
**Survey Type:** Queue Length Survey

## AM Peak Period:

Time	Lane A1				Lane A2			
	Lights	Heavies	Total	Length (m)	Lights	Heavies	Total	Length (m)
07:00	1	0	1	6	0	0	0	0
07:05	1	0	1	6	0	0	0	0
07:10	1	0	1	6	0	0	0	0
07:15	1	0	1	6	0	0	0	0
07:20	1	0	1	6	0	0	0	0
07:25	1	0	1	6	1	0	1	6
07:30	2	0	2	12	0	0	0	0
07:35	1	0	1	6	1	0	1	6
07:40	2	0	2	12	0	0	0	0
07:45	1	0	1	6	1	0	1	6
07:50	1	0	1	6	0	0	0	0
07:55	1	0	1	6	1	0	1	6
08:00	3	1	4	33	0	0	0	0
08:05	3	0	3	18	1	0	1	6
08:10	1	1	2	21	0	0	0	0
08:15	1	0	1	6	0	0	0	0
08:20	1	0	1	6	0	0	0	0
08:25	3	0	3	18	1	0	1	6
08:30	3	0	3	18	0	0	0	0
08:35	1	0	1	6	1	0	1	6
08:40	0	0	0	0	0	0	0	0
08:45	4	0	4	24	2	0	2	12
08:50	2	0	2	12	1	0	1	6
08:55	2	0	2	12	0	0	0	0
09:00	0	0	0	0	0	0	0	0
09:05	1	1	2	21	0	0	0	0
09:10	0	1	1	15	0	0	0	0
09:15	2	0	2	12	0	0	0	0
09:20	2	0	2	12	1	0	1	6
09:25	1	0	1	6	1	0	1	6
09:30	1	0	1	6	0	0	0	0
09:35	2	0	2	12	0	0	0	0
09:40	1	0	1	6	0	0	0	0
09:45	0	0	0	0	1	0	1	6
09:50	1	0	1	6	1	0	1	6
09:55	0	0	0	0	0	0	0	0

## PM Peak Period:

Time	Lane A1				Lane A2			
	Lights	Heavies	Total	Length (m)	Lights	Heavies	Total	Length (m)
16:00	1	0	1	6	0	0	0	0
16:05	1	0	1	6	1	0	1	6
16:10	1	0	1	6	1	0	1	6
16:15	1	0	1	6	0	0	0	0
16:20	0	0	0	0	0	0	0	0
16:25	1	0	1	6	0	0	0	0
16:30	4	0	4	24	1	0	1	6
16:35	2	0	2	12	0	0	0	0
16:40	1	0	1	6	0	0	0	0
16:45	0	0	0	0	0	0	0	0
16:50	2	0	2	12	1	0	1	6
16:55	1	0	1	6	1	0	1	6
17:00	1	0	1	6	1	0	1	6
17:05	1	0	1	6	0	0	0	0
17:10	1	0	1	6	0	0	0	0
17:15	1	0	1	6	1	0	1	6
17:20	1	0	1	6	0	0	0	0
17:25	1	0	1	6	0	0	0	0
17:30	1	0	1	6	0	0	0	0
17:35	1	0	1	6	0	0	0	0
17:40	2	0	2	12	1	0	1	6
17:45	2	0	2	12	0	0	0	0
17:50	1	0	1	6	0	0	0	0
17:55	1	0	1	6	1	0	1	6
18:00	2	0	2	12	0	0	0	0
18:05	1	0	1	6	0	0	0	0
18:10	2	0	2	12	0	0	0	0
18:15	1	0	1	6	0	0	0	0
18:20	1	0	1	6	0	0	0	0
18:25	0	0	0	0	0	0	0	0
18:30	0	0	0	0	0	0	0	0
18:35	1	0	1	6	0	0	0	0
18:40	1	0	1	6	0	0	0	0
18:45	0	0	0	0	0	0	0	0
18:50	2	0	2	12	0	0	0	0
18:55	1	0	1	6	0	0	0	0



# Intelligent Data Collection Limited



**Client:** Mott MacDonald  
**Project Number:** ID06180  
**Site Number:** Site 3  
**Dates of Survey:** 07.12.2021 and 08.12.2021  
**Junction Name:** Bannold Road / Way Lane  
**Survey Type:** Queue Length Survey

<b>X Coordinate</b>	<b>Y Coordinate</b>	<b>Google Maps Link</b>
52.270551	0.195828	<a href="#">Click Here</a>

## Junction Layout



## Queue Length Methodology

The maximum queue length, in vehicles, is reported by lane for each five-minute period.

These are segregated into 'light' and 'heavy' vehicles, and are then presented as a maximum queue length using the assumption that a light vehicle contributes 6m to a queue and a heavy vehicle 15m. These values can be updated by the user.

## Vehicle Length Assumptions (metres)

Lights	Heavies
6	15

## Additional Notes (Factors which may impact on survey results such as accidents, roadworks, special events)

No data is available for December 4th.

# Intelligent Data Collection Limited



**Client:** Mott MacDonald  
**Project Number:** ID06180  
**Site Number:** Site 3  
**Date of Survey:** 07.12.2021  
**Junction Name:** Bannold Road / Way Lane  
**Survey Type:** Queue Length Survey

**AM Peak Period:**

Time	Lane B1				Lane B2			
	Lights	Heavies	Total	Length (m)	Lights	Heavies	Total	Length (m)
07:00	1	0	1	6	0	0	0	0
07:05	0	0	0	0	0	0	0	0
07:10	0	0	0	0	0	0	0	0
07:15	0	0	0	0	0	0	0	0
07:20	0	0	0	0	1	0	1	6
07:25	0	0	0	0	1	0	1	6
07:30	0	0	0	0	0	0	0	0
07:35	1	0	1	6	0	0	0	0
07:40	1	0	1	6	1	0	1	6
07:45	1	0	1	6	0	0	0	0
07:50	0	0	0	0	1	0	1	6
07:55	0	0	0	0	0	0	0	0
08:00	1	0	1	6	1	0	1	6
08:05	0	0	0	0	0	0	0	0
08:10	1	0	1	6	0	1	1	15
08:15	1	0	1	6	1	0	1	6
08:20	1	0	1	6	0	0	0	0
08:25	1	0	1	6	1	0	1	6
08:30	0	0	0	0	2	0	2	12
08:35	0	0	0	0	1	0	1	6
08:40	1	0	1	6	0	0	0	0
08:45	1	0	1	6	1	0	1	6
08:50	1	0	1	6	1	0	1	6
08:55	1	0	1	6	1	0	1	6
09:00	0	0	0	0	1	0	1	6
09:05	1	0	1	6	0	0	0	0
09:10	0	0	0	0	0	0	0	0
09:15	0	0	0	0	0	0	0	0
09:20	0	0	0	0	0	0	0	0
09:25	0	1	1	15	1	0	1	6
09:30	1	0	1	6	0	0	0	0
09:35	1	0	1	6	0	0	0	0
09:40	0	0	0	0	0	0	0	0
09:45	1	0	1	6	0	0	0	0
09:50	1	0	1	6	0	0	0	0
09:55	1	0	1	6	0	0	0	0

**PM Peak Period:**

Time	Lane B1				Lane B2			
	Lights	Heavies	Total	Length (m)	Lights	Heavies	Total	Length (m)
16:00	1	0	1	6	0	0	0	0
16:05	1	0	1	6	1	0	1	6
16:10	1	0	1	6	1	0	1	6
16:15	1	0	1	6	1	0	1	6
16:20	2	0	2	12	0	0	0	0
16:25	2	0	2	12	3	0	3	18
16:30	0	0	0	0	0	0	0	0
16:35	3	0	3	18	1	0	1	6
16:40	1	0	1	6	0	0	0	0
16:45	2	0	2	12	2	0	2	12
16:50	1	0	1	6	2	0	2	12
16:55	1	0	1	6	1	0	1	6
17:00	1	0	1	6	2	0	2	12
17:05	1	0	1	6	0	0	0	0
17:10	1	0	1	6	1	0	1	6
17:15	1	0	1	6	0	0	0	0
17:20	1	0	1	6	1	0	1	6
17:25	1	0	1	6	1	0	1	6
17:30	1	0	1	6	0	0	0	0
17:35	2	0	2	12	1	0	1	6
17:40	1	0	1	6	2	0	2	12
17:45	1	0	1	6	1	0	1	6
17:50	3	0	3	18	0	0	0	0
17:55	1	0	1	6	1	0	1	6
18:00	2	0	2	12	0	0	0	0
18:05	1	0	1	6	0	0	0	0
18:10	1	0	1	6	0	0	0	0
18:15	2	0	2	12	1	0	1	6
18:20	0	0	0	0	0	0	0	0
18:25	1	0	1	6	1	0	1	6
18:30	1	0	1	6	0	0	0	0
18:35	1	0	1	6	1	0	1	6
18:40	0	0	0	0	0	0	0	0
18:45	1	0	1	6	1	0	1	6
18:50	1	0	1	6	1	0	1	6
18:55	0	0	0	0	0	0	0	0

# Intelligent Data Collection Limited



**Client:** Mott MacDonald  
**Project Number:** ID06180  
**Site Number:** Site 4  
**Dates of Survey:** 04.12.2021, 07.12.2021 and 08.12.2021  
**Junction Name:** Bannold Road / Bannold Drove  
**Survey Type:** Queue Length Survey

X Coordinate	Y Coordinate	Google Maps Link
52.27009	0.201207	<a href="#">Click Here</a>

## Junction Layout



## Queue Length Methodology

The maximum queue length, in vehicles, is reported by lane for each five-minute period.

These are segregated into 'light' and 'heavy' vehicles, and are then presented as a maximum queue length using the assumption that a light vehicle contributes 6m to a queue and a heavy vehicle 15m. These values can be updated by the user.

## Vehicle Length Assumptions (metres)

Lights	Heavies
6	15

**Additional Notes** (Factors which may impact on survey results such as accidents, roadworks, special events)

# Intelligent Data Collection Limited



**Client:** Mott MacDonald  
**Project Number:** ID06180  
**Site Number:** Site 4  
**Date of Survey:** 07.12.2021  
**Junction Name:** Bannold Road / Bannold Drove  
**Survey Type:** Queue Length Survey

**AM Peak Period:**

Lane A1				
Time	Lights	Heavies	Total	Length (m)
07:00	0	0	0	0
07:05	0	0	0	0
07:10	0	0	0	0
07:15	0	0	0	0
07:20	0	0	0	0
07:25	0	0	0	0
07:30	0	0	0	0
07:35	0	0	0	0
07:40	0	0	0	0
07:45	0	0	0	0
07:50	0	0	0	0
07:55	0	0	0	0
08:00	0	0	0	0
08:05	0	0	0	0
08:10	0	0	0	0
08:15	0	0	0	0
08:20	0	0	0	0
08:25	0	0	0	0
08:30	0	0	0	0
08:35	0	0	0	0
08:40	0	0	0	0
08:45	0	0	0	0
08:50	0	0	0	0
08:55	0	0	0	0
09:00	0	0	0	0
09:05	0	0	0	0
09:10	0	0	0	0
09:15	0	0	0	0
09:20	0	0	0	0
09:25	0	0	0	0
09:30	0	0	0	0
09:35	0	0	0	0
09:40	0	0	0	0
09:45	0	0	0	0
09:50	0	0	0	0
09:55	0	0	0	0

**PM Peak Period:**

Lane A1				
Time	Lights	Heavies	Total	Length (m)
16:00	0	0	0	0
16:05	0	0	0	0
16:10	0	0	0	0
16:15	0	0	0	0
16:20	0	0	0	0
16:25	0	0	0	0
16:30	1	0	1	6
16:35	0	0	0	0
16:40	0	0	0	0
16:45	0	0	0	0
16:50	0	0	0	0
16:55	0	0	0	0
17:00	0	0	0	0
17:05	0	0	0	0
17:10	0	0	0	0
17:15	0	0	0	0
17:20	0	0	0	0
17:25	0	0	0	0
17:30	0	0	0	0
17:35	0	0	0	0
17:40	0	0	0	0
17:45	0	0	0	0
17:50	0	0	0	0
17:55	0	0	0	0
18:00	0	0	0	0
18:05	0	0	0	0
18:10	0	0	0	0
18:15	0	0	0	0
18:20	0	0	0	0
18:25	0	0	0	0
18:30	0	0	0	0
18:35	0	0	0	0
18:40	0	0	0	0
18:45	0	0	0	0
18:50	0	0	0	0
18:55	0	0	0	0



# Intelligent Data Collection Limited



**Client:** Mott MacDonald  
**Project Number:** ID06180  
**Site Number:** Site 5  
**Dates of Survey:** 04.12.2021, 07.12.2021 and 08.12.2021  
**Junction Name:** Way Lane / Burgess Road  
**Survey Type:** Queue Length Survey

X Coordinate	Y Coordinate	Google Maps Link
52.266051	0.19328	<a href="#">Click Here</a>

## Junction Layout



## Queue Length Methodology

The maximum queue length, in vehicles, is reported by lane for each five-minute period.

These are segregated into 'light' and 'heavy' vehicles, and are then presented as a maximum queue length using the assumption that a light vehicle contributes 6m to a queue and a heavy vehicle 15m. These values can be updated by the user.

## Vehicle Length Assumptions (metres)

Lights	Heavies
6	15

**Additional Notes** (Factors which may impact on survey results such as accidents, roadworks, special events)

# Intelligent Data Collection Limited



**Client:** Mott MacDonald  
**Project Number:** ID06180  
**Site Number:** Site 5  
**Date of Survey:** 07.12.2021  
**Junction Name:** Way Lane / Burgess Road  
**Survey Type:** Queue Length Survey

**AM Peak Period:**

Lane B1				
Time	Lights	Heavies	Total	Length (m)
07:00	0	0	0	0
07:05	0	0	0	0
07:10	1	0	1	6
07:15	0	0	0	0
07:20	1	0	1	6
07:25	0	0	0	0
07:30	0	0	0	0
07:35	0	0	0	0
07:40	1	0	1	6
07:45	0	0	0	0
07:50	1	0	1	6
07:55	0	0	0	0
08:00	1	0	1	6
08:05	0	0	0	0
08:10	0	0	0	0
08:15	0	0	0	0
08:20	1	0	1	6
08:25	1	0	1	6
08:30	1	0	1	6
08:35	0	0	0	0
08:40	0	0	0	0
08:45	1	0	1	6
08:50	1	0	1	6
08:55	1	0	1	6
09:00	1	0	1	6
09:05	0	0	0	0
09:10	1	0	1	6
09:15	1	0	1	6
09:20	0	0	0	0
09:25	0	0	0	0
09:30	1	0	1	6
09:35	1	0	1	6
09:40	0	0	0	0
09:45	1	0	1	6
09:50	1	0	1	6
09:55	1	0	1	6

**PM Peak Period:**

Lane B1				
Time	Lights	Heavies	Total	Length (m)
16:00	1	0	1	6
16:05	1	0	1	6
16:10	1	0	1	6
16:15	1	0	1	6
16:20	0	0	0	0
16:25	0	0	0	0
16:30	0	0	0	0
16:35	0	0	0	0
16:40	0	0	0	0
16:45	1	0	1	6
16:50	0	0	0	0
16:55	1	0	1	6
17:00	1	0	1	6
17:05	0	0	0	0
17:10	0	0	0	0
17:15	1	0	1	6
17:20	1	0	1	6
17:25	1	0	1	6
17:30	0	0	0	0
17:35	1	0	1	6
17:40	0	0	0	0
17:45	0	0	0	0
17:50	1	0	1	6
17:55	1	0	1	6
18:00	0	0	0	0
18:05	0	0	0	0
18:10	0	0	0	0
18:15	0	0	0	0
18:20	1	0	1	6
18:25	0	0	0	0
18:30	0	0	0	0
18:35	0	0	0	0
18:40	0	0	0	0
18:45	0	0	0	0
18:50	0	0	0	0
18:55	0	0	0	0

# Intelligent Data Collection Limited



**Client:** Mott MacDonald  
**Project Number:** ID06180  
**Site Number:** Site 6  
**Dates of Survey:** 04.12.2021, 07.12.2021 and 08.12.2021  
**Junction Name:** Burgess Road / Rosemary Road  
**Survey Type:** Queue Length Survey

X Coordinate	Y Coordinate	Google Maps Link
52.26558	0.196718	<a href="#">Click Here</a>

## Junction Layout



## Queue Length Methodology

The maximum queue length, in vehicles, is reported by lane for each five-minute period.

These are segregated into 'light' and 'heavy' vehicles, and are then presented as a maximum queue length using the assumption that a light vehicle contributes 6m to a queue and a heavy vehicle 15m. These values can be updated by the user.

## Vehicle Length Assumptions (metres)

Lights	Heavies
6	15

## Additional Notes (Factors which may impact on survey results such as accidents, roadworks, special events)

Any shaded entries indicate where queues reach the extent of the camera view.

# Intelligent Data Collection Limited



**Client:** Mott MacDonald  
**Project Number:** ID06180  
**Site Number:** Site 6  
**Date of Survey:** 07.12.2021  
**Junction Name:** Burgess Road / Rosemary Road  
**Survey Type:** Queue Length Survey

**AM Peak Period:**

Lane B1				
Time	Lights	Heavies	Total	Length (m)
07:00	0	0	0	0
07:05	0	0	0	0
07:10	0	0	0	0
07:15	0	0	0	0
07:20	0	0	0	0
07:25	0	0	0	0
07:30	0	0	0	0
07:35	0	0	0	0
07:40	0	0	0	0
07:45	0	0	0	0
07:50	0	0	0	0
07:55	0	0	0	0
08:00	0	0	0	0
08:05	0	0	0	0
08:10	0	0	0	0
08:15	0	0	0	0
08:20	0	0	0	0
08:25	0	0	0	0
08:30	0	0	0	0
08:35	0	0	0	0
08:40	0	0	0	0
08:45	0	0	0	0
08:50	0	0	0	0
08:55	0	0	0	0
09:00	0	0	0	0
09:05	0	0	0	0
09:10	0	0	0	0
09:15	0	0	0	0
09:20	0	0	0	0
09:25	0	0	0	0
09:30	0	0	0	0
09:35	0	0	0	0
09:40	1	0	1	6
09:45	0	0	0	0
09:50	1	0	1	6
09:55	1	0	1	6

**PM Peak Period:**

Lane B1				
Time	Lights	Heavies	Total	Length (m)
16:00	0	0	0	0
16:05	0	0	0	0
16:10	0	0	0	0
16:15	0	0	0	0
16:20	0	0	0	0
16:25	0	0	0	0
16:30	0	0	0	0
16:35	0	0	0	0
16:40	0	0	0	0
16:45	0	0	0	0
16:50	0	0	0	0
16:55	0	0	0	0
17:00	0	0	0	0
17:05	0	0	0	0
17:10	0	0	0	0
17:15	0	0	0	0
17:20	1	0	1	6
17:25	0	0	0	0
17:30	0	0	0	0
17:35	0	0	0	0
17:40	0	0	0	0
17:45	0	0	0	0
17:50	0	0	0	0
17:55	0	0	0	0
18:00	0	0	0	0
18:05	0	0	0	0
18:10	0	0	0	0
18:15	0	0	0	0
18:20	0	0	0	0
18:25	0	0	0	0
18:30	0	0	0	0
18:35	0	0	0	0
18:40	0	0	0	0
18:45	0	0	0	0
18:50	0	0	0	0
18:55	0	0	0	0



# Intelligent Data Collection Limited



**Client:** Mott MacDonald  
**Project Number:** ID06180  
**Site Number:** Site 7  
**Dates of Survey:** 04.12.2021, 07.12.2021 and 08.12.2021  
**Junction Name:** Cambridge Road / Chapel Street / Green Side  
**Survey Type:** Queue Length Survey

<b>X Coordinate</b>	<b>Y Coordinate</b>	<b>Google Maps Link</b>
52.265714	0.190108	<a href="#">Click Here</a>

## Junction Layout



## Queue Length Methodology

The maximum queue length, in vehicles, is reported by lane for each five-minute period.

These are segregated into 'light' and 'heavy' vehicles, and are then presented as a maximum queue length using the assumption that a light vehicle contributes 6m to a queue and a heavy vehicle 15m. These values can be updated by the user.

## Vehicle Length Assumptions (metres)

Lights	Heavies
6	15

## Additional Notes (Factors which may impact on survey results such as accidents, roadworks, special events)

Any shaded entries indicate where queues reach the extent of the camera view.

# Intelligent Data Collection Limited



**Client:** Mott MacDonald  
**Project Number:** ID06180  
**Site Number:** Site 7  
**Date of Survey:** 07.12.2021  
**Junction Name:** Cambridge Road / Chapel Street / Green Side  
**Survey Type:** Queue Length Survey

**AM Peak Period:**

Time	Lane A1				Lane A2			
	Lights	Heavies	Total	Length (m)	Lights	Heavies	Total	Length (m)
07:00	1	0	1	6	0	0	0	0
07:05	0	0	0	0	0	0	0	0
07:10	0	0	0	0	0	0	0	0
07:15	1	0	1	6	0	0	0	0
07:20	2	0	2	12	0	0	0	0
07:25	0	0	0	0	0	0	0	0
07:30	2	0	2	12	0	0	0	0
07:35	2	0	2	12	0	0	0	0
07:40	1	0	1	6	0	0	0	0
07:45	3	0	3	18	0	0	0	0
07:50	1	0	1	6	0	0	0	0
07:55	2	0	2	12	0	0	0	0
08:00	4	0	4	24	0	0	0	0
08:05	1	1	2	21	0	0	0	0
08:10	1	0	1	6	0	0	0	0
08:15	2	0	2	12	0	0	0	0
08:20	3	0	3	18	0	0	0	0
08:25	1	0	1	6	0	0	0	0
08:30	1	0	1	6	0	0	0	0
08:35	3	0	3	18	0	0	0	0
08:40	3	0	3	18	0	0	0	0
08:45	1	0	1	6	0	0	0	0
08:50	2	0	2	12	0	0	0	0
08:55	1	0	1	6	0	0	0	0
09:00	1	0	1	6	0	0	0	0
09:05	2	0	2	12	0	0	0	0
09:10	1	0	1	6	0	0	0	0
09:15	1	0	1	6	0	0	0	0
09:20	1	0	1	6	0	0	0	0
09:25	2	0	2	12	1	0	1	6
09:30	1	0	1	6	0	0	0	0
09:35	4	0	4	24	0	0	0	0
09:40	2	0	2	12	0	0	0	0
09:45	1	1	2	21	0	0	0	0
09:50	2	1	3	27	0	0	0	0
09:55	1	0	1	6	0	0	0	0

**PM Peak Period:**

Time	Lane A1				Lane A2			
	Lights	Heavies	Total	Length (m)	Lights	Heavies	Total	Length (m)
16:00	1	0	1	6	0	0	0	0
16:05	2	0	2	12	0	0	0	0
16:10	1	0	1	6	0	0	0	0
16:15	2	0	2	12	0	0	0	0
16:20	2	0	2	12	0	0	0	0
16:25	2	0	2	12	0	0	0	0
16:30	5	0	5	30	1	0	1	6
16:35	5	0	5	30	0	0	0	0
16:40	2	0	2	12	0	0	0	0
16:45	2	0	2	12	0	0	0	0
16:50	1	0	1	6	0	0	0	0
16:55	2	0	2	12	0	0	0	0
17:00	3	0	3	18	0	0	0	0
17:05	1	1	2	21	0	0	0	0
17:10	3	0	3	18	0	0	0	0
17:15	2	0	2	12	1	0	1	6
17:20	2	0	2	12	1	0	1	6
17:25	1	0	1	6	0	0	0	0
17:30	5	0	5	30	1	0	1	6
17:35	2	0	2	12	0	0	0	0
17:40	3	0	3	18	2	0	2	12
17:45	1	0	1	6	0	0	0	0
17:50	0	0	0	0	0	0	0	0
17:55	2	0	2	12	1	0	1	6
18:00	1	0	1	6	0	0	0	0
18:05	1	0	1	6	1	0	1	6
18:10	5	0	5	30	0	0	0	0
18:15	0	0	0	0	0	0	0	0
18:20	1	0	1	6	0	0	0	0
18:25	0	0	0	0	0	0	0	0
18:30	1	0	1	6	0	0	0	0
18:35	1	0	1	6	0	0	0	0
18:40	2	0	2	12	0	0	0	0
18:45	2	0	2	12	0	0	0	0
18:50	1	0	1	6	1	0	1	6
18:55	1	0	1	6	0	0	0	0

# Intelligent Data Collection Limited



**Client:** Mott MacDonald  
**Project Number:** ID06180  
**Site Number:** Site 8  
**Dates of Survey:** 04.12.2021, 07.12.2021 and 08.12.2021  
**Junction Name:** Chapel Street / St Andrews Hill  
**Survey Type:** Queue Length Survey

<b>X Coordinate</b>	<b>Y Coordinate</b>	<b>Google Maps Link</b>
52.265099	0.19176	<a href="#">Click Here</a>

## Junction Layout



## Queue Length Methodology

The maximum queue length, in vehicles, is reported by lane for each five-minute period.

These are segregated into 'light' and 'heavy' vehicles, and are then presented as a maximum queue length using the assumption that a light vehicle contributes 6m to a queue and a heavy vehicle 15m. These values can be updated by the user.

## Vehicle Length Assumptions (metres)

Lights	Heavies
6	15

**Additional Notes** (Factors which may impact on survey results such as accidents, roadworks, special events)

# Intelligent Data Collection Limited



**Client:** Mott MacDonald  
**Project Number:** ID06180  
**Site Number:** Site 8  
**Date of Survey:** 07.12.2021  
**Junction Name:** Chapel Street / St Andrews Hill  
**Survey Type:** Queue Length Survey

**AM Peak Period:**

Time	Lane B1				Lane B2			
	Lights	Heavies	Total	Length (m)	Lights	Heavies	Total	Length (m)
07:00	0	0	0	0	0	0	0	0
07:05	1	0	1	6	0	0	0	0
07:10	1	0	1	6	1	0	1	6
07:15	0	0	0	0	0	0	0	0
07:20	1	0	1	6	1	0	1	6
07:25	1	0	1	6	1	0	1	6
07:30	1	0	1	6	0	0	0	0
07:35	2	0	2	12	0	0	0	0
07:40	2	0	2	12	1	0	1	6
07:45	2	0	2	12	1	0	1	6
07:50	1	0	1	6	0	0	0	0
07:55	2	0	2	12	0	0	0	0
08:00	2	0	2	12	1	0	1	6
08:05	2	0	2	12	1	0	1	6
08:10	2	0	2	12	0	0	0	0
08:15	1	0	1	6	0	0	0	0
08:20	1	0	1	6	0	0	0	0
08:25	1	0	1	6	0	0	0	0
08:30	1	0	1	6	2	0	2	12
08:35	2	0	2	12	1	0	1	6
08:40	1	0	1	6	1	0	1	6
08:45	2	0	2	12	1	0	1	6
08:50	4	0	4	24	0	0	0	0
08:55	3	0	3	18	0	0	0	0
09:00	2	0	2	12	0	0	0	0
09:05	2	0	2	12	1	0	1	6
09:10	2	0	2	12	1	0	1	6
09:15	2	0	2	12	0	0	0	0
09:20	1	0	1	6	1	0	1	6
09:25	2	0	2	12	0	0	0	0
09:30	1	0	1	6	2	0	2	12
09:35	1	0	1	6	0	0	0	0
09:40	1	0	1	6	0	0	0	0
09:45	1	0	1	6	0	0	0	0
09:50	1	0	1	6	0	0	0	0
09:55	1	0	1	6	1	0	1	6

**PM Peak Period:**

Time	Lane B1				Lane B2			
	Lights	Heavies	Total	Length (m)	Lights	Heavies	Total	Length (m)
16:00	1	0	1	6	0	0	0	0
16:05	2	0	2	12	0	0	0	0
16:10	0	1	1	15	0	0	0	0
16:15	2	0	2	12	0	0	0	0
16:20	2	0	2	12	0	0	0	0
16:25	1	0	1	6	0	0	0	0
16:30	2	0	2	12	0	0	0	0
16:35	1	0	1	6	0	0	0	0
16:40	3	0	3	18	0	0	0	0
16:45	1	0	1	6	0	0	0	0
16:50	1	0	1	6	0	0	0	0
16:55	2	0	2	12	0	0	0	0
17:00	1	0	1	6	1	0	1	6
17:05	2	0	2	12	0	0	0	0
17:10	1	0	1	6	0	0	0	0
17:15	1	0	1	6	1	0	1	6
17:20	2	0	2	12	0	0	0	0
17:25	0	0	0	0	0	0	0	0
17:30	1	0	1	6	0	0	0	0
17:35	1	0	1	6	0	0	0	0
17:40	3	0	3	18	0	0	0	0
17:45	1	0	1	6	0	0	0	0
17:50	1	0	1	6	0	0	0	0
17:55	2	0	2	12	0	0	0	0
18:00	0	0	0	0	0	0	0	0
18:05	1	0	1	6	1	0	1	6
18:10	2	0	2	12	1	0	1	6
18:15	1	0	1	6	0	0	0	0
18:20	1	0	1	6	0	0	0	0
18:25	2	0	2	12	1	0	1	6
18:30	0	0	0	0	0	0	0	0
18:35	1	0	1	6	0	0	0	0
18:40	1	0	1	6	0	0	0	0
18:45	1	0	1	6	0	0	0	0
18:50	1	0	1	6	0	0	0	0
18:55	2	0	2	12	0	0	0	0



# Intelligent Data Collection Limited



**Client:** Mott MacDonald  
**Project Number:** ID06180  
**Site Number:** Site 9  
**Dates of Survey:** 04.12.2021, 07.12.2021 and 08.12.2021  
**Junction Name:** A10 Ely Road / Car Dyke Road  
**Survey Type:** Queue Length Survey

X Coordinate	Y Coordinate	Google Maps Link
52.262875	0.17907	<a href="#">Click Here</a>

## Junction Layout



## Queue Length Methodology

The maximum queue length, in vehicles, is reported by lane for each five-minute period.

These are segregated into 'light' and 'heavy' vehicles, and are then presented as a maximum queue length using the assumption that a light vehicle contributes 6m to a queue and a heavy vehicle 15m. These values can be updated by the user.

## Vehicle Length Assumptions (metres)

Lights	Heavies
6	15

**Additional Notes** (Factors which may impact on survey results such as accidents, roadworks, special events)

# Intelligent Data Collection Limited



**Client:** Mott MacDonald  
**Project Number:** ID06180  
**Site Number:** Site 9  
**Date of Survey:** 07.12.2021  
**Junction Name:** A10 Ely Road / Car Dyke Road  
**Survey Type:** Queue Length Survey

**AM Peak Period:**

Time	Lane B1				Lane B2			
	Lights	Heavies	Total	Length (m)	Lights	Heavies	Total	Length (m)
07:00	1	0	1	6	10	0	10	60
07:05	1	0	1	6	4	0	4	24
07:10	0	0	0	0	5	0	5	30
07:15	0	0	0	0	4	0	4	24
07:20	1	0	1	6	5	0	5	30
07:25	1	1	2	21	3	0	3	18
07:30	2	0	2	12	6	0	6	36
07:35	0	0	0	0	5	0	5	30
07:40	1	0	1	6	8	0	8	48
07:45	0	1	1	15	10	0	10	60
07:50	1	0	1	6	8	0	8	48
07:55	1	0	1	6	8	0	8	48
08:00	1	0	1	6	7	0	7	42
08:05	1	0	1	6	8	0	8	48
08:10	0	0	0	0	5	0	5	30
08:15	5	1	6	45	7	0	7	42
08:20	1	0	1	6	8	0	8	48
08:25	0	1	1	15	3	0	3	18
08:30	1	0	1	6	3	0	3	18
08:35	0	0	0	0	8	0	8	48
08:40	1	0	1	6	4	0	4	24
08:45	1	0	1	6	14	0	14	84
08:50	1	0	1	6	9	0	9	54
08:55	1	0	1	6	4	0	4	24
09:00	1	0	1	6	5	0	5	30
09:05	1	0	1	6	5	0	5	30
09:10	1	0	1	6	8	0	8	48
09:15	1	0	1	6	2	0	2	12
09:20	0	0	0	0	3	2	5	48
09:25	1	0	1	6	6	0	6	36
09:30	1	0	1	6	2	1	3	27
09:35	0	0	0	0	4	0	4	24
09:40	1	0	1	6	2	0	2	12
09:45	1	0	1	6	5	0	5	30
09:50	0	0	0	0	4	1	5	39
09:55	0	0	0	0	7	1	8	57

**PM Peak Period:**

Time	Lane B1				Lane B2			
	Lights	Heavies	Total	Length (m)	Lights	Heavies	Total	Length (m)
16:00	2	0	2	12	2	0	2	12
16:05	0	0	0	0	3	0	3	18
16:10	0	0	0	0	1	1	2	21
16:15	1	0	1	6	4	0	4	24
16:20	0	0	0	0	2	0	2	12
16:25	1	0	1	6	5	0	5	30
16:30	1	0	1	6	8	0	8	48
16:35	1	0	1	6	1	0	1	6
16:40	1	0	1	6	1	0	1	6
16:45	0	0	0	0	1	0	1	6
16:50	2	0	2	12	2	0	2	12
16:55	2	0	2	12	2	0	2	12
17:00	1	0	1	6	5	0	5	30
17:05	1	0	1	6	5	0	5	30
17:10	5	0	5	30	4	0	4	24
17:15	5	0	5	30	7	0	7	42
17:20	1	0	1	6	1	0	1	6
17:25	1	0	1	6	1	0	1	6
17:30	4	0	4	24	3	0	3	18
17:35	3	0	3	18	8	0	8	48
17:40	1	0	1	6	4	0	4	24
17:45	0	0	0	0	1	0	1	6
17:50	1	0	1	6	1	0	1	6
17:55	2	0	2	12	3	0	3	18
18:00	0	0	0	0	2	0	2	12
18:05	2	0	2	12	4	0	4	24
18:10	1	0	1	6	1	0	1	6
18:15	2	0	2	12	4	0	4	24
18:20	1	0	1	6	2	0	2	12
18:25	1	0	1	6	2	0	2	12
18:30	0	0	0	0	1	0	1	6
18:35	0	0	0	0	2	0	2	12
18:40	1	0	1	6	2	0	2	12
18:45	1	0	1	6	3	0	3	18
18:50	1	0	1	6	3	0	3	18
18:55	3	0	3	18	1	0	1	6

# Intelligent Data Collection Limited



**Client:** Mott MacDonald  
**Project Number:** ID06180  
**Site Number:** Site 10  
**Date of Survey:** 04.12.2021, 07.12.2021 and 08.12.2021  
**Junction Name:** Clayhithe Road Level Crossing  
**Survey Type:** Queue Length Survey

X Coordinate	Y Coordinate	Google Maps Link
52.262317	0.196824	<a href="#">Click Here</a>

## Junction Layout



## Queue Length Methodology

The maximum queue length, in vehicles, is reported for each time the level crossing barrier raises.

These are broken down fully into the standard seven user classes, and then presented in Total Vehicles and also Total PCUs.

The PCU assumptions used can be updated by the user.

## PCU Assumptions

Car	LGV	OGV1	OGV2	Bus	M/C	Cycle
1.0	1.0	1.5	2.3	2.0	0.4	0.2

## Additional Notes (Factors which may impact on survey results such as accidents, roadworks, special events)

Any shaded entries indicate where queues reach the extent of the camera view.

# Intelligent Data Collection Limited



Client: Mott MacDonald  
 Project Number: ID06180  
 Site Number: Site 10  
 Date of Survey: 07.12.2021  
 Junction Name: Clayhills Road Level Crossing  
 Survey Type: Queue Length Survey

## AM Peak Period:

Time Barrier Starts to Lower	Time Barrier is Fully Raised	Barrier Down Duration	Lane A1							Lane B1														
			Car	LGV	OGV1	OGV2	Bus	M/C	Cycle	Total Vehicles	Total PCUs	Car	LGV	OGV1	OGV2	Bus	M/C	Cycle	Total Vehicles	Total PCUs				
07:02:36	07:03:47	00:01:11	0	0	0	0	0	0	0	0	0	0	0	1	1	0	0	0	0	0	0	0	2	2
07:07:25	07:07:46	00:00:21	0	0	0	0	0	0	0	0	0	0	0	1	0	0	0	0	0	0	0	0	1	1
07:11:15	07:11:40	00:00:25	1	0	0	0	0	0	0	0	0	1	1	0	0	0	0	0	0	0	0	0	0	0
07:23:37	07:24:37	00:01:00	2	0	0	0	0	0	0	0	2	2	4	4	0	0	0	0	0	0	0	0	8	8
07:31:10	07:31:32	00:00:22	0	0	0	0	0	0	0	0	0	0	0	1	1	0	0	0	0	0	0	0	2	2
07:38:05	07:38:30	00:00:25	0	0	0	0	0	0	0	0	0	0	0	4	0	0	0	0	0	0	0	0	4	4
07:40:50	07:41:11	00:00:21	0	0	0	0	0	0	0	0	0	0	0	1	0	0	0	0	0	0	0	0	1	1
07:46:46	07:47:47	00:01:01	1	0	0	0	0	0	0	0	1	1	7	4	0	0	0	0	0	0	0	0	11	11
07:52:59	07:54:01	00:01:02	0	1	0	0	0	0	0	0	1	1	7	0	0	0	0	0	0	0	0	0	7	7
08:06:01	08:06:21	00:00:20	0	0	0	0	0	0	0	0	0	0	0	3	0	0	0	0	0	0	0	0	3	3
08:08:42	08:09:33	00:00:51	5	0	0	0	0	0	0	0	5	5	6	1	0	0	0	0	0	0	0	0	7	7
08:12:55	08:13:34	00:00:39	1	0	0	0	0	0	0	0	1	1	0	0	0	0	0	0	0	0	0	0	0	0
08:16:38	08:17:43	00:01:05	1	0	0	0	0	0	0	0	1	1	7	3	0	0	0	0	0	0	0	0	10	10
08:26:10	08:26:31	00:00:21	1	0	0	0	0	0	0	0	1	1	0	0	0	0	0	0	0	0	0	0	0	0
08:32:57	08:34:02	00:01:05	2	0	0	0	0	0	0	0	2	2	12	0	0	0	0	0	0	0	0	0	12	12
08:37:13	08:38:27	00:01:14	2	1	0	0	0	0	0	0	3	3	5	3	0	0	0	0	0	0	0	0	8	8
08:42:48	08:43:36	00:00:48	3	1	0	0	0	0	0	0	4	4	3	0	0	0	0	0	0	0	0	0	3	3
08:47:40	08:48:13	00:00:33	4	0	0	0	0	0	0	0	4	4	2	0	0	0	0	0	0	0	0	0	2	2
08:53:04	08:54:04	00:01:00	1	1	0	0	0	0	0	0	2	2	4	2	0	0	0	0	0	0	0	0	6	6
09:02:23	09:02:44	00:00:21	1	0	0	0	0	0	0	0	1	1	1	0	0	0	0	0	0	0	0	0	1	1
09:06:44	09:07:05	00:00:21	2	0	0	0	0	0	0	0	2	2	0	1	0	0	0	0	0	0	0	0	1	1
09:12:43	09:13:34	00:00:51	1	0	0	0	0	0	0	0	1	1	3	0	0	0	0	0	0	0	0	0	3	3
09:19:00	09:19:21	00:00:21	4	1	0	0	0	0	0	0	5	5	0	0	0	0	0	0	0	0	0	0	0	0
09:25:32	09:26:37	00:01:05	4	0	0	0	0	0	0	0	4	4	7	1	0	0	0	0	0	0	0	0	8	8
09:40:10	09:40:30	00:00:20	2	0	0	0	0	0	0	0	2	2	2	0	0	0	0	0	0	0	0	0	2	2
09:42:35	09:43:45	00:01:10	2	1	0	0	0	0	0	0	3	3	4	1	0	0	0	0	0	0	0	0	5	5
09:55:17	09:56:19	00:01:02	1	0	1	0	0	0	0	0	2	3	5	0	0	0	0	0	0	0	0	0	5	5

## PM Peak Period:

Time Barrier Starts to Lower	Time Barrier is Fully Raised	Barrier Down Duration	Lane A1							Lane B1														
			Car	LGV	OGV1	OGV2	Bus	M/C	Cycle	Total Vehicles	Total PCUs	Car	LGV	OGV1	OGV2	Bus	M/C	Cycle	Total Vehicles	Total PCUs				
16:03:57	16:04:19	00:00:22	2	0	0	0	0	0	0	0	2	2	0	1	0	0	0	0	0	0	0	0	1	1
16:07:13	16:07:41	00:00:28	2	0	0	0	0	0	0	0	2	2	0	0	0	0	0	0	0	0	0	0	0	0
16:11:08	16:12:08	00:01:00	0	0	0	0	0	0	0	0	0	0	2	0	0	0	0	0	0	0	0	0	2	2
16:26:34	16:26:54	00:00:20	4	1	0	0	0	0	0	0	5	5	1	0	0	0	0	0	0	0	0	0	1	1
16:29:15	16:30:32	00:01:17	8	1	0	0	0	0	0	0	9	9	5	0	0	0	0	0	0	0	0	0	5	5
16:34:39	16:35:00	00:00:21	2	2	0	0	0	0	0	0	4	4	0	0	0	0	0	0	0	0	0	0	0	0
16:43:02	16:44:14	00:01:12	6	0	0	0	0	0	0	0	6	6	3	1	0	0	0	0	0	0	0	0	4	4
16:52:37	16:53:45	00:01:08	5	0	0	0	0	0	0	0	5	5	4	0	0	0	0	0	0	0	0	0	4	4
17:05:22	17:05:44	00:00:22	0	0	0	0	0	0	0	0	0	0	2	0	0	0	0	0	0	0	0	0	2	2
17:06:27	17:06:47	00:00:20	1	1	0	0	0	0	0	0	2	2	1	0	0	0	0	0	0	0	0	0	1	1
17:15:14	17:16:24	00:01:10	4	1	0	0	0	0	0	0	5	5	5	0	0	0	0	0	0	0	0	0	5	5
17:24:50	17:25:57	00:01:07	6	2	0	0	0	0	0	0	8	8	5	0	0	0	0	0	0	0	0	0	5	5
17:34:00	17:34:26	00:00:26	1	0	0	0	0	0	0	0	1	1	4	0	0	0	0	0	0	0	0	0	4	4
17:36:37	17:36:58	00:00:21	2	0	0	0	0	0	0	0	2	2	0	0	0	0	0	0	0	0	0	0	0	0
17:40:08	17:41:11	00:01:03	8	1	0	0	0	0	0	0	9	9	3	1	0	0	0	0	0	0	0	0	4	4
17:44:20	17:45:37	00:01:17	7	0	0	0	0	0	0	0	7	7	3	0	0	0	0	0	0	0	0	0	3	3
17:53:11	17:54:15	00:01:04	4	0	0	0	0	0	0	0	4	4	2	0	0	0	0	0	0	0	0	0	2	2
17:57:45	17:58:26	00:00:41	6	0	0	0	0	0	0	0	6	6	0	0	0	0	0	0	0	0	0	0	0	0
18:00:34	18:01:59	00:01:25	9	1	0	0	0	0	0	0	10	10	3	0	0	0	0	0	0	0	0	0	3	3
18:05:13	18:05:34	00:00:21	1	0	0	0	0	0	0	0	1	1	1	0	0	0	0	0	0	0	0	0	1	1
18:13:34	18:14:43	00:01:09	1	1	0	0	0	0	0	0	2	2	4	0	0	0	0	0	0	0	0	0	4	4
18:24:55	18:26:07	00:01:12	4	0	0	0	0	0	0	0	4	4	0	0	0	0	0	0	0	0	0	0	0	0
18:36:47	18:37:55	00:01:08	3	0	0	0	0	0	0	0	3	3	0	0	0	0	0	0	0	0	0	0	0	0
18:45:43	18:46:04	00:00:21	0	0	0	0	0	0	0	0	0	0	0	0	0	0	0	0	0	0	0	0	0	0
18:46:52	18:47:51	00:00:59	2	0	0	0	0	0	0	0	2	2	0	0	0	0	0	0	0	0	0	0	0	0
18:50:49	18:51:37	00:00:48	9	0	0	0	0	0	0	0	9	9	2	0	0	0	0	0	0	0	0	0	2	2

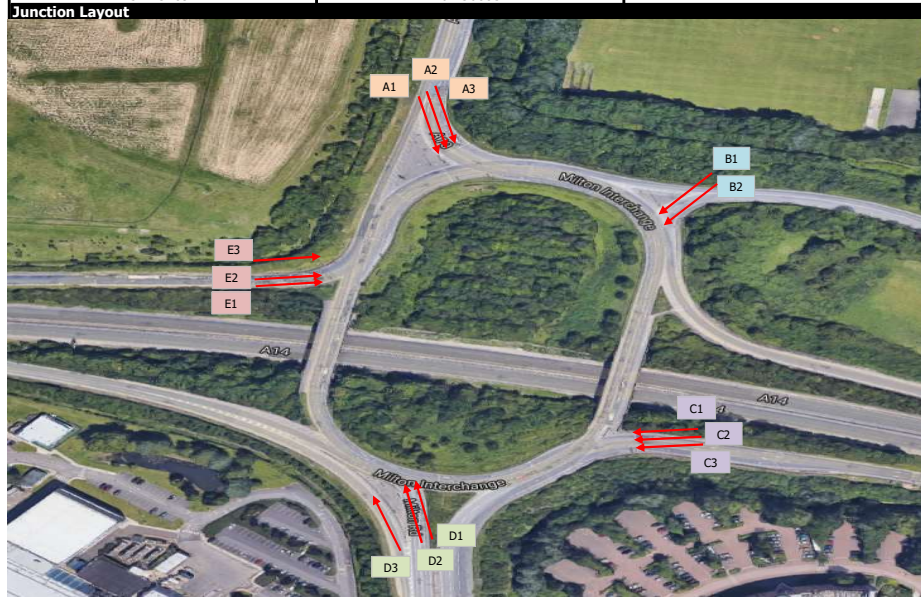


# Intelligent Data Collection Limited



**Client:** Mott MacDonald  
**Project Number:** ID06180  
**Site Number:** Site 11  
**Dates of Survey:** 04.12.2021, 07.12.2021 and 08.12.2021  
**Junction Name:** A14 Milton Interchange  
**Survey Type:** Queue Length Survey

X Coordinate	Y Coordinate	Google Maps Link
52,237894	0.150885	<a href="#">Click Here</a>



### Queue Length Methodology

The maximum queue length, in vehicles, is reported by lane for each five-minute period.

These are segregated into 'light' and 'heavy' vehicles, and are then presented as a maximum queue length using the assumption that a light vehicle contributes 6m to a queue and a heavy vehicle 15m. These values can be updated by the user.

### Vehicle Length Assumptions (metres)

Lights	Heavies
6	15

### Additional Notes (Factors which may impact on survey results such as accidents, roadworks, special events)

Any shaded entries indicate where queues reach the extent of the camera view.

Lanes D3 and E3 are dedicated left turn lanes so have no queues to analyse.

# Intelligent Data Collection Limited

Client: Matt Macdonald  
 Project Number: IS06180  
 Site Number: Site 11  
 Date of Survey: 07.12.2021  
 Junction Name: A14 Milton Interchange  
 Survey Type: Queue Length Survey



### AM Peak Period:

Time	Lane A1			Lane A2			Lane A3			Lane B1			Lane B2			Lane C1			Lane C2			Lane C3			Lane D1			Lane D2			Lane E1			Lane E2																		
	Lights	Heavies	Total	Length (m)	Lights	Heavies	Total	Length (m)	Lights	Heavies	Total	Length (m)	Lights	Heavies	Total	Length (m)	Lights	Heavies	Total	Length (m)	Lights	Heavies	Total	Length (m)	Lights	Heavies	Total	Length (m)	Lights	Heavies	Total	Length (m)	Lights	Heavies	Total	Length (m)	Lights	Heavies	Total													
07:00	6	1	7	51	4	0	4	24	5	2	7	60	0	0	0	1	0	1	6	36	2	0	2	12	5	0	5	30	2	1	3	27	0	1	1	15	3	0	3	18	2	0	2	12								
07:05	6	1	7	38	2	0	2	12	7	0	7	42	0	0	0	2	1	2	21	3	0	3	18	6	0	6	36	7	0	7	42	3	0	3	18	1	2	3	18	1	2	3	18									
07:10	6	0	6	36	2	0	2	12	7	1	8	57	3	0	3	18	1	1	2	11	3	0	3	18	6	0	6	36	7	0	7	42	3	0	3	18	5	0	5	30	3	0	3	18								
07:15	6	0	6	36	3	0	3	18	4	2	6	54	3	0	3	18	6	2	8	48	4	0	4	24	8	0	8	48	5	1	6	45	3	0	3	18	4	0	4	24	3	0	3	18								
07:20	6	2	8	66	3	0	3	18	5	2	7	63	4	0	4	24	5	1	6	45	3	0	3	18	6	0	6	36	7	0	7	42	4	0	4	24	3	0	3	18	4	0	4	24	2	0	2	12				
07:25	5	1	6	45	4	0	4	24	9	2	11	84	1	1	2	21	3	0	3	18	10	1	11	75	2	0	2	12	5	0	5	30	7	0	7	42	2	2	4	24	5	0	5	30	3	1	4	33				
07:30	7	0	7	42	3	0	3	18	7	1	8	57	2	0	2	12	4	0	4	24	5	1	6	45	3	0	3	18	7	0	7	42	4	0	4	24	3	0	3	18	4	0	4	24	2	0	2	12				
07:35	4	1	5	39	3	0	3	18	11	0	11	66	3	0	3	18	3	0	3	18	14	0	14	84	5	0	5	30	5	0	5	30	7	0	7	42	5	0	5	30	7	2	9	72	3	0	3	18				
07:40	11	0	11	66	3	0	3	18	8	0	8	48	3	0	3	18	4	0	4	24	6	1	7	51	3	0	3	18	4	1	5	39	3	2	5	48	2	0	2	12	4	0	4	24	2	0	2	12				
07:45	12	0	12	72	3	0	3	18	10	1	11	75	7	0	7	42	8	0	8	48	6	0	6	36	3	0	3	18	4	1	5	39	3	1	4	33	1	1	2	21	6	0	6	36	3	0	3	18				
07:50	9	1	10	69	3	0	3	18	13	0	13	78	5	0	5	30	9	0	9	54	7	0	7	42	6	0	6	36	7	0	7	42	3	1	4	33	2	0	2	12	6	1	7	51	3	0	3	18				
07:55	8	1	9	63	2	0	2	12	12	0	12	72	8	1	9	63	4	0	4	24	16	0	16	96	2	0	2	12	7	0	7	42	6	0	6	36	3	1	4	33	2	0	2	12	7	2	9	72	3	0	3	18
08:00	12	2	14	102	4	0	4	24	8	2	10	78	3	0	3	18	6	0	6	36	10	0	10	60	7	0	7	42	9	1	10	69	6	0	6	36	6	0	6	36	8	0	8	48	3	0	3	18				
08:05	7	1	8	57	10	2	12	90	7	0	7	42	3	0	3	18	3	0	3	18	14	0	14	84	6	0	6	36	7	0	7	42	4	1	5	39	6	0	6	36	7	1	7	51	2	1	3	27	2	1	3	27
08:10	13	3	16	123	7	0	7	42	11	2	13	96	3	0	3	18	4	0	4	24	13	0	13	78	2	1	3	27	4	0	4	24	7	1	8	57	5	0	5	30	9	0	9	54	2	1	3	27				
08:15	21	1	22	191	6	1	7	51	12	0	12	72	6	0	6	36	14	0	14	84	9	1	10	69	4	0	4	24	12	1	13	87	11	0	11	66	1	1	2	12	6	1	7	51	5	0	5	30				
08:20	11	0	11	66	5	0	5	30	7	0	7	42	3	0	3	18	5	0	5	30	11	1	12	66	5	1	6	45	24	0	24	144	5	1	6	45	1	1	2	21	8	2	10	78	1	1	2	21				
08:25	9	1	10	69	5	0	5	30	10	0	10	60	2	0	2	12	14	0	14	84	15	1	16	105	15	0	15	90	27	0	27	162	7	1	8	57	5	0	5	30	9	1	10	69	4	0	4	24				
08:30	7	0	7	42	12	0	12	72	9	0	9	54	2	0	2	12	8	0	8	48	14	0	14	84	6	0	6	36	8	0	8	48	2	1	3	27	5	0	5	30	8	1	9	63	4	0	4	24				
08:35	10	3	13	105	2	2	4	42	6	0	6	36	4	0	4	24	4	0	4	24	15	0	15	90	6	0	6	36	4	1	5	39	6	0	6	36	9	2	11	84	8	0	8	48	5	0	5	30				
08:40	9	1	10	69	1	1	1	66	105	8	0	8	48	8	0	8	48	4	0	4	24	10	2	12	90	11	0	11	66	10	0	10	60	9	0	9	54	3	1	4	33	18	5	0	18	5	0	5	30			
08:45	7	0	7	42	2	1	3	27	10	0	10	60	3	0	3	18	6	0	6	36	16	0	16	96	15	0	15	90	7	0	7	42	10	0	10	60	9	1	10	69	11	1	12	81	3	0	3	18				
08:50	8	1	9	63	15	0	15	90	9	0	9	54	7	0	7	42	10	1	11	75	17	0	17	102	6	0	6	36	4	0	4	24	9	0	9	54	5	0	5	30	10	0	10	60	4	0	4	24				
08:55	8	1	9	69	9	0	9	54	13	0	13	78	7	0	7	42	12	0	12	72	15	0	15	90	11	0	11	66	13	0	13	78	15	1	16	105	7	0	7	42	6	0	6	36	8	0	8	48				
09:00	8	0	8	48	9	1	10	69	10	0	10	60	3	0	3	18	4	0	4	24	12	0	12	72	3	0	3	18	3	1	4	33	5	0	5	30	6	0	6	36	8	0	8	48	3	0	3	18				
09:05	8	0	8	48	9	1	10	69	10	0	10	60	3	0	3	18	4	0	4	24	12	0	12	72	3	0	3	18	3	1	4	33	5	0	5	30	6	0	6	36	8	0	8	48	3	0	3	18				
09:10	8	3	11	99	2	0	2	12	10	1	11	69	4	0	4	24	7	0	7	42	8	0	8	48	6	0	6	36	7	0	7	42	2	1	3	27	4	0	4	24	19	1	20	129	1	0	1	6				
09:15	7	1	8	54	3	0	3	18	12	1	13	69	4	0	4	24	7	0	7	42	3	0	3	18	4	1	5	39	6	0	6	36	6	0	6	36	4	0	4	24	4	0	4	24	6	0	6	36				
09:20	6	3	9	81	4	0	4	24	13	0	13	78	1	1	2	21	7	0	7	42	4	1	5	39	4	0	4	24	7	0	7	42	5	0	5	30	2	1	3	27	8	0	8	48	2	0	2	12				
09:25	8	1	9	63	4	0	4	24	7	0	7	42	2	0	2	12	8	0	8	48	7	1	8	57	4	0	4	24	7	1	8	57	2	0	2	12	9	0	9	54	12	0	12	72	2	1	3	27				
09:30	19	2	21	144	16	1	17	111	4	0	4	24	2	0	2	12	5	0	5	30	7	1	8	57	6	0	6	36	7	0	7	42	5	0	5	30	1	1	2	21	3	2	5	48	4	0	4	24				
09:35	3	2	5	48	7	1	8	57	6	0	6	36	6	0	6	36	3	1	4	33	18	4	1	15	99	4	0	4	24	6	1	7	51	0	1	1	6	4	2	12	5	0	5	30								
09:40	10	0	10	60	11	1	12	81	7	2	9	72	2	0	2	12	4	1	5	39	5	1	6	45	2	0	2	12	2	1	3	27	8	2	10	78	3	0	3	18	6	0	6	36	4	0	4	24				
09:45	5	2	7	45	3	0	3	18	6	1	7	51	1	0	1	6	5	0	5	30	6	0	6	36	2	0	2	12	2	0	2	12	5	2	7	60	4	0	4	24	3	1	4	33	3	0	3	18				
09:50	7	2	9	72	4	0	4	24	12	0	12	72	2	0	2	12	3	1	4	33	18	7	8	75	1	0	1	6	4	0	4	24	9	1	10	69	5	0	5	30	3	1	4	33	3	0	3	18				
09:55	8	2	10	78	4	1	5	39	9	1	10	69	1	0	1	6	5	0	5	30	4	1	5	39	1	0	1	6	4	0	4	24	8	0	8	48	4	2	6	54	2	0	2	12								

### PM Peak Period:

Time	Lane A1			Lane A2			Lane A3			Lane B1			Lane B2			Lane C1			Lane C2			Lane C3			Lane D1			Lane D2			Lane E1			Lane E2		
	Lights	Heavies																																		

# Intelligent Data Collection Limited



**Client:** Mott MacDonald  
**Project Number:** ID06180  
**Site Number:** Site 12  
**Dates of Survey:** 04.12.2021, 07.12.2021 and 08.12.2021  
**Junction Name:** A1309 Milton Road / Cowley Road  
**Survey Type:** Queue Length Survey

X Coordinate	Y Coordinate	Google Maps Link
52.232796	0.150627	<a href="#">Click Here</a>



**Queue Length Methodology**

The maximum queue length, in vehicles, is reported by lane for each five-minute period.

These are segregated into 'light' and 'heavy' vehicles, and are then presented as a maximum queue length using the assumption that a light vehicle contributes 6m to a queue and a heavy vehicle 15m. These values can be updated by the user.

**Vehicle Length Assumptions (metres)**

Lights	Heavies
6	15

**Additional Notes** (Factors which may impact on survey results such as accidents, roadworks, special events)

Due to heavy sunlight and headlight glare, queues for Arm C may not be accurate during the first 45 minutes of the AM Peak on the 7th and 8th, and throughout the survey on the 4th. The PM Peak on December 7th and 8th were unable to be analysed.





# Intelligent Data Collection Limited



**Client:** Mott MacDonald  
**Project Number:** ID06180  
**Site Number:** Site 13  
**Dates of Survey:** 04.12.2021, 07.12.2021 and 08.12.2021  
**Junction Name:** Cowley Road  
**Survey Type:** Queue Length Survey

<b>X Coordinate</b>	<b>Y Coordinate</b>	<b>Google Maps Link</b>
52.232445	0.151933	<a href="#">Click Here</a>

## Junction Layout



## Queue Length Methodology

The maximum queue length, in vehicles, is reported by lane for each five-minute period.

These are segregated into 'light' and 'heavy' vehicles, and are then presented as a maximum queue length using the assumption that a light vehicle contributes 6m to a queue and a heavy vehicle 15m. These values can be updated by the user.

## Vehicle Length Assumptions (metres)

Lights	Heavies
6	15

**Additional Notes** (Factors which may impact on survey results such as accidents, roadworks, special events)

# Intelligent Data Collection Limited



**Client:** Mott MacDonald  
**Project Number:** ID06180  
**Site Number:** Site 13  
**Date of Survey:** 07.12.2021  
**Junction Name:** Cowley Road  
**Survey Type:** Queue Length Survey

**AM Peak Period:**

Lane A1				
Time	Lights	Heavies	Total	Length (m)
07:00	0	1	1	15
07:05	0	0	0	0
07:10	2	1	3	27
07:15	1	0	1	6
07:20	1	1	2	21
07:25	0	0	0	0
07:30	0	1	1	15
07:35	1	1	2	21
07:40	1	0	1	6
07:45	0	0	0	0
07:50	0	1	1	15
07:55	3	1	4	33
08:00	0	1	1	15
08:05	0	1	1	15
08:10	1	0	1	6
08:15	0	2	2	30
08:20	0	1	1	15
08:25	0	0	0	0
08:30	0	0	0	0
08:35	0	1	1	15
08:40	0	1	1	15
08:45	1	0	1	6
08:50	0	1	1	15
08:55	1	0	1	6
09:00	0	0	0	0
09:05	0	1	1	15
09:10	0	0	0	0
09:15	1	0	1	6
09:20	0	0	0	0
09:25	0	1	1	15
09:30	0	0	0	0
09:35	1	1	2	21
09:40	0	1	1	15
09:45	0	1	1	15
09:50	1	0	1	6
09:55	0	0	0	0

**PM Peak Period:**

Lane A1				
Time	Lights	Heavies	Total	Length (m)
16:00	2	0	2	12
16:05	1	1	2	21
16:10	4	1	5	39
16:15	0	1	1	15
16:20	1	0	1	6
16:25	0	0	0	0
16:30	2	0	2	12
16:35	1	0	1	6
16:40	1	0	1	6
16:45	0	1	1	15
16:50	2	0	2	12
16:55	2	0	2	12
17:00	3	0	3	18
17:05	2	0	2	12
17:10	6	0	6	36
17:15	3	0	3	18
17:20	1	0	1	6
17:25	1	0	1	6
17:30	1	0	1	6
17:35	4	0	4	24
17:40	2	0	2	12
17:45	1	0	1	6
17:50	3	0	3	18
17:55	2	0	2	12
18:00	3	0	3	18
18:05	2	0	2	12
18:10	3	0	3	18
18:15	3	0	3	18
18:20	0	1	1	15
18:25	1	0	1	6
18:30	1	0	1	6
18:35	1	0	1	6
18:40	1	0	1	6
18:45	0	0	0	0
18:50	1	0	1	6
18:55	0	0	0	0

# Intelligent Data Collection Limited



**Client:** Mott MacDonald  
**Project Number:** ID06180  
**Site Number:** Site 14  
**Date of Survey:** 04.12.2021, 07.12.2021 and 08.12.2021  
**Junction Name:** Horningsea Road / Low Fen Drove / Biggin Lane  
**Survey Type:** Queue Length Survey

X Coordinate	Y Coordinate	Google Maps Link
52.231868	0.181977	<a href="#">Click Here</a>

## Junction Layout



## Queue Length Methodology

The maximum queue length, in vehicles, is reported by lane for each five-minute period.

These are segregated into 'light' and 'heavy' vehicles, and are then presented as a maximum queue length using the assumption that a light vehicle contributes 6m to a queue and a heavy vehicle 15m. These values can be updated by the user.

## Vehicle Length Assumptions (metres)

Lights	Heavies
6	15

**Additional Notes** (Factors which may impact on survey results such as accidents, roadworks, special events)



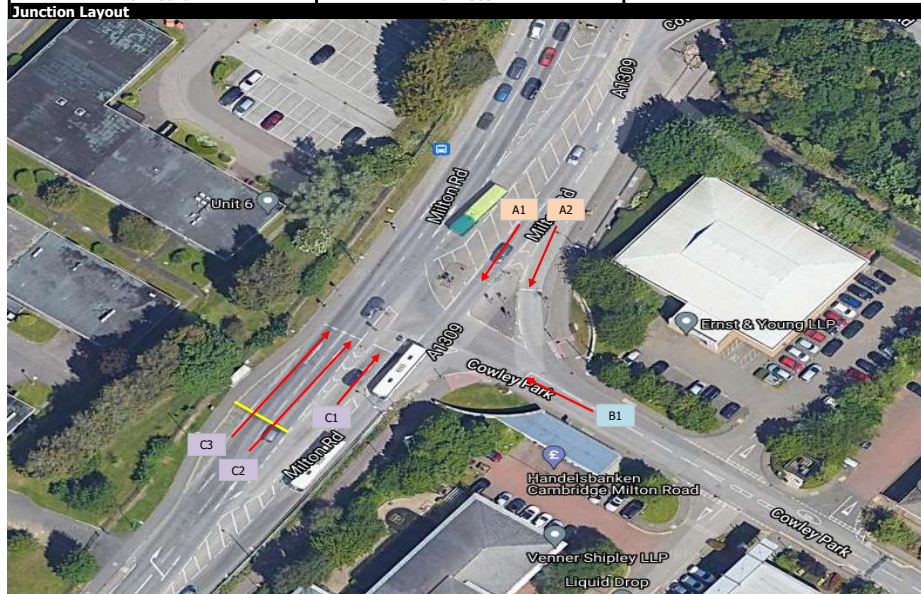


# Intelligent Data Collection Limited



**Client:** Mott MacDonald  
**Project Number:** ID06180  
**Site Number:** Site 15  
**Dates of Survey:** 04.12.2021, 07.12.2021 and 08.12.2021  
**Junction Name:** A1309 Milton Road / Cowley Park  
**Survey Type:** Queue Length Survey

X Coordinate	Y Coordinate	Google Maps Link
52.230467	0.149534	<a href="#">Click Here</a>



### Queue Length Methodology

The maximum queue length, in vehicles, is reported by lane for each five-minute period.

These are segregated into 'light' and 'heavy' vehicles, and are then presented as a maximum queue length using the assumption that a light vehicle contributes 6m to a queue and a heavy vehicle 15m. These values can be updated by the user.

### Vehicle Length Assumptions (metres)

Lights	Heavies
6	15

**Additional Notes** (Factors which may impact on survey results such as accidents, roadworks, special events)

Any shaded entries for Arm A indicate where queues reach back to the upstream signalised junction (Cambridge Science Park Road / Milton Road).

Arm A footage is not available from 07:55 to 08:10 (07.12.2021). Arm B footage is not available from 07:00 to 07:50 (07.12.2021).

For Lanes C2 and C3, as the stopline was not visible, only queues that reach past the yellow line marked above are visible. Once queues reach back to this point, an alternative view is available to determine how many cars are in front of them as they enter the junction. Any queues of two vehicles or less are not able to be recorded.

## Intelligent Data Collection Limited



Client: Mott MacDonald  
 Project Number: ID06180  
 Site Number: Site 15  
 Date of Survey: 07.12.2021  
 Junction Name: A1309 Milton Road / Cowley Park  
 Survey Type: Queue Length Survey

**AM Peak Period:**

Time	Lane A1				Lane A2				Lane B1				Lane C1				Lane C2				Lane C3			
	Lights	Heavies	Total	Length (m)	Lights	Heavies	Total	Length (m)	Lights	Heavies	Total	Length (m)	Lights	Heavies	Total	Length (m)	Lights	Heavies	Total	Length (m)	Lights	Heavies	Total	Length (m)
07:00	4	1	5	39	0	0	0	0	0	0	0	0	0	0	0	0	0	0	0	0	0	0	0	
07:05	0	0	0	0	0	0	0	0	0	0	0	0	0	0	0	0	0	0	0	0	0	0	0	
07:10	2	1	3	27	0	0	0	0	0	0	0	0	0	0	0	0	0	0	0	0	0	0	0	
07:15	0	0	0	0	0	0	0	0	0	0	0	0	0	0	0	0	0	0	0	0	0	0	0	
07:20	2	0	2	12	0	0	0	0	0	0	0	0	0	0	0	0	0	0	0	0	0	0	0	
07:25	2	0	2	12	0	0	0	0	0	0	0	0	1	1	15	0	0	0	0	0	0	0	0	
07:30	10	0	10	60	0	0	0	0	0	0	1	1	6	0	0	0	0	0	0	0	0	0	0	
07:35	11	0	11	66	0	0	0	0	0	0	0	0	0	0	3	0	3	18	5	0	5	30		
07:40	8	1	9	63	0	0	0	0	0	0	0	0	0	0	0	0	0	0	0	0	0	0		
07:45	10	0	10	60	2	0	2	12	0	0	1	1	15	8	0	8	48	0	0	0	0	0	0	
07:50	11	0	11	66	0	0	0	0	0	1	1	15	0	0	0	0	0	0	0	0	0	0	0	
07:55	0	0	0	0	0	0	0	0	0	0	0	0	0	0	0	0	0	0	0	0	0	0	0	
08:00	0	0	0	0	0	0	0	0	0	0	0	0	0	0	0	0	0	0	0	0	0	0	0	
08:05	0	0	0	0	0	0	0	0	0	0	0	0	1	1	6	0	0	0	0	0	0	0	0	
08:10	6	0	6	36	0	0	0	0	1	1	6	0	0	0	0	0	0	0	0	0	0	0	0	
08:15	10	0	10	60	1	0	1	6	2	0	2	12	1	0	1	6	0	0	0	0	0	0	0	
08:20	11	0	11	66	0	0	0	0	0	0	0	0	1	0	1	6	0	0	0	0	4	4	24	
08:25	11	0	11	66	0	0	0	0	1	0	1	6	0	0	0	0	0	0	0	8	0	8	48	
08:30	8	1	9	63	0	0	0	0	1	0	1	6	1	0	1	6	0	0	0	3	0	3	18	
08:35	6	0	6	36	1	0	1	6	1	0	1	6	2	0	2	12	0	0	0	0	0	0	0	
08:40	2	2	4	42	0	0	0	0	0	0	0	0	1	0	1	6	0	0	0	0	0	0	0	
08:45	2	0	2	12	0	0	0	0	2	0	2	12	3	0	3	18	0	0	0	0	0	0	0	
08:50	2	0	2	12	0	0	0	0	2	0	2	12	3	0	3	18	4	0	4	24	0	0	0	
08:55	6	0	6	36	5	0	5	30	1	0	1	6	1	0	1	6	0	0	0	0	0	0	0	
09:00	11	0	11	66	3	0	3	18	3	0	3	18	1	0	1	6	4	4	24	0	0	0	0	
09:05	11	0	11	66	3	0	3	18	1	0	1	6	1	0	1	6	6	0	6	36	3	0	3	18
09:10	10	0	10	60	0	0	0	0	1	0	1	6	1	0	1	6	5	0	5	30	9	1	10	69
09:15	10	0	10	60	1	0	1	6	1	0	1	6	4	0	4	24	4	0	4	24	0	0	0	0
09:20	3	0	3	18	1	0	1	6	1	0	1	6	3	0	3	18	0	0	0	0	0	0	0	0
09:25	5	0	5	30	2	0	2	12	2	0	2	12	1	0	1	6	0	0	0	0	0	0	0	0
09:30	7	0	7	42	0	0	0	0	1	0	1	6	1	0	1	6	5	0	5	30	3	0	3	18
09:35	8	0	8	48	1	0	1	6	2	0	2	12	1	0	1	6	7	0	7	42	0	0	0	0
09:40	8	1	9	63	0	0	0	0	1	0	1	6	0	0	0	0	0	0	0	3	0	3	18	
09:45	8	1	9	63	0	0	0	0	0	0	0	0	2	0	2	12	0	0	0	0	0	0	0	0
09:50	10	0	10	60	0	0	0	0	2	0	2	12	1	0	1	6	4	0	4	24	1	1	2	21
09:55	7	1	8	57	0	0	0	0	2	0	2	12	1	0	1	6	5	0	5	30	0	0	0	0

**PM Peak Period:**

Time	Lane A1				Lane A2				Lane B1				Lane C1				Lane C2				Lane C3			
	Lights	Heavies	Total	Length (m)	Lights	Heavies	Total	Length (m)	Lights	Heavies	Total	Length (m)	Lights	Heavies	Total	Length (m)	Lights	Heavies	Total	Length (m)	Lights	Heavies	Total	Length (m)
16:00	0	0	0	0	0	0	0	0	2	0	2	12	0	0	0	6	0	6	36	0	0	0	0	
16:05	0	0	0	0	0	0	0	0	4	0	4	24	0	0	0	3	0	3	18	0	0	0	0	
16:10	5	0	5	30	0	0	0	0	2	0	2	12	1	0	1	6	6	3	0	0	0	0	0	
16:15	4	0	4	24	0	0	0	0	3	0	3	18	0	0	0	4	0	4	24	4	0	4	24	
16:20	11	0	11	66	0	0	0	0	3	0	3	18	0	0	0	3	0	3	18	0	0	0	0	
16:25	10	0	10	60	0	0	0	0	2	0	2	12	0	0	0	7	0	7	42	4	0	4	24	
16:30	3	0	3	18	0	0	0	0	2	0	2	12	1	0	1	6	7	0	7	42	5	0	5	30
16:35	9	0	9	54	0	0	0	0	4	0	4	24	0	0	0	4	0	4	24	4	0	4	24	
16:40	9	0	9	54	0	0	0	0	2	0	2	12	0	0	0	3	0	3	18	5	0	5	30	
16:45	9	0	9	54	0	0	0	0	1	0	1	6	0	0	0	5	0	5	30	4	0	4	24	
16:50	11	0	11	66	0	0	0	0	7	0	7	42	0	0	0	0	0	0	0	3	0	3	18	
16:55	4	0	4	24	0	0	0	0	3	0	3	18	1	0	1	6	0	0	0	8	1	9	63	
17:00	7	0	7	42	0	0	0	0	3	0	3	18	0	0	0	2	0	2	12	0	0	0	0	
17:05	11	0	11	66	0	0	0	0	4	0	4	24	0	0	0	3	0	3	18	0	0	0	0	
17:10	11	0	11	66	0	0	0	0	6	0	6	36	0	0	0	8	0	8	48	6	0	6	36	
17:15	11	0	11	66	0	0	0	0	6	0	6	36	0	0	0	0	0	0	0	0	0	0	0	
17:20	4	0	4	24	0	0	0	0	6	0	6	36	0	0	0	5	0	5	30	6	0	6	36	
17:25	1	0	1	6	0	0	0	0	4	0	4	24	0	0	0	5	0	5	30	6	0	6	36	
17:30	4	0	4	24	0	0	0	0	2	0	2	12	0	0	0	4	0	4	24	0	0	0	0	
17:35	6	0	6	36	0	0	0	0	4	0	4	24	0	0	0	5	0	5	30	0	0	0	0	
17:40	3	0	3	18	0	0	0	0	3	0	3	18	1	0	1	6	7	0	7	42	5	0	5	30
17:45	8	1	9	63	0	0	0	0	4	0	4	24	1	0	1	6	3	0	3	18	3	0	3	18
17:50	8	1	9	63	0	0	0	0	3	0	3	18	0	0	0	0	0	0	0	7	0	7	42	
17:55	3	0	3	18	0	0	0	0	3	0	3	18	1	1	2	12	1	3	27	0	0	0	0	
18:00	11	0	11	66	0	0	0	0	5	0	5	30	0	0	0	5	0	5	30	0	0	0	0	
18:05	11	0	11	66	0	0	0	0	4	0	4	24	0	0	0	4	0	4	24	3	0	3	18	
18:10	7	0	7	42	0	0	0	0	3	0	3	18	1	0	1	6	0	0	0	0	0	0	0	
18:15	8	1	9	63	0	0	0	0	3	0	3	18	0	0	0	3	0	3	18	0	0	0	0	
18:20	5	0	5	30	0	0	0	0	2	0	2	12	0	0	0	5	0	5	30	5	0	5	30	
18:25	5	0	5	30	0	0	0	0	4	0	4	24	1	0	1	6	5	0	5	30	8	0	8	48
18:30	4	0	4	24	0	0	0	0	3	0	3	18	0	0	0	3	0	3	18	0	0	0	0	
18:35	2	0	2	12	0	0	0	0	1	0	1	6	0	0	0	0	0	0	0	0	0	0	0	
18:40	3	0	3	18	0	0	0	0	1	0	1	6	0	0	0	4	0	4	24	3	0	3	18	
18:45	6	0	6	36	0	0	0	0	3	0	3	18	0	0	0	0	0	0	0	0	0	0	0	
18:50	6	0	6	36	0	0	0	0	2	0	2	12	0	0	0	0	0	0	0	6	0	6	36	
18:55	2	0	2	12	0	0	0	0	2	0	2	12	0	0	0	0	0	0	0	0	0	0	0	

**Client:** Mott MacDonald  
**Project Number:** ID06180  
**Site Number:** Site 16  
**Date of Survey:** 04.12.2021, 07.12.2021 and 08.12.2021  
**Junction Name:** B1047 Horningsea Road / A14  
**Survey Type:** Queue Length Survey

<b>X Coordinate</b> 52.230146	<b>Y Coordinate</b> 0.180602	<b>Google Maps Link</b> <a href="#">Click Here</a>
----------------------------------	---------------------------------	---

### Junction Layout



### Queue Length Methodology

The maximum queue length, in vehicles, is reported by lane for each five-minute period.

These are segregated into 'light' and 'heavy' vehicles, and are then presented as a maximum queue length using the assumption that a light vehicle contributes 6m to a queue and a heavy vehicle 15m. These values can be updated by the user.

### Vehicle Length Assumptions (metres)

Lights	Heavies
6	15

**Additional Notes** (Factors which may impact on survey results such as accidents, roadworks, special events)





# Intelligent Data Collection Limited



**Client:** Mott MacDonald  
**Project Number:** ID06180  
**Site Number:** Site 17  
**Date of Survey:** 04.12.2021, 07.12.2021 and 08.12.2021  
**Junction Name:** B1047 Horningsea Road / A14  
**Survey Type:** Queue Length Survey

X Coordinate	Y Coordinate	Google Maps Link
52.228587	0.179269	<a href="#">Click Here</a>

## Junction Layout



## Queue Length Methodology

The maximum queue length, in vehicles, is reported by lane for each five-minute period.

These are segregated into 'light' and 'heavy' vehicles, and are then presented as a maximum queue length using the assumption that a light vehicle contributes 6m to a queue and a heavy vehicle 15m. These values can be updated by the user.

## Vehicle Length Assumptions (metres)

Lights	Heavies
6	15

## Additional Notes (Factors which may impact on survey results such as accidents, roadworks, special events)

Any shaded entries indicate where queues reach the extent of the camera view.

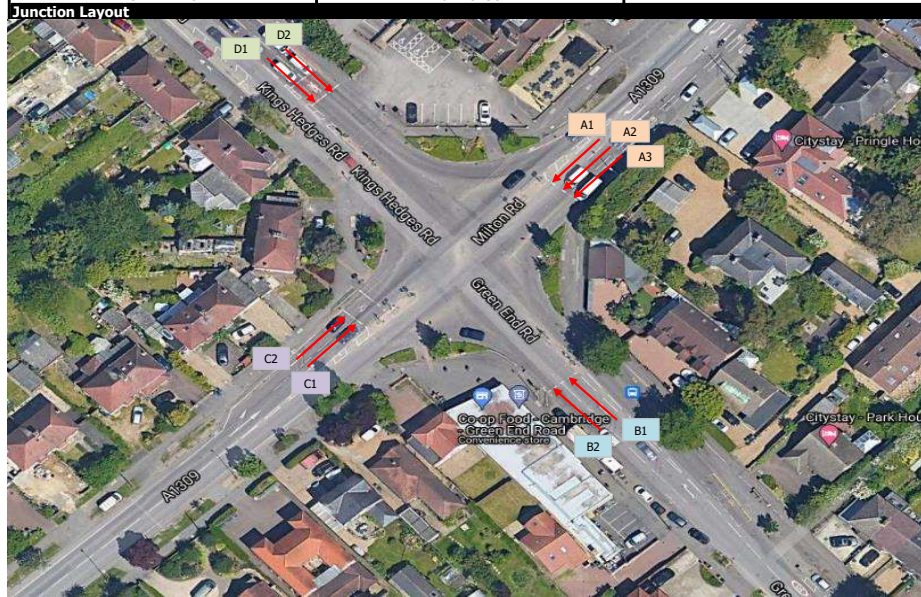


# Intelligent Data Collection Limited



**Client:** Mott MacDonald  
**Project Number:** ID06180  
**Site Number:** Site 18  
**Dates of Survey:** 04.12.2021, 07.12.2021 and 08.12.2021  
**Junction Name:** A1309 Milton Road / Green End Road / Kings Hedges Road  
**Survey Type:** Queue Length Survey

X Coordinate	Y Coordinate	Google Maps Link
52.227428	0.145436	<a href="#">Click Here</a>



### Queue Length Methodology

The maximum queue length, in vehicles, is reported by lane for each five-minute period.

These are segregated into 'light' and 'heavy' vehicles, and are then presented as a maximum queue length using the assumption that a light vehicle contributes 6m to a queue and a heavy vehicle 15m. These values can be updated by the user.

**Vehicle Length Assumptions (metres)**

Lights	Heavies
6	15

**Additional Notes** (Factors which may impact on survey results such as accidents, roadworks, special events)

Any shaded entries indicate where queues reach the extent of the camera view.

Due to a camera being moved, no queue data is available for Arm C after 08:20 on December 8th.

# Intelligent Data Collection Limited



Client: Mott MacDonald  
 Project Number: ID06180  
 Site Number: Site 18  
 Date of Survey: 07.12.2021  
 Junction Name: A1309 Milton Road / Green End Road / Kings Hedges Road  
 Survey Type: Queue Length Survey

## AM Peak Period:

Time	Lane A1				Lane A2				Lane A3				Lane B1				Lane B2				Lane C1				Lane C2				Lane D1				Lane D2					
	Lights	Heavies	Total	Length (m)	Lights	Heavies	Total	Length (m)	Lights	Heavies	Total	Length (m)	Lights	Heavies	Total	Length (m)	Lights	Heavies	Total	Length (m)	Lights	Heavies	Total	Length (m)	Lights	Heavies	Total	Length (m)	Lights	Heavies	Total	Length (m)	Lights	Heavies	Total	Length (m)		
07:00	1	0	1	6	6	4	10	96	2	1	3	27	6	0	6	36	0	0	0	6	1	7	51	2	0	2	12	1	0	1	6	4	0	4	24			
07:05	3	0	3	18	12	0	12	72	4	0	4	24	5	0	5	30	1	0	1	6	2	2	4	42	1	0	1	6	5	1	6	45	2	0	2	12		
07:10	3	0	3	18	8	0	8	48	3	0	3	18	6	0	6	36	2	0	2	12	3	0	3	18	0	0	0	0	0	0	0	0	0	0	0	0	0	
07:15	3	0	3	18	20	2	22	150	2	0	2	12	7	0	7	42	3	0	3	18	9	0	9	54	0	1	1	15	4	0	4	24	4	0	4	24		
07:20	3	0	3	18	17	6	23	192	3	0	3	18	5	1	6	45	1	0	1	6	9	1	10	69	1	1	2	21	8	0	8	48	3	0	3	18		
07:25	4	0	4	24	21	2	23	156	6	1	7	51	12	0	12	72	2	0	2	12	2	1	3	27	0	0	0	0	4	0	4	24	4	0	4	24		
07:30	3	0	3	18	8	1	9	63	4	0	4	24	9	1	10	69	3	0	3	18	6	2	8	66	3	0	3	18	2	0	2	12	1	1	2	21		
07:35	4	0	4	24	26	0	26	156	6	0	6	36	9	2	11	84	3	0	3	18	13	1	14	93	1	0	1	6	5	0	5	30	6	0	6	36		
07:40	2	0	2	12	17	1	18	117	4	1	5	39	5	3	8	75	1	0	1	6	9	1	10	69	2	0	2	12	5	0	5	30	2	1	3	27		
07:45	4	0	4	24	24	0	24	144	5	0	5	30	8	2	10	78	2	0	2	12	9	1	10	69	2	0	2	12	5	1	6	45	4	0	4	24		
07:50	4	0	4	24	26	4	30	216	6	0	6	36	11	0	11	66	5	1	6	45	15	1	16	105	1	0	1	6	5	0	5	30	3	0	3	18		
07:55	5	0	5	30	24	4	28	204	3	0	3	18	7	2	9	72	5	0	5	30	8	1	9	63	2	0	2	12	9	0	9	54	4	0	4	24		
08:00	4	1	5	39	26	2	28	186	6	1	7	51	11	0	11	66	2	0	2	12	12	4	16	132	0	0	0	0	8	0	8	48	6	0	6	36		
08:05	7	1	8	57	22	2	24	162	7	0	7	42	11	0	11	66	2	0	2	12	19	1	20	129	0	0	0	0	9	5	4	24	4	0	4	24		
08:10	3	0	3	18	16	1	17	111	10	0	10	60	10	0	10	60	2	0	2	12	14	2	16	114	1	0	1	6	2	1	3	27	1	0	1	6		
08:15	3	0	3	18	5	1	6	45	7	0	7	42	11	0	11	66	4	0	4	24	10	0	10	60	8	0	8	48	6	1	7	51	5	0	5	30		
08:20	5	1	6	45	10	4	14	120	4	1	5	39	12	1	13	87	4	0	4	24	19	0	19	114	1	0	1	6	4	0	4	24	5	0	5	30		
08:25	2	0	2	12	16	96	2	0	2	12	10	1	11	75	7	1	8	57	12	0	12	72	5	0	5	30	8	0	8	48	8	0	8	48	9	0	9	54
08:30	4	0	4	24	17	0	17	102	7	0	7	42	10	1	11	75	10	0	10	60	13	2	15	108	2	0	2	12	8	0	8	48	9	0	9	54		
08:35	6	0	6	36	12	2	14	102	7	0	7	42	11	1	12	81	4	2	6	54	18	3	21	153	2	0	2	12	15	0	15	90	4	0	4	24		
08:40	6	0	6	36	13	1	14	93	4	0	4	24	11	0	11	66	5	0	5	30	23	0	23	138	1	1	2	21	14	0	14	84	4	0	4	24		
08:45	11	0	11	66	14	2	16	114	7	0	7	42	8	1	9	63	9	0	9	54	19	2	21	144	0	0	0	0	19	11	4	7	51	7	0	7	42	
08:50	7	0	7	42	14	1	15	99	8	0	8	48	11	1	12	81	3	1	4	33	17	3	20	147	1	0	1	6	16	0	16	96	5	0	5	30		
08:55	3	0	3	18	20	1	21	135	4	0	4	24	8	2	10	78	6	0	6	36	19	2	21	144	1	0	1	6	12	0	12	72	8	0	8	48		
09:00	5	0	5	30	16	0	16	96	7	0	7	42	11	0	11	66	4	0	4	24	21	1	22	141	1	0	1	6	15	0	15	90	5	0	5	30		
09:05	6	0	6	36	24	1	25	159	3	0	3	18	9	1	10	69	4	1	5	39	16	3	19	141	1	0	1	6	15	1	16	105	5	0	5	30		
09:10	7	0	7	42	6	1	7	51	5	0	5	30	4	1	5	39	3	0	3	18	16	3	19	141	1	0	1	6	11	0	11	66	7	0	7	42		
09:15	5	0	5	30	23	0	23	138	6	0	6	36	6	2	8	66	1	1	2	21	19	3	22	159	1	0	1	6	11	0	11	66	6	0	6	36		
09:20	5	0	5	30	19	0	19	114	6	0	6	36	10	0	10	60	4	0	4	24	18	3	21	153	1	0	1	6	6	1	7	51	4	0	4	24		
09:25	4	0	4	24	13	1	14	93	9	0	9	54	8	1	9	63	10	4	14	120	10	4	14	120	3	0	3	18	15	1	16	105	5	0	5	30		
09:30	4	0	4	24	15	3	18	135	5	0	5	30	5	1	6	45	3	0	3	18	11	1	12	81	2	0	2	12	5	0	5	30	13	0	13	78		
09:35	6	0	6	36	5	1	6	45	9	0	9	54	10	0	10	60	4	0	4	24	14	2	16	114	2	0	2	12	5	0	5	30	4	1	5	39		
09:40	7	0	7	42	28	2	30	198	4	0	4	24	12	0	12	72	2	0	2	18	20	0	20	120	1	0	1	6	4	0	4	24	6	0	6	36		
09:45	4	0	4	24	24	1	25	159	7	0	7	42	11	1	12	81	5	0	5	30	19	0	19	114	3	0	3	18	8	0	8	48	5	0	5	30		
09:50	8	0	8	48	25	1	26	165	5	2	7	60	10	1	11	75	2	0	2	12	15	2	17	120	1	1	2	21	9	1	10	69	11	0	11	66		
09:55	5	0	5	30	22	1	23	147	4	1	5	39	9	0	9	54	4	0	4	24	12	0	12	72	1	0	1	6	5	0	5	30	3	0	3	18		

## PM Peak Period:

Time	Lane A1				Lane A2				Lane A3				Lane B1				Lane B2				Lane C1				Lane C2				Lane D1				Lane D2			
	Lights	Heavies	Total	Length (m)	Lights	Heavies	Total	Length (m)	Lights	Heavies	Total	Length (m)	Lights	Heavies	Total	Length (m)	Lights	Heavies	Total	Length (m)	Lights	Heavies	Total	Length (m)	Lights	Heavies	Total	Length (m)	Lights	Heavies	Total	Length (m)	Lights	Heavies	Total	Length (m)
16:00	6	0	6	36	15	1	16	105	4	0	4	24	10	0	10	60	6	0	6	36	20	1	21	135	2	0	2	12	20	0	20	120	7	0	7	42
16:05	6	0	6	36	6	0	6	36	3	0	3	18	11	0	11	66	8	0	8	48	23	0	23	138	1	0	1	6	21	0	21	126	7	0	7	42
16:10	5	0	5	30	14	1	15	99	2	0	2	12	10	0	10	60	6	0	6	36	18	2	20	138	0	0	0	0	22	0	22	132	8	0	8	48
16:15	5	0	5	30	10	0	10	60	7	0	7	42	9	1	10	69	4	0	4	24	15	2	17	120	2	0	2	12	20	0	20	120	7	0	7	42
16:20	6	0	6	36	12	0	12	72	9	0	9	54	11	0	11	66	4	0	4	24	15	0	15	90	1	0	1	6	14	0	14	84	7	0	7	42
16:25	8	0	8	48	9	1	10	69	6	0	6	36	10	0	10	60	1	0	1	6	19	0	19	114	1	0	1	6	6	1	7	51	5	0	5	30
16:30	11	0	11	66	12	0	12	72	7	0	7	42	11	0	11	66	3	0	3	18	21	0	21	126	1	0	1	6	8	0	8	48	4	0	4	24
16:35	7	0	7	42	6	1	7	51	6	0	6	36	8	1	9	63	2	0	2	12	20	1	21	135	2	0	2	12	4	0	4	24	4	0	4	24
16:40	9	0	9	54	4	0	4	24	0	0	0	0	11	0	11	66	4	0	4	24	18	0	18	108	3	0	3	18	6	0	6	36	2	1	3	27
16:45	6	0	6	36	4	1	5	39	1	1	2	21	9	0	9	54	4	0	4	24	2															




# Intelligent Data Collection Limited



**Client:** Mott MacDonald  
**Project Number:** ID06180  
**Site Number:** Site 19  
**Dates of Survey:** 04.12.2021, 07.12.2021 and 08.12.2021  
**Junction Name:** Scotland Road / Green End Road  
**Survey Type:** Queue Length Survey

<b>X Coordinate</b>	<b>Y Coordinate</b>	<b>Google Maps Link</b>
52.22049	0.146014	<a href="#">Click Here</a>

## Junction Layout



## Queue Length Methodology

The maximum queue length, in vehicles, is reported by lane for each five-minute period.

These are segregated into 'light' and 'heavy' vehicles, and are then presented as a maximum queue length using the assumption that a light vehicle contributes 6m to a queue and a heavy vehicle 15m. These values can be updated by the user.

## Vehicle Length Assumptions (metres)

Lights	Heavies
6	15

**Additional Notes** (Factors which may impact on survey results such as accidents, roadworks, special events)

# Intelligent Data Collection Limited



**Client:** Mott MacDonald  
**Project Number:** ID06180  
**Site Number:** Site 19  
**Date of Survey:** 07.12.2021  
**Junction Name:** Scotland Road / Green End Road  
**Survey Type:** Queue Length Survey

**AM Peak Period:**

Time	Lane B1			Length (m)
	Lights	Heavies	Total	
07:00	2	0	2	12
07:05	1	0	1	6
07:10	1	0	1	6
07:15	0	1	1	15
07:20	3	0	3	18
07:25	1	0	1	6
07:30	1	0	1	6
07:35	1	0	1	6
07:40	2	0	2	12
07:45	1	0	1	6
07:50	3	0	3	18
07:55	2	1	3	27
08:00	3	0	3	18
08:05	3	0	3	18
08:10	2	0	2	12
08:15	6	0	6	36
08:20	6	0	6	36
08:25	5	0	5	30
08:30	4	0	4	24
08:35	1	0	1	6
08:40	10	0	10	60
08:45	14	3	17	129
08:50	9	1	10	69
08:55	2	0	2	12
09:00	1	1	2	21
09:05	1	0	1	6
09:10	0	1	1	15
09:15	2	2	4	42
09:20	2	0	2	12
09:25	2	0	2	12
09:30	1	0	1	6
09:35	5	0	5	30
09:40	3	0	3	18
09:45	3	0	3	18
09:50	3	0	3	18
09:55	8	0	8	48

**PM Peak Period:**

Time	Lane B1			Length (m)
	Lights	Heavies	Total	
16:00	8	0	8	48
16:05	3	0	3	18
16:10	2	0	2	12
16:15	3	0	3	18
16:20	0	1	1	15
16:25	3	0	3	18
16:30	3	0	3	18
16:35	3	0	3	18
16:40	8	1	9	63
16:45	2	0	2	12
16:50	2	0	2	12
16:55	2	0	2	12
17:00	3	0	3	18
17:05	4	0	4	24
17:10	2	1	3	27
17:15	2	0	2	12
17:20	6	0	6	36
17:25	4	0	4	24
17:30	1	0	1	6
17:35	2	0	2	12
17:40	4	0	4	24
17:45	2	0	2	12
17:50	3	0	3	18
17:55	3	0	3	18
18:00	1	1	2	21
18:05	4	0	4	24
18:10	1	0	1	6
18:15	6	0	6	36
18:20	2	0	2	12
18:25	2	0	2	12
18:30	1	0	1	6
18:35	1	0	1	6
18:40	3	0	3	18
18:45	4	0	4	24
18:50	3	0	3	18
18:55	2	0	2	12

# Intelligent Data Collection Limited



**Client:** Mott MacDonald  
**Project Number:** ID06180  
**Site Number:** Site 20  
**Dates of Survey:** 04.12.2021, 07.12.2021 and 08.12.2021  
**Junction Name:** Green End Road / High Street / Water Lane  
**Survey Type:** Queue Length Survey

X Coordinate	Y Coordinate	Google Maps Link
52.219175	0.146358	<a href="#">Click Here</a>

## Junction Layout



## Queue Length Methodology

The maximum queue length, in vehicles, is reported by lane for each five-minute period.

These are segregated into 'light' and 'heavy' vehicles, and are then presented as a maximum queue length using the assumption that a light vehicle contributes 6m to a queue and a heavy vehicle 15m. These values can be updated by the user.

## Vehicle Length Assumptions (metres)

Lights	Heavies
6	15

**Additional Notes** (Factors which may impact on survey results such as accidents, roadworks, special events)



# Intelligent Data Collection Limited



**Client:** Mott MacDonald  
**Project Number:** ID06180  
**Site Number:** Site 20  
**Date of Survey:** 07.12.2021  
**Junction Name:** Green End Road / High Street / Water Lane  
**Survey Type:** Queue Length Survey

**AM Peak Period:**

Time	Lane A1				Lane B1				Lane C1			
	Lights	Heavies	Total	Length (m)	Lights	Heavies	Total	Length (m)	Lights	Heavies	Total	Length (m)
07:00	0	0	0	0	1	0	1	6	1	0	1	6
07:05	0	0	0	0	1	0	1	6	1	0	1	6
07:10	0	0	0	0	0	1	1	15	0	0	0	0
07:15	0	0	0	0	0	1	1	15	1	0	1	6
07:20	2	0	2	12	2	0	2	12	3	0	3	18
07:25	1	0	1	6	1	0	1	6	0	0	0	0
07:30	0	0	0	0	3	0	3	18	0	0	0	0
07:35	0	0	0	0	2	1	3	27	0	0	0	0
07:40	1	0	1	6	2	0	2	12	3	0	3	18
07:45	0	0	0	0	3	0	3	18	0	0	0	0
07:50	1	0	1	6	4	0	4	24	0	0	0	0
07:55	2	0	2	12	2	0	2	12	0	0	0	0
08:00	2	0	2	12	3	1	4	33	1	0	1	6
08:05	1	0	1	6	2	0	2	12	1	0	1	6
08:10	1	0	1	6	5	0	5	30	2	0	2	12
08:15	2	0	2	12	3	0	3	18	0	0	0	0
08:20	1	1	2	21	4	0	4	24	5	0	5	30
08:25	0	0	0	0	3	0	3	18	0	0	0	0
08:30	2	0	2	12	3	1	4	33	2	0	2	12
08:35	1	0	1	6	2	0	2	12	2	0	2	12
08:40	0	1	1	15	4	0	4	24	3	0	3	18
08:45	1	1	2	21	11	2	13	96	3	0	3	18
08:50	5	0	5	30	3	0	3	18	2	1	3	27
08:55	1	0	1	6	2	0	2	12	1	1	2	21
09:00	4	0	4	24	4	0	4	24	1	0	1	6
09:05	4	0	4	24	2	0	2	12	2	0	2	12
09:10	0	0	0	0	0	0	0	0	0	1	1	15
09:15	2	1	3	27	2	0	2	12	1	0	1	6
09:20	2	0	2	12	3	0	3	18	2	0	2	12
09:25	3	0	3	18	2	0	2	12	2	0	2	12
09:30	0	0	0	0	1	0	1	6	1	0	1	6
09:35	2	0	2	12	5	0	5	30	2	0	2	12
09:40	2	0	2	12	5	0	5	30	0	0	0	0
09:45	0	0	0	0	7	0	7	42	0	0	0	0
09:50	0	0	0	0	2	0	2	12	0	0	0	0
09:55	1	0	1	6	5	0	5	30	3	0	3	18

**PM Peak Period:**

Time	Lane A1				Lane B1				Lane C1			
	Lights	Heavies	Total	Length (m)	Lights	Heavies	Total	Length (m)	Lights	Heavies	Total	Length (m)
16:00	1	0	1	6	3	0	3	18	4	0	4	24
16:05	3	0	3	18	1	0	1	6	3	0	3	18
16:10	3	0	3	18	1	0	1	6	1	0	1	6
16:15	3	0	3	18	2	0	2	12	3	0	3	18
16:20	2	0	2	12	5	0	5	30	0	0	0	0
16:25	2	0	2	12	3	0	3	18	0	0	0	0
16:30	3	1	4	33	1	0	1	6	0	0	0	0
16:35	1	0	1	6	1	0	1	6	3	0	3	18
16:40	2	0	2	12	5	0	5	30	5	1	6	45
16:45	1	0	1	6	1	0	1	6	4	0	4	24
16:50	2	0	2	12	1	0	1	6	3	0	3	18
16:55	1	0	1	6	4	0	4	24	1	0	1	6
17:00	2	0	2	12	4	0	4	24	1	0	1	6
17:05	2	0	2	12	2	0	2	12	4	0	4	24
17:10	2	0	2	12	1	0	1	6	3	0	3	18
17:15	2	0	2	12	5	0	5	30	3	0	3	18
17:20	1	0	1	6	0	0	0	0	3	0	3	18
17:25	1	0	1	6	2	0	2	12	1	0	1	6
17:30	1	0	1	6	2	0	2	12	1	0	1	6
17:35	1	0	1	6	2	0	2	12	4	0	4	24
17:40	3	0	3	18	1	0	1	6	1	0	1	6
17:45	4	0	4	24	2	0	2	12	2	0	2	12
17:50	0	0	0	0	1	0	1	6	1	0	1	6
17:55	2	0	2	12	4	0	4	24	0	0	0	0
18:00	1	0	1	6	1	0	1	6	3	0	3	18
18:05	2	0	2	12	2	0	2	12	4	0	4	24
18:10	3	0	3	18	3	0	3	18	0	0	0	0
18:15	0	0	0	0	1	0	1	6	0	0	0	0
18:20	3	0	3	18	2	0	2	12	1	0	1	6
18:25	1	0	1	6	2	0	2	12	1	0	1	6
18:30	1	0	1	6	2	0	2	12	1	0	1	6
18:35	1	0	1	6	3	0	3	18	3	0	3	18
18:40	1	0	1	6	1	0	1	6	1	0	1	6
18:45	1	0	1	6	5	0	5	30	2	0	2	12
18:50	0	0	0	0	2	0	2	12	5	0	5	30
18:55	0	0	0	0	0	0	0	0	1	0	1	6



# Intelligent Data Collection Limited



**Client:** Mott MacDonald  
**Project Number:** ID06180  
**Site Number:** Site 21  
**Dates of Survey:** 04.12.2021, 07.12.2021 and 08.12.2021  
**Junction Name:** High Ditch Road / Low Fen Drove Way  
**Survey Type:** Queue Length Survey

X Coordinate	Y Coordinate	Google Maps Link
52.215958	0.191131	<a href="#">Click Here</a>

## Junction Layout



## Queue Length Methodology

The maximum queue length, in vehicles, is reported by lane for each five-minute period.

These are segregated into 'light' and 'heavy' vehicles, and are then presented as a maximum queue length using the assumption that a light vehicle contributes 6m to a queue and a heavy vehicle 15m. These values can be updated by the user.

## Vehicle Length Assumptions (metres)

Lights	Heavies
6	15

**Additional Notes** (Factors which may impact on survey results such as accidents, roadworks, special events)

# Intelligent Data Collection Limited



**Client:** Mott MacDonald  
**Project Number:** ID06180  
**Site Number:** Site 21  
**Date of Survey:** 07.12.2021  
**Junction Name:** High Ditch Road / Low Fen Drove Way  
**Survey Type:** Queue Length Survey

**AM Peak Period:**

Lane A1				
Time	Lights	Heavies	Total	Length (m)
07:00	0	0	0	0
07:05	0	0	0	0
07:10	0	0	0	0
07:15	0	0	0	0
07:20	0	0	0	0
07:25	0	0	0	0
07:30	0	0	0	0
07:35	0	0	0	0
07:40	0	0	0	0
07:45	0	0	0	0
07:50	0	0	0	0
07:55	0	0	0	0
08:00	0	0	0	0
08:05	0	0	0	0
08:10	0	0	0	0
08:15	0	0	0	0
08:20	0	0	0	0
08:25	0	0	0	0
08:30	0	0	0	0
08:35	0	0	0	0
08:40	0	0	0	0
08:45	0	0	0	0
08:50	0	0	0	0
08:55	0	0	0	0
09:00	0	0	0	0
09:05	0	0	0	0
09:10	0	0	0	0
09:15	0	0	0	0
09:20	0	0	0	0
09:25	0	0	0	0
09:30	0	0	0	0
09:35	0	0	0	0
09:40	0	0	0	0
09:45	0	0	0	0
09:50	0	0	0	0
09:55	0	0	0	0

**PM Peak Period:**

Lane A1				
Time	Lights	Heavies	Total	Length (m)
16:00	0	0	0	0
16:05	0	0	0	0
16:10	0	0	0	0
16:15	0	0	0	0
16:20	0	0	0	0
16:25	0	0	0	0
16:30	0	0	0	0
16:35	0	0	0	0
16:40	0	0	0	0
16:45	0	0	0	0
16:50	0	0	0	0
16:55	0	0	0	0
17:00	0	0	0	0
17:05	0	0	0	0
17:10	0	0	0	0
17:15	0	0	0	0
17:20	0	0	0	0
17:25	0	0	0	0
17:30	0	0	0	0
17:35	0	0	0	0
17:40	0	0	0	0
17:45	0	0	0	0
17:50	0	0	0	0
17:55	0	0	0	0
18:00	0	0	0	0
18:05	0	0	0	0
18:10	0	0	0	0
18:15	0	0	0	0
18:20	0	0	0	0
18:25	0	0	0	0
18:30	0	0	0	0
18:35	0	0	0	0
18:40	0	0	0	0
18:45	0	0	0	0
18:50	0	0	0	0
18:55	0	0	0	0

# Intelligent Data Collection Limited



**Client:** Mott MacDonald  
**Project Number:** ID06180  
**Site Number:** Site 22  
**Dates of Survey:** 04.12.2021, 07.12.2021 and 08.12.2021  
**Junction Name:** A1303 Newmarket Road / A14  
**Survey Type:** Queue Length Survey

X Coordinate	Y Coordinate	Google Maps Link
52,214208	0,216083	<a href="#">Click Here</a>



### Queue Length Methodology

The maximum queue length, in vehicles, is reported by lane for each five-minute period.

These are segregated into 'light' and 'heavy' vehicles, and are then presented as a maximum queue length using the assumption that a light vehicle contributes 6m to a queue and a heavy vehicle 15m. These values can be updated by the user.

### Vehicle Length Assumptions (metres)

Lights	Heavies
6	15

**Additional Notes** (Factors which may impact on survey results such as accidents, roadworks, special events)

Any shaded entries indicate where queues reach the extent of the camera view.

Due to headlight glare, the views for Arm D are slightly reduced in the PM Peak on December 7th and 8th.

# Intelligent Data Collection Limited

Client: Mott MacDonald  
 Project Number: ID06180  
 Site Number: Site 22  
 Date of Survey: 07/12/2021  
 Junction Name: A1303 Newmarket Road / A14  
 Survey Type: Queue Length Survey



### AM Peak Period:

Time	Lane A1				Lane A2				Lane B1				Lane B2				Lane C1				Lane C2				Lane D1				Lane D2			
	Lights	Heavies	Total	Length (m)	Lights	Heavies	Total	Length (m)	Lights	Heavies	Total	Length (m)	Lights	Heavies	Total	Length (m)	Lights	Heavies	Total	Length (m)	Lights	Heavies	Total	Length (m)	Lights	Heavies	Total	Length (m)	Lights	Heavies	Total	Length (m)
07:00	2	0	2	12	6	0	6	36	0	0	0	0	0	0	0	4	0	4	24	1	0	1	6	3	0	3	18	0	0	0	0	
07:05	4	1	5	39	8	0	8	48	0	0	0	0	0	0	0	2	0	2	12	1	0	1	6	3	0	3	18	0	0	0	0	
07:10	2	0	2	12	9	0	9	54	1	0	1	6	0	0	0	1	0	1	6	0	0	0	0	0	0	0	3	18	0	0	0	0
07:15	4	0	4	24	12	0	12	72	1	0	1	6	0	0	0	0	3	0	3	18	2	0	2	12	7	0	7	42	0	0	0	0
07:20	2	0	2	12	14	0	14	84	0	0	0	0	0	0	0	4	0	4	24	0	0	0	0	9	0	9	54	1	0	1	6	
07:25	7	1	8	57	13	0	13	78	2	0	2	12	4	0	4	24	3	0	3	18	4	0	4	24	3	0	3	18	0	0	0	0
07:30	8	0	8	48	13	0	13	78	2	0	2	12	0	0	0	5	0	5	30	1	1	2	12	4	0	4	24	0	0	0	0	
07:35	4	1	5	39	12	0	12	72	0	0	0	0	0	0	2	0	2	12	2	0	2	12	4	0	4	24	1	0	1	6		
07:40	19	0	19	114	0	1	15	90	0	0	0	0	0	0	11	1	12	81	4	0	4	24	5	2	7	60	1	0	1	6		
07:45	4	1	5	39	7	0	7	42	1	0	1	6	0	0	4	0	4	24	3	0	3	18	6	0	6	36	0	0	0	0		
07:50	11	0	11	66	11	0	11	66	1	1	2	21	0	0	3	0	3	18	3	0	3	18	8	0	8	48	0	0	0	0		
07:55	11	0	11	66	4	0	4	24	0	0	0	0	0	0	3	0	3	18	5	0	5	30	4	0	4	24	2	0	2	12		
08:00	5	0	5	30	4	0	4	24	0	0	0	0	0	0	4	0	4	24	3	0	3	18	9	0	9	54	2	0	2	12		
08:05	8	1	9	63	13	0	13	78	1	0	1	6	0	0	0	3	0	3	18	3	0	3	18	10	0	10	60	2	0	2	12	
08:10	9	0	9	54	18	0	18	108	1	0	1	6	0	0	5	0	5	30	2	0	2	12	5	0	5	30	2	0	2	12		
08:15	9	0	9	54	4	0	4	24	1	0	1	6	0	0	0	3	0	3	18	4	0	4	24	11	0	11	66	2	0	2	12	
08:20	8	0	8	48	11	0	11	66	2	0	2	12	8	1	9	63	3	0	3	18	2	0	2	12	15	1	16	105	2	0	2	12
08:25	12	0	12	72	4	0	4	24	1	0	1	6	2	0	2	12	5	1	6	45	6	1	7	51	13	1	14	93	1	0	1	6
08:30	5	0	5	30	4	0	4	24	1	0	1	6	0	0	0	6	0	6	36	2	0	2	12	6	0	6	36	2	0	2	12	
08:35	4	0	4	24	1	0	1	6	1	0	1	6	0	0	0	5	0	5	30	7	0	7	42	15	0	15	90	2	0	2	12	
08:40	6	0	6	36	3	0	3	18	1	0	1	6	0	0	0	3	0	3	18	6	0	6	36	5	0	5	30	3	1	4	33	
08:45	5	1	6	45	2	0	2	12	1	0	1	6	0	0	0	2	0	2	12	0	0	0	0	10	0	10	60	1	0	1	6	
08:50	6	0	6	36	4	0	4	24	0	0	0	0	0	0	1	1	2	21	5	0	5	30	4	0	4	24	2	0	2	12		
08:55	4	0	4	24	2	0	2	12	1	0	1	6	0	0	0	2	0	2	12	2	0	2	12	8	0	8	48	0	0	0	0	
09:00	3	0	3	18	7	0	7	42	1	0	1	6	0	0	0	1	0	1	6	5	0	5	30	2	0	2	12	2	0	2	12	
09:05	3	0	3	18	1	0	1	6	0	0	0	0	0	0	5	0	5	30	3	0	3	18	7	1	8	57	3	0	3	18		
09:10	1	1	2	21	2	0	2	12	1	0	1	6	0	0	0	0	0	0	0	2	0	2	12	5	1	6	45	1	0	1	6	
09:15	2	0	2	12	2	0	2	12	0	0	0	0	0	0	1	1	2	21	4	0	4	24	0	0	0	0	1	0	1	6		
09:20	4	1	5	39	4	0	4	24	1	0	1	6	0	0	2	0	2	12	3	0	3	18	3	0	3	18	0	0	0	0	0	
09:25	2	0	2	12	8	0	8	48	1	0	1	6	0	0	0	5	0	5	30	2	0	2	12	3	0	3	18	0	0	0	0	
09:30	2	1	3	27	1	1	2	21	0	0	0	0	0	0	2	0	2	12	3	0	3	18	3	0	3	18	0	1	1	15		
09:35	0	1	1	15	1	0	1	6	0	0	0	0	0	0	1	0	1	6	5	0	5	30	4	0	4	24	0	0	0	0		
09:40	4	0	4	24	0	0	0	0	1	0	1	6	0	0	0	0	0	0	0	0	1	0	1	6	3	0	3	18	2	0	2	12
09:45	5	0	5	30	3	0	3	18	0	0	0	0	0	0	4	0	4	24	2	0	2	12	1	0	1	6	2	0	2	12		
09:50	1	0	1	6	3	0	3	18	0	0	0	0	0	0	0	0	0	0	0	0	0	0	2	0	2	12	0	0	0	0	0	
09:55	1	1	2	21	1	0	1	6	1	0	1	6	0	0	0	0	0	0	0	4	0	4	24	2	0	2	12	1	0	1	6	

### PM Peak Period:

Time	Lane A1				Lane A2				Lane B1				Lane B2				Lane C1				Lane C2				Lane D1				Lane D2			
	Lights	Heavies	Total	Length (m)	Lights	Heavies	Total	Length (m)	Lights	Heavies	Total	Length (m)	Lights	Heavies	Total	Length (m)	Lights	Heavies	Total	Length (m)	Lights	Heavies	Total	Length (m)	Lights	Heavies	Total	Length (m)	Lights	Heavies	Total	Length (m)
16:00	2	0	2	12	4	0	4	24	0	0	0	0	0	0	0	5	0	5	30	2	0	2	12	14	0	14	84	5	0	5	30	
16:05	2	0	2	12	4	0	4	24	0	0	0	0	1	0	1	6	1	0	1	6	3	0	3	18	14	0	14	84	4	0	4	24
16:10	3	0	3	18	6	0	6	36	0	0	0	0	1	0	1	6	4	0	4	24	3	0	3	18	15	0	15	90	3	0	3	18
16:15	2	0	2	12	3	1	4	33	0	0	0	0	0	0	0	4	0	4	24	3	0	3	18	16	0	16	96	5	0	5	30	
16:20	7	0	7	42	2	0	2	12	0	0	0	0	0	0	0	5	0	5	30	6	0	6	36	17	0	17	102	6	0	6	36	
16:25	0	1	1	15	3	0	3	18	0	0	0	0	0	0	4	0	4	24	2	0	2	12	15	2	17	120	5	0	5	30		
16:30	1	0	1	6	1	0	1	6	0	0	0	0	0	0	2	0	2	12	7	0	7	42	18	1	19	123	8	0	8	48		
16:35	1	0	1	6	2	1	3	27	0	0	0	0	5	0	5	30	7	0	7	42	4	1	5	39	10	1	11	75	3	1	4	33
16:40	1	0	1	6	3	0	3	18	1	0	1	6	6	0	6	36	4	0	4	24	7	0	7	42	11	0	11	66	3	0	3	18
16:45	2	0	2	12	2	0	2	12	1	0	1	6	2	0	2	12	6	1	7	51	4	0	4	24	13	0	13	78	5	0	5	30
16:50	3	0	3	18	1	0	1	6	1	0	1	6	0	0	0	5	0	5	30	6	0	6	36	14	0	14	84	6	0	6	36	
16:55	2	0	2	12	2	0	2	12	1	0	1	6	0	0	0	5	0	5	30	5	0	5	30	19	0	19	114	4	0	4	24	
17:00	3	0	3	18	3	0	3	18	1	0	1	6	2	0	2	12	8	0	8	48	3	0	3	18	15	2	17	120	8	0	8	48
17:05	2	0	2	12	3	0	3	18	0	1	1	6	0	0	0	7	0	7	42	5	0	5	30	19	0	19	114	7	0	7	42	
17:10	4	0	4	24	5	0	5	30	1	0	1	6	2	0	2	12	13	0	13	78	3	0	3	18	15	0	15	90	4	0	4	24
17:15	1	0	1	6	5	0	5	30	1	0	1	6	2	0	2	12	4	0	4	24	5	0	5	30	17	0	17	102	7	0	7	42
17:20	2	0	2	12	2	0	2	12	0	0	0	0	2	0	2	12	3	0	3	18	4	0	4	24	17	0	17	102	8	0	8	48
17:25	1	0	1	6	2	0	2	12	1	0	1	6	1	0	1	6	3	0	3	18	3	0	3	18	15	0	15	90	7	0	7	42
17:30	1	1	2	21	1	0	1	6	1	0																						




# Intelligent Data Collection Limited



**Client:** Mott MacDonald  
**Project Number:** ID06180  
**Site Number:** Site 23  
**Dates of Survey:** 04.12.2021, 07.12.2021 and 08.12.2021  
**Junction Name:** A1303 Newmarket Road / High Ditch Road  
**Survey Type:** Queue Length Survey

<b>X Coordinate</b>	<b>Y Coordinate</b>	<b>Google Maps Link</b>
52.212682	0.202671	<a href="#">Click Here</a>

## Junction Layout



## Queue Length Methodology

The maximum queue length, in vehicles, is reported by lane for each five-minute period.

These are segregated into 'light' and 'heavy' vehicles, and are then presented as a maximum queue length using the assumption that a light vehicle contributes 6m to a queue and a heavy vehicle 15m. These values can be updated by the user.

## Vehicle Length Assumptions (metres)

Lights	Heavies
6	15

## Additional Notes (Factors which may impact on survey results such as accidents, roadworks, special events)

Any shaded entries indicate where queues reach the extent of the camera view.

# Intelligent Data Collection Limited



**Client:** Mott MacDonald  
**Project Number:** ID06180  
**Site Number:** Site 23  
**Date of Survey:** 07.12.2021  
**Junction Name:** A1303 Newmarket Road / High Ditch Road  
**Survey Type:** Queue Length Survey

**AM Peak Period:**

Time	Lane A1				Lane A2			
	Lights	Heavies	Total	Length (m)	Lights	Heavies	Total	Length (m)
07:00	0	0	0	0	1	0	1	6
07:05	1	0	1	6	1	0	1	6
07:10	0	0	0	0	1	0	1	6
07:15	1	0	1	6	1	0	1	6
07:20	0	0	0	0	0	0	0	0
07:25	1	0	1	6	1	0	1	6
07:30	1	0	1	6	1	0	1	6
07:35	1	0	1	6	1	0	1	6
07:40	1	0	1	6	1	0	1	6
07:45	1	0	1	6	2	0	2	12
07:50	1	0	1	6	1	0	1	6
07:55	9	0	9	54	2	0	2	12
08:00	1	0	1	6	0	0	0	0
08:05	1	0	1	6	0	0	0	0
08:10	1	0	1	6	1	0	1	6
08:15	6	0	6	36	2	0	2	12
08:20	5	0	5	30	3	0	3	18
08:25	5	0	5	30	2	0	2	12
08:30	6	0	6	36	2	0	2	12
08:35	7	0	7	42	1	0	1	6
08:40	7	0	7	42	3	0	3	18
08:45	2	0	2	12	1	0	1	6
08:50	2	0	2	12	1	0	1	6
08:55	2	0	2	12	1	0	1	6
09:00	2	0	2	12	1	0	1	6
09:05	1	0	1	6	2	0	2	12
09:10	2	0	2	12	1	0	1	6
09:15	2	0	2	12	0	0	0	0
09:20	1	0	1	6	1	0	1	6
09:25	1	0	1	6	0	0	0	0
09:30	0	0	0	0	0	0	0	0
09:35	0	0	0	0	0	0	0	0
09:40	0	0	0	0	2	0	2	12
09:45	1	0	1	6	0	0	0	0
09:50	0	0	0	0	2	0	2	12
09:55	1	0	1	6	1	0	1	6

**PM Peak Period:**

Time	Lane A1				Lane A2			
	Lights	Heavies	Total	Length (m)	Lights	Heavies	Total	Length (m)
16:00	1	0	1	6	4	0	4	24
16:05	0	0	0	0	2	0	2	12
16:10	0	0	0	0	2	0	2	12
16:15	0	0	0	0	2	0	2	12
16:20	0	0	0	0	1	0	1	6
16:25	1	0	1	6	1	0	1	6
16:30	0	0	0	0	1	0	1	6
16:35	1	0	1	6	3	0	3	18
16:40	0	0	0	0	4	0	4	24
16:45	0	0	0	0	4	0	4	24
16:50	0	0	0	0	1	0	1	6
16:55	0	0	0	0	4	0	4	24
17:00	2	0	2	12	2	0	2	12
17:05	2	0	2	12	2	0	2	12
17:10	0	0	0	0	5	0	5	30
17:15	1	0	1	6	1	0	1	6
17:20	0	0	0	0	2	0	2	12
17:25	0	0	0	0	1	0	1	6
17:30	0	0	0	0	2	0	2	12
17:35	0	0	0	0	2	0	2	12
17:40	0	0	0	0	2	0	2	12
17:45	0	0	0	0	1	0	1	6
17:50	0	0	0	0	1	0	1	6
17:55	1	0	1	6	2	0	2	12
18:00	1	0	1	6	1	0	1	6
18:05	1	0	1	6	1	0	1	6
18:10	0	0	0	0	1	0	1	6
18:15	0	0	0	0	2	0	2	12
18:20	0	0	0	0	1	0	1	6
18:25	1	0	1	6	1	0	1	6
18:30	0	0	0	0	1	0	1	6
18:35	0	0	0	0	0	0	0	0
18:40	1	0	1	6	1	0	1	6
18:45	0	0	0	0	2	0	2	12
18:50	0	0	0	0	0	0	0	0
18:55	0	0	0	0	1	0	1	6

# Intelligent Data Collection Limited



**Client:** Mott MacDonald  
**Project Number:** ID06180  
**Junction Number:** Site 17  
**Date of Survey:** 07.12.2021  
**Junction Name:** B1047 Horningsea Road / A14  
**Survey Type:** Saturation Flows

X Coordinate	Y Coordinate	Google Maps Link
52.228587	0.179269	<a href="#">Click Here</a>
AM Peak Conditions	PM Peak Conditions	
Clear	Showers	

## Location Plan



## Saturation Flow Methodology

Analysis of full demand starts from the third vehicle to cross the stop line. Full demand applies when at least 6 PCUs cross the stop line with a maximum gap of three seconds between vehicles.

## Additional Notes (Factors which may impact on survey results such as accidents, roadworks, special events)

Some lanes have limited or no instances of full demand, due to short green times or low flows.



Year	Month	Day	Time	Location	Activity	Duration	Participants	Resources	Notes
2023	Jan	01	08:00	Room 101	Meeting	1h	5	Project A	Initial planning
2023	Jan	02	09:00	Room 102	Workshop	2h	10	Project B	Brainstorming ideas
2023	Jan	03	10:00	Room 103	Training	1.5h	15	Project C	Software training
2023	Jan	04	11:00	Room 104	Workshop	1.5h	8	Project D	Design review
2023	Jan	05	12:00	Room 105	Meeting	1h	6	Project E	Status update
2023	Jan	06	13:00	Room 106	Workshop	2h	12	Project F	Prototype development
2023	Jan	07	14:00	Room 107	Training	1.5h	18	Project G	Advanced topics
2023	Jan	08	15:00	Room 108	Workshop	1.5h	9	Project H	Final review
2023	Jan	09	16:00	Room 109	Meeting	1h	7	Project I	Next steps
2023	Jan	10	17:00	Room 110	Workshop	2h	11	Project J	Collaboration session

Activity	Duration	Participants	Resources	Notes
Meeting	1h	5	Project A	Initial planning
Workshop	2h	10	Project B	Brainstorming ideas
Training	1.5h	15	Project C	Software training
Workshop	1.5h	8	Project D	Design review
Meeting	1h	6	Project E	Status update
Workshop	2h	12	Project F	Prototype development
Training	1.5h	18	Project G	Advanced topics
Workshop	1.5h	9	Project H	Final review
Meeting	1h	7	Project I	Next steps
Workshop	2h	11	Project J	Collaboration session





Year	Month	Day	Time	Location	Activity	Participant	Observer	Notes
2023	Jan	01	08:00	Room 101	Meeting	John Doe	Jane Smith	Discussed Q1 goals
2023	Jan	02	09:00	Room 102	Training	Mike Brown	Sarah Green	New software training
2023	Jan	03	10:00	Room 103	Workshop	Emily White	David Black	Product development workshop
2023	Jan	04	11:00	Room 104	Conference	Chris Grey	Alex Blue	Industry conference
2023	Jan	05	12:00	Room 105	Workshop	Olivia Pink	Ben Yellow	Customer feedback workshop
2023	Jan	06	13:00	Room 106	Meeting	Lucas Purple	Mia Orange	Project status meeting
2023	Jan	07	14:00	Room 107	Workshop	Noah Silver	Liam Gold	Marketing strategy workshop
2023	Jan	08	15:00	Room 108	Workshop	Ava Bronze	Caleb Iron	UX design workshop
2023	Jan	09	16:00	Room 109	Workshop	Ethan Steel	Sophia Copper	Business process workshop
2023	Jan	10	17:00	Room 110	Workshop	Mason Nickel	Isabella Zinc	Financial planning workshop
2023	Jan	11	18:00	Room 111	Workshop	Logan Tin	Aria Lead	Operational efficiency workshop
2023	Jan	12	19:00	Room 112	Workshop	Wyatt Silver	Scarlett Gold	Customer service workshop
2023	Jan	13	20:00	Room 113	Workshop	Carter Bronze	Natalie Iron	Product launch workshop
2023	Jan	14	21:00	Room 114	Workshop	Robert Steel	Chloe Copper	Team building workshop
2023	Jan	15	22:00	Room 115	Workshop	David Nickel	Madison Zinc	Strategic planning workshop
2023	Jan	16	23:00	Room 116	Workshop	James Tin	Oliver Lead	Customer retention workshop
2023	Jan	17	00:00	Room 117	Workshop	Michael Silver	Sophia Gold	Business development workshop
2023	Jan	18	01:00	Room 118	Workshop	Christopher Bronze	Isabella Iron	Marketing automation workshop
2023	Jan	19	02:00	Room 119	Workshop	Matthew Steel	Natalie Copper	Product roadmap workshop
2023	Jan	20	03:00	Room 120	Workshop	Andrew Nickel	Ethan Zinc	Customer segmentation workshop
2023	Jan	21	04:00	Room 121	Workshop	Joshua Tin	Aria Lead	Business model workshop
2023	Jan	22	05:00	Room 122	Workshop	Benjamin Silver	Scarlett Gold	Operational excellence workshop
2023	Jan	23	06:00	Room 123	Workshop	Lucas Bronze	Natalie Iron	Customer experience workshop
2023	Jan	24	07:00	Room 124	Workshop	Robert Steel	Chloe Copper	Product innovation workshop
2023	Jan	25	08:00	Room 125	Workshop	David Nickel	Madison Zinc	Business process optimization workshop
2023	Jan	26	09:00	Room 126	Workshop	James Tin	Oliver Lead	Customer engagement workshop
2023	Jan	27	10:00	Room 127	Workshop	Michael Silver	Sophia Gold	Business growth workshop
2023	Jan	28	11:00	Room 128	Workshop	Christopher Bronze	Isabella Iron	Marketing strategy workshop
2023	Jan	29	12:00	Room 129	Workshop	Matthew Steel	Natalie Copper	Product development workshop
2023	Jan	30	13:00	Room 130	Workshop	Andrew Nickel	Ethan Zinc	Customer service workshop
2023	Jan	31	14:00	Room 131	Workshop	Joshua Tin	Aria Lead	Business process workshop

Activity	Participant	Observer	Notes
Meeting	John Doe	Jane Smith	Discussed Q1 goals
Training	Mike Brown	Sarah Green	New software training
Workshop	Emily White	David Black	Product development workshop
Conference	Chris Grey	Alex Blue	Industry conference
Workshop	Olivia Pink	Ben Yellow	Customer feedback workshop
Meeting	Lucas Purple	Mia Orange	Project status meeting
Workshop	Noah Silver	Liam Gold	Marketing strategy workshop
Workshop	Ava Bronze	Caleb Iron	UX design workshop
Workshop	Ethan Steel	Sophia Copper	Business process workshop
Workshop	Mason Nickel	Isabella Zinc	Financial planning workshop
Workshop	Logan Tin	Aria Lead	Operational efficiency workshop
Workshop	Wyatt Silver	Scarlett Gold	Customer service workshop
Workshop	Carter Bronze	Natalie Iron	Product launch workshop
Workshop	Robert Steel	Chloe Copper	Team building workshop
Workshop	David Nickel	Madison Zinc	Strategic planning workshop
Workshop	James Tin	Oliver Lead	Customer retention workshop
Workshop	Michael Silver	Sophia Gold	Business development workshop
Workshop	Christopher Bronze	Isabella Iron	Marketing automation workshop
Workshop	Matthew Steel	Natalie Copper	Product roadmap workshop
Workshop	Andrew Nickel	Ethan Zinc	Customer segmentation workshop
Workshop	Joshua Tin	Aria Lead	Business model workshop
Workshop	Benjamin Silver	Scarlett Gold	Operational excellence workshop
Workshop	Lucas Bronze	Natalie Iron	Customer experience workshop
Workshop	Robert Steel	Chloe Copper	Product innovation workshop
Workshop	David Nickel	Madison Zinc	Business process optimization workshop
Workshop	James Tin	Oliver Lead	Customer engagement workshop
Workshop	Michael Silver	Sophia Gold	Business growth workshop
Workshop	Christopher Bronze	Isabella Iron	Marketing strategy workshop
Workshop	Matthew Steel	Natalie Copper	Product development workshop
Workshop	Andrew Nickel	Ethan Zinc	Customer service workshop
Workshop	Joshua Tin	Aria Lead	Business process workshop

# Intelligent Data Collection Limited



**Client:** Mott MacDonald  
**Project Number:** ID06180  
**Junction Number:** Site 17  
**Date of Survey:** 07.12.2021  
**Junction Name:** B1047 Horningsea Road / A14  
**Survey Type:** Saturation Flows

X Coordinate	Y Coordinate	Google Maps Link
52.228587	0.179269	<a href="#">Click Here</a>
AM Peak Conditions	PM Peak Conditions	
Clear	Showers	

## Location Plan



## Saturation Flow Methodology

Analysis of full demand starts from the third vehicle to cross the stop line. Full demand applies when at least 6 PCUs cross the stop line with a maximum gap of three seconds between vehicles.

## Additional Notes (Factors which may impact on survey results such as accidents, roadworks, special events)

Some lanes have limited or no instances of full demand, due to short green times or low flows.

Rev B has updated PCU vales for each user class.





## Get in touch

You can contact us by:



Emailing at [info@cwwtpr.com](mailto:info@cwwtpr.com)



Calling our Freephone information line on **0808 196 1661**



Writing to us at **Freepost: CWWTPR**



Visiting our website at 

You can view all our DCO application documents and updates on the application on The Planning Inspectorate website:

<https://infrastructure.planninginspectorate.gov.uk/projects/eastern/cambridge-waste-water-treatment-plant-relocation/>